

WEST CHESTER AREA SCHOOL DISTRICT  
*Combined Personnel and Property & Finance Committee Meeting*  
Monday – October 17, 2022  
6:30 p.m.  
Board Room A/B, Spellman Education Center  
782 Springdale Drive, Exton, PA 19341/Livestream

AGENDA

- Public Comment

**Property and Finance Committee:**

- Approval of the September 19, 2022 Combined Personnel and P&FC Minutes (see attached) Mr. Bevilacqua
- Review of Budget Forecast Model (see attached) Mr. Scully
- Review of 2023-24 Enrollment Projections (see attached) Mr. Scully
- Approval of 2023-24 Building Budget Allocations (see attached) Mr. Scully
- Approval of Capital Reserve and Capital Fund Project Awards (see attached) Mr. Birster
- Approval of 2023-24 Capital and Capital Reserve Projects (see attached) Mr. Birster

**Personnel Committee:**

- Review and Approval of the Consulting Agreement with Blueprint Evolution (see attached) Dr. Sokolowski

West Chester Area SD public meetings are live streamed and recorded for the purpose of public broadcast and posting on the Internet. The West Chester Area SD disclaims responsibility for both images, statements and/or actions made by those in attendance at the recorded public meetings.

~~~~~

(Board & Public)

*Public Comment Protocol*

- Residents wishing to make public comment on agenda items must register prior to the start of the meeting.
- Public comments on agenda items will be taken at the beginning of the meeting prior to voting.
- Policy 903: Public Participation in Board Meetings governs public comment.
- The committee chair or designee will call residents in the order in which they signed in.
- A three-minute timer will begin after the speaker states their name and township of residence.

Committee Meeting Minutes  
 WEST CHESTER AREA SCHOOL DISTRICT  
 Combined Personnel and Property & Finance Committee  
 September 19, 2022

Attending Committee Members: Director Bevilacqua-Chair, Director Herrmann – Chair, Director Fleming, Director Whomsley

Other Board Members: Director Detre, Director Durnell, Director Shaw, Director Tiernan

Administration: Mr. John Scully, Dr. Jeffrey Ulmer, Dr. Robert Sokolowski, Mr. Wayne Birster, Mr. Justin Matys, Mr. Michael Wagman

Also Present: Members of the public

|                                                                                                                                                                                                                                                                                                                                                                                                                                                                                                                                                                                                                                                                                                                                                                                                                                                                                                                                                                                                                                                                                                                                         |                |
|-----------------------------------------------------------------------------------------------------------------------------------------------------------------------------------------------------------------------------------------------------------------------------------------------------------------------------------------------------------------------------------------------------------------------------------------------------------------------------------------------------------------------------------------------------------------------------------------------------------------------------------------------------------------------------------------------------------------------------------------------------------------------------------------------------------------------------------------------------------------------------------------------------------------------------------------------------------------------------------------------------------------------------------------------------------------------------------------------------------------------------------------|----------------|
| Action or outcomes from the meeting: (Unless noted, all votes were 4-0.)                                                                                                                                                                                                                                                                                                                                                                                                                                                                                                                                                                                                                                                                                                                                                                                                                                                                                                                                                                                                                                                                |                |
| Public Comment was made by the following residents on agenda items as indicated:<br>None                                                                                                                                                                                                                                                                                                                                                                                                                                                                                                                                                                                                                                                                                                                                                                                                                                                                                                                                                                                                                                                |                |
| <b>Personnel Committee</b>                                                                                                                                                                                                                                                                                                                                                                                                                                                                                                                                                                                                                                                                                                                                                                                                                                                                                                                                                                                                                                                                                                              |                |
| Dr. Ulmer provided the Committee with an update to Board Policy 803, School Calendar. The District is adding Juneteenth to the list of Federal holidays observed by the District. The committee recommended approval of revised Board Policy 803, School Calendar.                                                                                                                                                                                                                                                                                                                                                                                                                                                                                                                                                                                                                                                                                                                                                                                                                                                                      | Dr. Ulmer      |
| Dr. Ulmer provided the Committee with a 2022-23 hiring report update.                                                                                                                                                                                                                                                                                                                                                                                                                                                                                                                                                                                                                                                                                                                                                                                                                                                                                                                                                                                                                                                                   | Dr. Ulmer      |
| Dr. Ulmer reviewed the updated job description for the Administrative Assistant to the Assistant Superintendent. The committee recommended approval of the updated job description for the Administrative Assistant to the Assistant Superintendent.                                                                                                                                                                                                                                                                                                                                                                                                                                                                                                                                                                                                                                                                                                                                                                                                                                                                                    | Dr. Ulmer      |
| <b>Property and Finance Committee</b>                                                                                                                                                                                                                                                                                                                                                                                                                                                                                                                                                                                                                                                                                                                                                                                                                                                                                                                                                                                                                                                                                                   |                |
| The committee approved the August 15, 2022 Property & Finance Committee Minutes.                                                                                                                                                                                                                                                                                                                                                                                                                                                                                                                                                                                                                                                                                                                                                                                                                                                                                                                                                                                                                                                        | Mr. Bevilacqua |
| Mr. Wagman recommended to the committee that the District engage the services of E-Rate Consulting, Inc. for the 2022-2023 school year at a flat fee of \$6,000. E-Rate applications and rules are complex and subject to revisions. Most school districts engage consulting services for advice, guidance, and the completion and filing of the appropriate forms. Consultants offer other advantages, including: expertise in the application review process, increased efficiency, in-depth knowledge of the eligible products and services often resulting in higher reimbursement rates, representation during inquiries as the application is in the review process, and management of the billing for eligible products and services. E-Rate Consulting, Inc. is recommended by our State Coordinator of E-Rate for Pennsylvania's eligible schools and libraries. Because its fees are not based on a percentage of our reimbursement, a practice common in the industry, E-Rate Consulting is exceptionally price-competitive. The committee recommended approval of E-Rate Consulting Services, Inc. for consulting services. | Mr. Wagman     |
| Mr. Scully reviewed the Budget Forecast Model and the changes from the previous model. The 2022-23 changes to expenses include reductions in expenses for average teacher salaries and benefits of \$985,533 and a reduction in debt service in the amount of \$100,000. Changes to revenues include an increase in the projection for EIT in the amount of \$250,000, and an increase in Investment Income of \$250,000 and a decrease in State                                                                                                                                                                                                                                                                                                                                                                                                                                                                                                                                                                                                                                                                                        | Mr. Scully     |

|                                                                                                                                                                                                                                                                                                                                                                                                                                                                                                                                                                                                                                                                                                                                                                                                                                                                                                                                                                                                                                                                                                                                                                              |            |
|------------------------------------------------------------------------------------------------------------------------------------------------------------------------------------------------------------------------------------------------------------------------------------------------------------------------------------------------------------------------------------------------------------------------------------------------------------------------------------------------------------------------------------------------------------------------------------------------------------------------------------------------------------------------------------------------------------------------------------------------------------------------------------------------------------------------------------------------------------------------------------------------------------------------------------------------------------------------------------------------------------------------------------------------------------------------------------------------------------------------------------------------------------------------------|------------|
| <p>revenue related to Social Security and PSERS in the amount of \$147,958. The net increase in 2022-23 revenue projections total \$1,437,575 increase in fund balance designation for future millage increases. The changes to the 2023-24 projections are an increase in Investment Income of \$250,000 which will reduce the budget gap. The summary of all funds, page 24, shows the budget gap after an ACT 1 tax increase to be \$3,174,000. This is an informational item and no Board action is required.</p>                                                                                                                                                                                                                                                                                                                                                                                                                                                                                                                                                                                                                                                        |            |
| <p>Mr. Scully reviewed the 2023-24 Budget Calendar. The calendar reflects the timeline for September 2022 through budget adoption at the May 2023 board meeting. At the December 19, 2022 board meeting, the board will need to vote to either reserve the right to apply for Act 1 exceptions or approve a resolution indicating they will not raise taxes above the Act 1 index for the 2023-24 budget. The committee recommended approval of the 2023-24 Budget Calendar.</p>                                                                                                                                                                                                                                                                                                                                                                                                                                                                                                                                                                                                                                                                                             | Mr. Scully |
| <p>Mr. Scully advised the committee that Act 55 of 2022 amended Pennsylvania Public School Code. Among its various amendments was a revision to Section 1337 pertaining to school food service programs. Section 1337 of PA School code was amended such that school entities who operate nonprofit school food programs are now <b>required</b> to offer assistance to parents/guardians with applying for free/reduced-price school meal benefits. Mr. Scully advised the committee that past practice in the District has always been to offer assistance to families with completing the application process. This change in school code requires a change to our School Board policy related to food service. The committee recommended approval of the revision to Board Policy 808.</p>                                                                                                                                                                                                                                                                                                                                                                               | Mr. Scully |
| <p>Mr. Scully reviewed School Board Policy 625 with the committee. The policy addresses the use of procurement cards (P-cards) for permissible purchases by designated employees to improve the efficiency of purchasing activities, reduce processing expenses, improve controls for small-dollar purchases, and streamline vendor payment. The Administrative Guidelines associated with this policy – 625 AG1 authorizes the Director of Business Affairs to assign the procurement cards and establish procurement card thresholds. The Administration along with the Director of Business Affairs recommend the following changes to 625AG1:</p> <ul style="list-style-type: none"> <li>• All P-card thresholds are raised from \$10,000 to \$25,000 unless otherwise noted below.</li> <li>• Add the Principals at the High School as authorized card holders with a threshold of \$25,000.</li> <li>• Increase the threshold for the Director of Business Affairs to \$3.0 million.</li> <li>• Increase the threshold for the Director of Technology to \$2.5 million.</li> </ul> <p>This item is for discussion purposes only and does not require Board action.</p> | Mr. Scully |
| <p>Items to be placed on board agenda September 27, 2022:</p> <ul style="list-style-type: none"> <li>• Approval of Revised Board Policy 803, School Calendar, First Reading</li> <li>• Approval of Updated Job Description, Administrative Assistant to the Assistant Superintendent</li> <li>• Approval of E-Rate Consulting Services</li> <li>• Approval of 2023-24 Budget Calendar</li> <li>• Approval of Revised Board Policy 808, Food Services, First Reading</li> </ul> <p>MEMO items for board agenda September 27, 2022:</p>                                                                                                                                                                                                                                                                                                                                                                                                                                                                                                                                                                                                                                        |            |

- Approval to Exonerate 2022-23 Property Taxes, East Bradford Township

Items to discuss at a later date:

|  |  |
|--|--|
|  |  |
|  |  |

Next Meeting Date: **Monday, October 17, 2022**



West Chester Area School District  
Revenue History and Forecast

|    | A                                                          | AI                | AJ               | AK                | AL               | AM               | AN               | AO               | AP               | AQ               |
|----|------------------------------------------------------------|-------------------|------------------|-------------------|------------------|------------------|------------------|------------------|------------------|------------------|
| 1  |                                                            | <b>Actual</b>     | <b>Budget</b>    | <b>Actual</b>     | <b>Budget</b>    | <b>Projected</b> | <b>Estimated</b> | <b>Estimated</b> | <b>Estimated</b> | <b>Estimated</b> |
| 2  |                                                            | <b>2020-21</b>    | <b>2021-22</b>   | <b>2021-22</b>    | <b>2022-23</b>   | <b>2022-23</b>   | <b>2023-24</b>   | <b>2024-25</b>   | <b>2025-26</b>   | <b>2026-27</b>   |
| 3  | <b>Local</b>                                               | <b>214,400.1</b>  | <b>208,090.1</b> | <b>230,928.5</b>  | <b>215,404.5</b> | <b>218,923.0</b> | <b>226,826.3</b> | <b>252,911.6</b> | <b>270,512.8</b> | <b>281,397.4</b> |
| 4  | Real Estate                                                | 179,828.5         | 180,059.1        | 187,742.0         | 184,508.2        | 184,508.2        | 193,293.2        | 218,912.0        | 236,039.3        | 246,442.4        |
| 5  | Current                                                    | 177,830.9         | 179,235.7        | 183,687.9         | 183,708.3        | 183,708.3        | 192,344.3        | 217,963.1        | 235,090.3        | 245,493.5        |
| 6  | Interim                                                    | 1,997.6           | 823.4            | 4,054.2           | 799.8            | 799.8            | 948.9            | 948.9            | 948.9            | 948.9            |
| 7  | Earned Income                                              | 24,213.4          | 19,884.1         | 26,695.1          | 22,682.4         | 24,500.0         | 24,360.0         | 24,725.4         | 25,096.3         | 25,472.7         |
| 8  | Real Estate Transfer                                       | 6,227.6           | 3,810.1          | 8,927.9           | 3,886.3          | 4,750.0          | 4,590.0          | 4,681.8          | 4,775.4          | 4,870.9          |
| 9  | Delinquent Taxes                                           | 3,264.4           | 2,858.8          | 3,485.5           | 2,858.8          | 2,858.8          | 2,858.8          | 2,858.8          | 2,858.8          | 2,858.8          |
| 10 | Investment Earnings                                        | 220.9             | 357.5            | 76.8              | 362.9            | 1,200.0          | 618.3            | 627.6            | 637.0            | 646.5            |
| 11 | Gate Receipts                                              | -                 | 131.5            | 172.0             | 131.5            | 131.5            | 131.5            | 131.5            | 131.5            | 131.5            |
| 12 | Other                                                      | 645.3             | 989.0            | 3,829.2           | 974.5            | 974.5            | 974.5            | 974.5            | 974.5            | 974.5            |
| 13 |                                                            |                   |                  |                   |                  |                  |                  |                  |                  |                  |
| 14 | <b>State</b>                                               | <b>40,055.4</b>   | <b>42,366.5</b>  | <b>43,341.6</b>   | <b>44,387.2</b>  | <b>45,675.7</b>  | <b>46,947.4</b>  | <b>47,783.0</b>  | <b>48,806.1</b>  | <b>49,357.2</b>  |
| 15 | Student Subsidies                                          | 18,775.2          | 19,429.0         | 20,848.7          | 20,139.1         | 21,575.7         | 21,661.2         | 21,599.3         | 21,605.2         | 21,208.3         |
| 16 | Basic Instruction                                          | 8,810.2           | 8,421.9          | 9,575.7           | 9,575.8          | 10,937.3         | 10,937.3         | 10,937.3         | 10,937.3         | 10,937.3         |
| 18 | Special Education                                          | 5,077.2           | 5,899.1          | 5,914.7           | 5,843.3          | 5,974.9          | 5,974.9          | 5,974.9          | 5,974.9          | 5,974.9          |
| 20 | Tuition Private Home Place't                               | 95.8              | 290.0            | 103.9             | 100.0            | 100.0            | 100.0            | 100.0            | 100.0            | 100.0            |
| 21 | Transportation                                             | 3,087.6           | 3,087.6          | 3,008.3           | 3,087.6          | 2,950.0          | 2,950.0          | 2,950.0          | 2,950.0          | 2,950.0          |
| 22 | Medical, Dental & Nurse                                    | 253.6             | 253.9            | 250.4             | 253.9            | 253.9            | 253.9            | 253.9            | 253.9            | 253.9            |
| 23 | Rent                                                       | 1,051.6           | 1,077.5          | 1,596.5           | 879.5            | 960.4            | 1,046.0          | 984.1            | 990.0            | 593.1            |
| 25 | Accountability/Ready to Learn Block Grants                 | 399.1             | 399.1            | 399.1             | 399.1            | 399.1            | 399.1            | 399.1            | 399.1            | 399.1            |
| 27 | Teacher Subsidies                                          | 20,951.8          | 22,937.5         | 22,474.6          | 24,248.0         | 24,100.1         | 25,286.2         | 26,183.7         | 27,200.9         | 28,148.9         |
| 28 | Social Security                                            | 3,586.7           | 4,122.4          | 3,817.8           | 4,325.7          | 4,299.3          | 4,463.3          | 4,586.8          | 4,715.3          | 4,846.7          |
| 29 | Retirement                                                 | 17,365.1          | 18,815.1         | 18,656.8          | 19,922.4         | 19,800.8         | 20,822.9         | 21,596.9         | 22,485.6         | 23,302.2         |
| 30 | Other                                                      | 328.4             | -                | 18.3              | -                | -                | -                | -                | -                | -                |
| 31 |                                                            |                   |                  |                   |                  |                  |                  |                  |                  |                  |
| 32 | <b>Federal</b>                                             | <b>6,768.5</b>    | <b>3,538.1</b>   | <b>6,191.2</b>    | <b>3,650.5</b>   | <b>3,726.5</b>   | <b>3,057.5</b>   | <b>3,057.5</b>   | <b>3,057.5</b>   | <b>3,057.5</b>   |
| 33 | Title I                                                    | 574.7             | 574.7            | 555.2             | 555.2            | 555.2            | 555.2            | 555.2            | 555.2            | 555.2            |
| 34 | Title II                                                   | 313.2             | 246.4            | 259.0             | 236.3            | 236.3            | 236.3            | 236.3            | 236.3            | 236.3            |
| 35 | IDEA                                                       | 1,551.6           | 1,572.1          | 1,730.8           | 1,621.7          | 1,621.7          | 1,621.7          | 1,621.7          | 1,621.7          | 1,621.7          |
| 36 | MA Direct Services/Time Study                              | 1,030.3           | 1,000.0          | 1,156.7           | 992.0            | 1,068.0          | 500.0            | 500.0            | 500.0            | 500.0            |
| 37 | Other                                                      | 223.5             | 144.9            | 178.0             | 144.2            | 144.2            | 144.2            | 144.2            | 144.2            | 144.2            |
| 38 | COVID Related Grants                                       | 3,075.3           | -                | 2,311.4           | 101.0            | 101.0            | -                | -                | -                | -                |
| 39 |                                                            |                   |                  |                   |                  |                  |                  |                  |                  |                  |
| 40 | <b>Local Taxes &amp; Subsidies</b>                         | <b>261,224.0</b>  | <b>253,994.7</b> | <b>280,461.3</b>  | <b>263,442.1</b> | <b>268,325.2</b> | <b>276,831.3</b> | <b>303,752.1</b> | <b>322,376.5</b> | <b>333,812.2</b> |
| 41 |                                                            |                   |                  |                   |                  |                  |                  |                  |                  |                  |
| 42 | <b>Beginning Fund Balance</b>                              | <b>55,455.5</b>   | <b>47,950.8</b>  | <b>69,152.5</b>   | <b>59,998.4</b>  | <b>83,612.0</b>  | <b>58,249.1</b>  | <b>34,490.5</b>  | <b>27,490.5</b>  | <b>27,990.5</b>  |
| 43 | FB Adjustment                                              |                   |                  |                   |                  |                  |                  |                  |                  |                  |
| 44 | <b>Ending Fund Balance</b>                                 | <b>69,152.5</b>   | <b>22,468.6</b>  | <b>83,612.0</b>   | <b>26,468.7</b>  | <b>58,249.1</b>  | <b>34,490.5</b>  | <b>27,490.5</b>  | <b>27,990.5</b>  | <b>28,490.5</b>  |
| 45 |                                                            |                   |                  |                   |                  |                  |                  |                  |                  |                  |
| 47 | Committed Fund Balance for Health Care                     | 4,159.9           | 4,159.9          | 4,159.9           | 4,159.9          | 4,159.9          | 4,159.9          | 4,159.9          | 4,159.9          | 4,159.9          |
| 48 | Assigned Fund Balance for Future millage                   | 38,183.9          | -                | 52,121.5          | -                | 31,758.6         | 7,500.0          | -                | -                | -                |
| 49 | Assigned Fund Balance for Alternative Education            | 2,000.0           | 1,000.0          | 2,000.0           | 2,000.0          | 2,000.0          | 2,000.0          | 2,000.0          | 2,000.0          | 2,000.0          |
| 50 | Assigned Fund Balance for Property Assessment Fluctuations | 1,000.0           | -                | 1,000.0           | 1,000.0          | 1,000.0          | 1,000.0          | 1,000.0          | 1,000.0          | 1,000.0          |
| 51 | Assigned Fund Balance for Technology/Distance Learning     | 500.0             | -                | 500.0             | -                | -                | -                | -                | -                | -                |
| 52 | Assigned Fund Balance for Enrollment Growth                | 4,500.0           | -                | -                 | -                | -                | -                | -                | -                | -                |
| 53 | Assigned Fund Balance for Elementary Construction          | -                 | -                | 5,000.0           | -                | -                | -                | -                | -                | -                |
| 54 | Assigned Fund Balance for Athletic Fund                    | 128.9             | 128.9            | 150.8             | 128.9            | 150.8            | 150.8            | 150.8            | 150.8            | 150.8            |
| 55 | <b>Beginning Unassigned Fund Balance</b>                   | <b>17,179.8</b>   | <b>17,179.8</b>  | <b>18,679.8</b>   | <b>17,179.8</b>  | <b>18,679.8</b>  | <b>19,179.8</b>  | <b>19,679.8</b>  | <b>20,179.8</b>  | <b>20,679.8</b>  |
| 56 | <b>Ending Unassigned Fund Balance</b>                      | <b>18,679.8</b>   | <b>17,179.8</b>  | <b>18,679.8</b>   | <b>19,179.9</b>  | <b>19,179.8</b>  | <b>19,679.8</b>  | <b>20,179.8</b>  | <b>20,679.8</b>  | <b>21,179.8</b>  |
| 57 |                                                            |                   |                  |                   |                  |                  |                  |                  |                  |                  |
| 58 | <b>Assumed use of FB</b>                                   | <b>(13,697.0)</b> | <b>25,482.1</b>  | <b>(14,459.5)</b> | <b>33,529.8</b>  | <b>25,362.9</b>  | <b>23,758.6</b>  | <b>7,000.0</b>   | <b>(500.0)</b>   | <b>(500.0)</b>   |

West Chester Area School District  
Forecast Millage Calculation

|    | A                                          | B | C | D | E              | F              | G | H              | I              | J              |
|----|--------------------------------------------|---|---|---|----------------|----------------|---|----------------|----------------|----------------|
| 1  |                                            |   |   |   |                |                |   |                |                |                |
| 2  |                                            |   |   |   | 2022-23        | 2023-24        |   | 2024-25        | 2025-26        | 2026-27        |
| 3  |                                            |   |   |   | Budget         | Budget         |   | Forecast       | Forecast       | Forecast       |
| 4  | Market Values                              |   |   |   |                |                |   |                |                |                |
| 5  | Chester County                             |   |   |   | 14,129,979     | 14,229,894     |   | 14,229,894     | 14,229,894     | 14,229,894     |
| 6  | Delaware County                            |   |   |   | 895,234        | 895,234        |   | 895,234        | 895,234        | 895,234        |
| 7  |                                            |   |   |   | 15,025,213     | 15,125,128     |   | 15,125,128     | 15,125,128     | 15,125,128     |
| 8  |                                            |   |   |   |                |                |   |                |                |                |
| 9  |                                            |   |   |   |                |                |   |                |                |                |
| 10 | Net amount to be raised from R/E taxes     |   |   |   | 183,559        | 192,344        |   | 217,963        | 235,090        | 245,493        |
| 11 | Gross tax to be levied                     |   |   |   | 190,217        | 199,321        |   | 225,868        | 243,617        | 254,397        |
| 12 |                                            |   |   |   |                |                |   |                |                |                |
| 13 | Equilization Between Counties              |   |   |   |                |                |   |                |                |                |
| 14 | Chester County %                           |   |   |   | 94.04%         | 94.08%         |   | 94.08%         | 94.08%         | 94.08%         |
| 15 | Delaware County %                          |   |   |   | 5.96%          | 5.92%          |   | 5.92%          | 5.92%          | 5.92%          |
| 16 |                                            |   |   |   |                |                |   |                |                |                |
| 17 | Chester Cnty Levy                          |   |   |   | 178,883        | 187,523        |   | 212,500        | 229,198        | 239,340        |
| 18 | Delaware Cnty Levy                         |   |   |   | 11,334         | 11,797         |   | 13,369         | 14,419         | 15,057         |
| 19 |                                            |   |   |   | 190,217        | 199,321        |   | 225,868        | 243,617        | 254,397        |
| 20 |                                            |   |   |   |                |                |   |                |                |                |
| 21 | Millage Calculation                        |   |   |   |                |                |   |                |                |                |
| 22 | Chester Cnty tax levy                      |   |   |   | 178,883        | 187,523        |   | 212,500        | 229,198        | 239,340        |
| 23 | Chester Cnty assessed value                |   |   |   | 7,972,871      | 8,038,479      |   | 8,058,479      | 8,078,479      | 8,098,479      |
| 24 |                                            |   |   |   |                |                |   |                |                |                |
| 25 | <b>Chester County Millage</b>              |   |   |   | <b>22.4364</b> | <b>23.3281</b> |   | <b>26.3696</b> | <b>28.3713</b> | <b>29.5536</b> |
| 26 | <b>Previous Year Millage</b>               |   |   |   | <b>22.0604</b> | <b>22.4364</b> |   | <b>23.3281</b> | <b>26.3696</b> | <b>28.3713</b> |
| 27 |                                            |   |   |   |                |                |   |                |                |                |
| 28 | <b>Chester Cnty Mill Increase</b>          |   |   |   | <b>0.38</b>    | <b>0.89</b>    |   | <b>3.04</b>    | <b>2.00</b>    | <b>1.18</b>    |
| 29 | <b>% increase</b>                          |   |   |   | <b>1.7%</b>    | <b>4.0%</b>    |   | <b>13.0%</b>   | <b>7.6%</b>    | <b>4.2%</b>    |
| 30 | Delaware Cnty Tax levy                     |   |   |   | 11,334         | 11,797         |   | 13,369         | 14,419         | 15,057         |
| 31 | Delaware Cnty Assessed Value               |   |   |   | 1,140,844      | 1,141,219      |   | 1,141,594      | 1,141,969      | 1,142,344      |
| 32 |                                            |   |   |   |                |                |   |                |                |                |
| 33 | <b>Delaware County Millage</b>             |   |   |   | <b>9.9343</b>  | <b>10.3376</b> |   | <b>11.7106</b> | <b>12.6267</b> | <b>13.1811</b> |
| 34 | <b>Previous Yr Millage *</b>               |   |   |   | <b>9.5164</b>  | <b>9.9343</b>  |   | <b>10.3376</b> | <b>11.7106</b> | <b>12.6267</b> |
| 35 |                                            |   |   |   |                |                |   |                |                |                |
| 36 | <b>Delaware Cnty Mill Increase</b>         |   |   |   | <b>0.42</b>    | <b>0.40</b>    |   | <b>1.37</b>    | <b>0.92</b>    | <b>0.55</b>    |
| 37 | <b>% increase</b>                          |   |   |   | <b>4.4%</b>    | <b>4.1%</b>    |   | <b>13.3%</b>   | <b>7.8%</b>    | <b>4.4%</b>    |
| 38 |                                            |   |   |   |                |                |   |                |                |                |
| 39 | <b>Multi County Millage re-balancing</b>   |   |   |   |                |                |   |                |                |                |
| 40 | Chester Cty Levy Rebalanced                |   |   |   | 178,957        |                |   |                |                |                |
| 41 | Delaware Cty Levy Rebalanced               |   |   |   | 11,259         |                |   |                |                |                |
| 42 |                                            |   |   |   | 190,216        |                |   |                |                |                |
| 43 |                                            |   |   |   |                |                |   |                |                |                |
| 44 | <b>Chester County Millage</b>              |   |   |   | <b>22.4364</b> | <b>23.3281</b> |   |                |                |                |
| 45 | <b>Chester County Millage Re-balanced</b>  |   |   |   | <b>22.4457</b> |                |   |                |                |                |
| 46 | <b>Chester Cnty Mill Increase</b>          |   |   |   |                | <b>0.89</b>    |   |                |                |                |
| 47 | <b>% increase</b>                          |   |   |   |                | <b>3.93%</b>   |   |                |                |                |
| 48 | <b>Act 1 Millage</b>                       |   |   |   |                | <b>23.3281</b> |   |                |                |                |
| 49 | <b>Millage from exceptions</b>             |   |   |   |                | -              |   |                |                |                |
| 50 |                                            |   |   |   |                |                |   |                |                |                |
| 51 |                                            |   |   |   |                |                |   |                |                |                |
| 52 | <b>Delaware County Millage</b>             |   |   |   | <b>9.9343</b>  | <b>10.3376</b> |   |                |                |                |
| 53 | <b>Delaware County Millage Re-balanced</b> |   |   |   | <b>9.8686</b>  |                |   |                |                |                |
| 54 | <b>Delaware Cnty Mill Increase</b>         |   |   |   |                | <b>0.47</b>    |   |                |                |                |
| 55 | <b>% increase</b>                          |   |   |   |                | <b>4.75%</b>   |   |                |                |                |
| 56 | <b>Act 1 Millage</b>                       |   |   |   |                | <b>10.3376</b> |   |                |                |                |
| 57 | <b>Millage from exceptions</b>             |   |   |   |                | -              |   |                |                |                |

# West Chester Area School District Analysis and Forecast of Taxable Real Estate

|                 | CHESTER COUNTY |               |                | DELAWARE COUNTY |               |                |
|-----------------|----------------|---------------|----------------|-----------------|---------------|----------------|
|                 | MILL VAL       | +/-<br>AMOUNT | +/-<br>PERCENT | MILL VAL        | +/-<br>AMOUNT | +/-<br>PERCENT |
| 2012-13         | \$7,631,886    | \$8,190       | 0.1%           | \$637,926       | \$1,061       | 0.2%           |
| 2013-14         | \$7,633,607    | \$1,721       | 0.0%           | \$637,639       | (\$287)       | 0.0%           |
| 2014-15         | \$7,646,298    | \$12,691      | 0.2%           | \$642,425       | \$4,786       | 0.7%           |
| 2015-16         | \$7,698,441    | \$52,143      | 0.7%           | \$647,335       | \$4,910       | 0.8%           |
| 2016-17         | \$7,728,556    | \$30,115      | 0.4%           | \$647,399       | \$64          | 0.0%           |
| 2017-18         | \$7,823,487    | \$94,931      | 1.2%           | \$647,287       | (\$112)       | 0.0%           |
| 2018-19         | \$7,842,035    | \$18,548      | 0.2%           | \$648,116       | \$829         | 0.1%           |
| 2019-20         | \$7,921,563    | \$79,528      | 1.0%           | \$648,096       | (\$20)        | 0.0%           |
| 2020-21         | \$7,962,871    | \$41,309      | 0.5%           | \$652,566       | \$4,470       | 0.7%           |
| 2021-22         | \$8,008,479    | \$45,607      | 0.6%           | \$1,140,469     | \$487,902     | 42.8%          |
| 10 YEAR AVERAGE |                | \$38,478      | 0.5%           |                 | \$50,360      | 4.5%           |
| 5 YEAR AVERAGE  |                | \$55,985      | 0.7%           |                 | \$98,614      | 6.7%           |
| 3 YEAR AVERAGE  |                | \$55,481      | 0.7%           |                 | \$164,118     | 14.5%          |

| CHESTER COUNTY     |                  |               |                | DELAWARE COUNTY    |                  |               |                |
|--------------------|------------------|---------------|----------------|--------------------|------------------|---------------|----------------|
|                    | MILL VAL         | +/-<br>AMOUNT | +/-<br>PERCENT |                    | MILL VAL         | +/-<br>AMOUNT | +/-<br>PERCENT |
| <b>COMMERCIAL</b>  |                  |               |                | <b>COMMERCIAL</b>  |                  |               |                |
| 2017-18            | 1,539,233        | 11,213        | 0.73%          | 2017-18            | 8,009            | (525)         | -6.55%         |
| 2018-19            | 1,531,640        | (7,593)       | -0.50%         | 2018-19            | 8,009            | -             | 0.00%          |
| 2019-20            | 1,565,346        | 33,706        | 2.15%          | 2019-20            | 8,009            | -             | 0.00%          |
| 2020-21            | 1,551,277        | (14,070)      | -0.91%         | 2020-21            | 9,158            | 1,149         | 12.55%         |
| 2021-22            | 1,512,672        | (38,605)      | -2.55%         | 2021-22            | 26,710           | 17,553        | 65.71%         |
| 2022-23            | 1,512,672        | -             | 0.00%          | 2022-23            | 26,710           | -             | 0.00%          |
| 2023-24            | 1,512,672        | -             | 0.00%          | 2023-24            | 26,710           | -             | 0.00%          |
| 2024-25            | 1,512,672        | -             | 0.00%          | 2024-25            | 26,710           | -             | 0.00%          |
| 2025-26            | 1,512,672        | -             | 0.00%          | 2025-26            | 26,710           | -             | 0.00%          |
| 2026-27            | 1,512,672        | -             | 0.00%          | 2026-27            | 26,710           | -             | 0.00%          |
|                    | Average increase |               | -0.11%         |                    | Average increase |               | 7.17%          |
| <b>RESIDENTIAL</b> |                  |               |                | <b>RESIDENTIAL</b> |                  |               |                |
| 2017-18            | 6,236,907        | 81,378        | 1.30%          | 2017-18            | 639,278          | 413           | 0.06%          |
| 2018-19            | 6,263,481        | 26,574        | 0.42%          | 2018-19            | 640,107          | 829           | 0.13%          |
| 2019-20            | 6,308,846        | 45,366        | 0.72%          | 2019-20            | 640,087          | (20)          | 0.00%          |
| 2020-21            | 6,355,791        | 46,945        | 0.74%          | 2020-21            | 643,409          | 3,321         | 0.52%          |
| 2021-22            | 6,442,329        | 86,538        | 1.34%          | 2021-22            | 1,113,759        | 470,350       | 42.23%         |
| 2022-23            | 6,452,329        | 10,000        | 0.15%          | 2022-23            | 1,114,134        | 375           | 0.03%          |
| 2023-24            | 6,472,329        | 20,000        | 0.31%          | 2023-24            | 1,114,509        | 375           | 0.03%          |
| 2024-25            | 6,492,329        | 20,000        | 0.31%          | 2024-25            | 1,114,884        | 375           | 0.03%          |
| 2025-26            | 6,512,329        | 20,000        | 0.31%          | 2025-26            | 1,115,259        | 375           | 0.03%          |
| 2026-27            | 6,532,329        | 20,000        | 0.31%          | 2026-27            | 1,115,634        | 375           | 0.03%          |
|                    | Average increase |               | 0.59%          |                    | Average increase |               | 4.31%          |
| <b>OTHER</b>       |                  |               |                | <b>OTHER</b>       |                  |               |                |
| 2017-18            | 47,347           | 2,341         | 4.94%          | 2017-18            | -                | -             | 0.00%          |
| 2018-19            | 46,915           | (432)         | -0.92%         | 2018-19            | -                | -             | 0.00%          |
| 2019-20            | 47,371           | 456           | 0.96%          | 2019-20            | -                | -             | 0.00%          |
| 2020-21            | 55,804           | 8,433         | 15.11%         | 2020-21            | -                | -             | 0.00%          |
| 2021-22            | 53,478           | (2,326)       | -4.35%         | 2021-22            | -                | -             | 0.00%          |
| 2022-23            | 53,478           | -             | 0.00%          | 2022-23            | -                | -             | 0.00%          |
| 2023-24            | 53,478           | -             | 0.00%          | 2023-24            | -                | -             | 0.00%          |
| 2024-25            | 53,478           | -             | 0.00%          | 2024-25            | -                | -             | 0.00%          |
| 2025-26            | 53,478           | -             | 0.00%          | 2025-26            | -                | -             | 0.00%          |
| 2026-27            | 53,478           | -             | 0.00%          | 2026-27            | -                | -             | 0.00%          |
|                    | Average increase |               | 1.57%          |                    | Average increase |               | 0.00%          |
| <b>TOTAL</b>       |                  |               |                | <b>TOTAL</b>       |                  |               |                |
| 2017-18            | 7,823,487        | 94,931        | 1.21%          | 2017-18            | 647,287          | (112)         | -0.02%         |
| 2018-19            | 7,842,035        | 18,548        | 0.24%          | 2018-19            | 648,116          | 829           | 0.13%          |
| 2019-20            | 7,921,563        | 79,528        | 1.00%          | 2019-20            | 648,096          | (20)          | 0.00%          |
| 2020-21            | 7,962,871        | 41,309        | 0.52%          | 2020-21            | 652,566          | 4,470         | 0.69%          |
| 2021-22            | 8,008,479        | 45,607        | 0.57%          | 2021-22            | 1,140,469        | 487,902       | 42.78%         |
| 2022-23            | 8,018,479        | 10,000        | 0.12%          | 2022-23            | 1,140,844        | 375           | 0.03%          |
| 2023-24            | 8,038,479        | 20,000        | 0.25%          | 2023-24            | 1,141,219        | 375           | 0.03%          |
| 2024-25            | 8,058,479        | 20,000        | 0.25%          | 2024-25            | 1,141,594        | 375           | 0.03%          |
| 2025-26            | 8,078,479        | 20,000        | 0.25%          | 2025-26            | 1,141,969        | 375           | 0.03%          |
| 2026-27            | 8,098,479        | 20,000        | 0.25%          | 2026-27            | 1,142,344        | 375           | 0.03%          |
|                    | Average increase |               | 0.47%          |                    | Average increase |               | 4.37%          |

\*Countywide reassessment in Delaware County effective for the 2021-22 Tax Year



West Chester Area School District  
Budget Forecast Model  
2021-22 Projection Changes  
October 2022

| <u>Expenses</u>         |                |
|-------------------------|----------------|
| Audit Adjustments:      |                |
| Salaries                | \$ (3,063)     |
| Benefits                | \$ 1,057       |
| Prof & Tech Svcs        | \$ 256,895     |
| Prof & Tech Svcs        | \$ 2,550,000   |
| Purchased Property Svcs | \$ (5,210)     |
| Other Services          | \$ 46,749      |
| Supplies                | \$ 26,539      |
| Other Objects           | \$ 4,940       |
| Transfer to Other Funds | \$ (2,550,000) |
| Total Expenses          | \$ 327,907     |

| <u>Revenues</u>    |            |
|--------------------|------------|
| Audit Adjustments: |            |
| Local Revenue      | \$ 19,125  |
| Federal Revenue    | \$ 351,302 |
| Total Revenues     | \$ 370,427 |

| <u>Fund Balance Analysis</u>                                      |           |
|-------------------------------------------------------------------|-----------|
| Increase in Fund Balance Designation for Future Millage Increases | \$ 42,520 |
| Increase (Decrease) in Ending Fund Balance 6/30/22                | \$ 42,520 |

West Chester Area School District  
 Budget Forecast Model  
 2022-23 Projection Changes  
 October 2022

| <u>Expenses</u>                                      |                     |
|------------------------------------------------------|---------------------|
| Salaries:                                            |                     |
| <u>New Hires:</u>                                    |                     |
| Admin                                                | \$ 85,716           |
| Non Barg                                             | 285,607             |
| Support                                              | 52,831              |
| Admin - attritional savings                          | (228,154)           |
| Professional Services - Contracted Security Services | (120,000)           |
| Net Salary Increase - New Hires                      | <u>76,000</u>       |
| <u>Salaries Savings/Attrition (non -teacher):</u>    |                     |
| Custodial                                            | (105,000)           |
| Prof & Tech Services:                                |                     |
| Contracted Special Ed Aides                          | (200,000)           |
| Supplies- PPA Adj                                    | (635)               |
| Total Expenses                                       | <u>\$ (229,635)</u> |

| <u>Revenues</u>     |                     |
|---------------------|---------------------|
| Local Revenue:      |                     |
| Earned Income Tax   | \$ 250,000          |
| Transfer Tax        | 250,000             |
| Investment Income   | 587,137             |
| Federal Revenue- MA | 76,000              |
| Total Revenues      | <u>\$ 1,163,137</u> |

| <u>Fund Balance Analysis</u>                                                |                     |
|-----------------------------------------------------------------------------|---------------------|
| Increase in Beginning Fund Balance Designation for Future Millage Increases | \$ 42,520           |
| Increase in Fund Balance Designation for Future Millage Increases           | 1,392,772           |
| Increase (Decrease) in Ending Fund Balance 6/30/23                          | <u>\$ 1,435,292</u> |

West Chester Area School District  
 Budget Forecast Model  
 2022-23 Projection Changes  
 September 2022

| <u>Expenses</u>                  |                |
|----------------------------------|----------------|
| Change in Average Teacher Salary |                |
| Budgeted teacher salary          | \$ 77,795      |
| Actual teacher salary            | \$ 77,130      |
| Decreased avg. teacher salary    | \$ (665)       |
| Number of teachers               | 1,037.02       |
| Increase in teacher attrition    | \$ (689,618)   |
| Benefits- SS & PSERS             | \$ (295,915)   |
| Debt Service                     | \$ (100,000)   |
| Total Expenses                   | \$ (1,085,533) |

| <u>Revenues</u>                                     |              |
|-----------------------------------------------------|--------------|
| Earned Income Tax                                   | \$ 250,000   |
| Investment Income                                   | \$ 250,000   |
| State Revenue- SS & PSERS on Average Teacher Salary | \$ (147,958) |
| Total Revenues                                      | \$ 352,042   |

| <u>Fund Balance Analysis</u>                                      |              |
|-------------------------------------------------------------------|--------------|
| Increase in Fund Balance Designation for Future Millage Increases | \$ 1,437,575 |
| Increase (Decrease) in Ending Fund Balance 6/30/23                | \$ 1,437,575 |

West Chester Area School District  
 Budget Forecast Model  
 2023-24 Projection Changes  
 September 2022

| <u>Expenses</u> |      |
|-----------------|------|
| Total Expenses  | \$ - |

| <u>Revenues</u>   |            |
|-------------------|------------|
| Investment Income | \$ 250,000 |
| Total Revenues    | \$ 250,000 |

| <u>Budget Gap</u>    |              |
|----------------------|--------------|
| Change in Budget Gap | \$ (250,000) |

| <u>Fund Balance Analysis</u>                                                |                |
|-----------------------------------------------------------------------------|----------------|
| Increase in Beginning Fund Balance Designation for Future Millage Increases | \$ 1,437,575   |
| 2023-24 Use of Designation of Future Millage Increases                      | \$ (1,437,575) |
| Increase (Decrease) in Ending Fund Balance 6/30/24                          | \$ -           |

West Chester Area School District  
 Budget Forecast Model  
 2021-22 Projection Changes  
 August 2022

| <u>Expenses</u>             |                        |
|-----------------------------|------------------------|
| Salaries                    | \$ (492,450)           |
| Benefits                    | \$ (5,798,847)         |
| Prof. & Tech Services       | \$ (2,821,598)         |
| Purchased Property Services | \$ (675,372)           |
| Other Services              | \$ (4,589,083)         |
| Supplies                    | \$ 155,960             |
| Other Objects               | \$ 160,316             |
| Dues & Fees- Athletics      | \$ 18,667              |
| Property                    | \$ 82,726              |
| Debt Service                | \$ (60,011)            |
| Transfer to Other Funds     | \$ 2,583,834           |
| <b>Total Expenses</b>       | <b>\$ (11,435,858)</b> |

| <u>Revenues</u>       |                      |
|-----------------------|----------------------|
| Local Revenue         |                      |
| Interim Revenue       | \$ 2,858,260         |
| Earned Income         | \$ 2,691,830         |
| Transfer              | \$ 1,885,840         |
| Sale of Asset         | \$ 2,750,000         |
| Other Local           | \$ 791,923           |
| State Revenue         | \$ (282,000)         |
| Federal Revenue       | \$ 1,439,310         |
| <b>Total Revenues</b> | <b>\$ 12,135,163</b> |

| <u>Fund Balance Analysis</u>                                      |                      |
|-------------------------------------------------------------------|----------------------|
| Increase in Fund Balance Designation for Future Millage Increases | \$ 23,549,168        |
| Increase in Fund Balance Designation for Athletic Fund            | \$ 21,853            |
| <b>Increase (Decrease) in Ending Fund Balance 6/30/22</b>         | <b>\$ 23,571,021</b> |

West Chester Area School District  
 Budget Forecast Model  
 2022-23 Projection Changes  
 August 2022

| <u>Expenses</u>        |                       |
|------------------------|-----------------------|
| Charter School Tuition | \$ (1,968,630)        |
| <b>Total Expenses</b>  | <b>\$ (1,968,630)</b> |

| <u>Revenues</u>        |                     |
|------------------------|---------------------|
| EIT                    | \$ 1,317,633        |
| Transfer Tax           | \$ 613,740          |
| Basic Ed Funding       | \$ 1,361,573        |
| Special Ed Funding     | \$ 131,605          |
| Transportation Subsidy | \$ (137,583)        |
| Rent Subsidy           | \$ 80,931           |
| <b>Total Revenues</b>  | <b>\$ 3,367,899</b> |

| <u>Fund Balance Analysis</u>                                                |                      |
|-----------------------------------------------------------------------------|----------------------|
| Increase in Beginning Fund Balance Designation for Future Millage Increases | \$ 23,549,168        |
| Increase in Beginning Fund Balance Designation for Athletic Fund            | \$ 21,853            |
| Increase in Fund Balance Designation for Future Millage Increases           | \$ 5,336,529         |
| <b>Increase (Decrease) in Ending Fund Balance 6/30/23</b>                   | <b>\$ 28,907,550</b> |

## West Chester Area School District Budget Forecast Model Key Expense Assumptions

|    | A                                                                             | B | C              | D              | E                             | F              | G              |
|----|-------------------------------------------------------------------------------|---|----------------|----------------|-------------------------------|----------------|----------------|
| 5  | <b>Staff Changes / Student Enrollment</b>                                     |   |                |                |                               |                |                |
| 6  |                                                                               |   |                |                | <b>Enrollment Assumptions</b> |                |                |
| 7  |                                                                               |   | <b>2022-23</b> | <b>2023-24</b> | <b>2024-25</b>                | <b>2025-26</b> | <b>2026-27</b> |
| 8  | KG                                                                            |   | 877            | 851            | 813                           | 813            | 813            |
| 9  | 1st to 5th Grade                                                              |   | 4,600          | 4,663          | 4,673                         | 4,635          | 4,595          |
| 10 | Grades 6-8                                                                    |   | 2,803          | 2,779          | 2,872                         | 2,919          | 2,954          |
| 11 | Grades 9-12                                                                   |   | 3,881          | 3,936          | 3,902                         | 3,911          | 3,907          |
| 12 | <b>Total</b>                                                                  |   | <b>12,161</b>  | <b>12,229</b>  | <b>12,260</b>                 | <b>12,278</b>  | <b>12,269</b>  |
| 13 | Elementary Student-Teacher Ratio                                              |   | 24.43          | 24.43          | 24.43                         | 24.43          | 24.43          |
| 14 | Secondary Student-Teacher Ratio                                               |   | 17.5           | 17.5           | 17.5                          | 17.5           | 17.5           |
| 15 | <b>Staff Change / Student Enrollment</b>                                      |   | <b>0.00</b>    | <b>0.00</b>    | <b>0.00</b>                   | <b>0.00</b>    | <b>0.00</b>    |
| 26 |                                                                               |   |                |                |                               |                |                |
| 27 |                                                                               |   |                |                |                               |                |                |
| 28 | <b>Salary Increases (based on Act 1 Index)</b>                                |   |                |                |                               |                |                |
| 29 |                                                                               |   |                |                | <b>% Increase Assumptions</b> |                |                |
| 30 |                                                                               |   | <b>2023-24</b> | <b>2024-25</b> | <b>2025-26</b>                | <b>2026-27</b> |                |
| 31 | Administration                                                                |   | 3.00%          | 3.00%          | 3.00%                         | 3.00%          | 3.00%          |
| 32 | Teachers                                                                      |   | 3.35%          | 3.36%          | 3.39%                         | 3.35%          | 3.35%          |
| 33 | Non-Bargaining                                                                |   | 3.00%          | 3.00%          | 3.00%                         | 3.00%          | 3.00%          |
| 34 | Support Staff                                                                 |   | 2.97%          | 3.00%          | 3.00%                         | 3.00%          | 3.00%          |
| 35 | Crafts/Trades                                                                 |   | 3.90%          | 3.00%          | 3.00%                         | 3.00%          | 3.00%          |
| 36 | Miscellaneous                                                                 |   | <b>2023-24</b> | <b>2024-25</b> | <b>2025-26</b>                | <b>2026-27</b> |                |
| 37 | Teacher Attrition (vacancies)                                                 |   | 750,000        | 750,000        | 750,000                       | 750,000        |                |
| 38 | Teacher Attrition (turnover)                                                  |   | 500,000        | 500,000        | 500,000                       | 500,000        |                |
| 39 |                                                                               |   |                |                |                               |                |                |
| 40 |                                                                               |   |                |                |                               |                |                |
| 41 | <b>Benefits - 200</b>                                                         |   |                |                |                               |                |                |
| 42 |                                                                               |   |                |                | <b>% Increase Assumptions</b> |                |                |
| 43 |                                                                               |   | <b>2023-24</b> | <b>2024-25</b> | <b>2025-26</b>                | <b>2026-27</b> |                |
| 44 | Medical                                                                       |   | 7.57%          | 7.57%          | 7.57%                         | 7.57%          |                |
| 45 | Dental                                                                        |   | 4.30%          | 4.30%          | 4.30%                         | 4.30%          |                |
| 46 | Vision                                                                        |   | 2.30%          | 2.30%          | 2.30%                         | 2.30%          |                |
| 47 | Prescription                                                                  |   | 10.00%         | 10.00%         | 10.00%                        | 10.00%         |                |
| 48 | Social Security                                                               |   | 7.65%          | 7.65%          | 7.65%                         | 7.65%          |                |
| 49 | <b>PSERS</b>                                                                  |   | <b>35.69%</b>  | <b>36.02%</b>  | <b>36.48%</b>                 | <b>36.78%</b>  |                |
| 50 | Tuition- Teachers                                                             |   | \$500,000      | \$500,000      | \$500,000                     | \$500,000      |                |
| 51 | Tuition- Non Teachers                                                         |   | \$100,000      | \$100,000      | \$100,000                     | \$100,000      |                |
| 52 | Life & Disability                                                             |   | 0.00%          | 0.00%          | 0.00%                         | 0.00%          |                |
| 53 | W/C, Unemp & Other                                                            |   | 1.50%          | 1.50%          | 1.50%                         | 1.50%          |                |
| 54 | Monthly Board Premium Costs                                                   |   |                |                |                               |                |                |
| 55 | Medical                                                                       |   | \$1,351.77     | \$1,454.10     | \$1,564.17                    | \$1,682.58     |                |
| 56 | Dental                                                                        |   | \$99.99        | \$104.29       | \$108.78                      | \$113.45       |                |
| 57 | Vision                                                                        |   | \$15.18        | \$15.53        | \$15.89                       | \$16.25        |                |
| 58 | Prescription                                                                  |   | \$409.86       | \$450.85       | \$495.93                      | \$545.52       |                |
| 59 | Life/AD&D (cost per \$1,000)                                                  |   | \$0.12         | \$0.12         | \$0.12                        | \$0.12         |                |
| 60 |                                                                               |   |                |                |                               |                |                |
| 61 | Assumes increases in salary related benefits proportional to salary increases |   |                |                |                               |                |                |

**West Chester Area School District  
Budget Forecast Model  
Key Expense Assumptions**

|     | A                                                                                                                                                  | B                                   | C                | D                             | E                | F                | G              |
|-----|----------------------------------------------------------------------------------------------------------------------------------------------------|-------------------------------------|------------------|-------------------------------|------------------|------------------|----------------|
| 62  |                                                                                                                                                    |                                     |                  |                               |                  |                  |                |
| 63  |                                                                                                                                                    |                                     |                  |                               |                  |                  |                |
| 64  |                                                                                                                                                    |                                     |                  |                               |                  |                  |                |
| 65  | <b><u>Professional and Technical Services - 300</u></b>                                                                                            |                                     |                  | <b>% Increase Assumptions</b> |                  |                  |                |
| 66  |                                                                                                                                                    |                                     |                  | <b>2023-24</b>                | <b>2024-25</b>   | <b>2025-26</b>   | <b>2026-27</b> |
| 67  |                                                                                                                                                    | Special Education Services          |                  | 3.00%                         | 3.00%            | 3.00%            | 3.00%          |
| 68  |                                                                                                                                                    | Other categories                    |                  | 3.00%                         | 3.00%            | 3.00%            | 3.00%          |
| 69  |                                                                                                                                                    |                                     |                  |                               |                  |                  |                |
| 70  |                                                                                                                                                    |                                     |                  |                               |                  |                  |                |
| 71  | <b><u>Purchased Property Services - 400</u></b>                                                                                                    |                                     |                  | <b>% Increase Assumptions</b> |                  |                  |                |
| 72  |                                                                                                                                                    |                                     |                  | <b>2023-24</b>                | <b>2024-25</b>   | <b>2025-26</b>   | <b>2026-27</b> |
| 73  |                                                                                                                                                    | Electricity                         |                  | 3.00%                         | 3.00%            | 3.00%            | 3.00%          |
| 74  |                                                                                                                                                    | Trash Collection                    |                  | 3.00%                         | 3.00%            | 3.00%            | 3.00%          |
| 75  |                                                                                                                                                    | Other categories                    |                  | 3.00%                         | 3.00%            | 3.00%            | 3.00%          |
| 76  |                                                                                                                                                    |                                     |                  |                               |                  |                  |                |
| 77  | <b><u>Other Purchased Services - 500</u></b>                                                                                                       |                                     |                  | <b>% Increase Assumptions</b> |                  |                  |                |
| 78  |                                                                                                                                                    |                                     |                  | <b>2023-24</b>                | <b>2024-25</b>   | <b>2025-26</b>   | <b>2026-27</b> |
| 79  |                                                                                                                                                    | Special Ed Tuitions                 |                  | 4.00%                         | 4.00%            | 4.00%            | 4.00%          |
| 80  |                                                                                                                                                    | Insurances                          |                  | 5.00%                         | 5.00%            | 5.00%            | 5.00%          |
| 81  |                                                                                                                                                    | Bussing                             |                  | 3.00%                         | 3.00%            | 3.00%            | 3.00%          |
| 82  |                                                                                                                                                    | Telephone and Postage               |                  | 3.00%                         | 3.00%            | 3.00%            | 3.00%          |
| 83  |                                                                                                                                                    | Other Categories                    |                  | 3.00%                         | 3.00%            | 3.00%            | 3.00%          |
| 84  |                                                                                                                                                    | Charter School Enrollment:          |                  |                               |                  |                  |                |
| 85  |                                                                                                                                                    | Regular Ed                          | 367              | 378                           | 389              | 401              |                |
| 86  |                                                                                                                                                    | Special Ed                          | 101              | 106                           | 111              | 116              |                |
| 87  |                                                                                                                                                    | Charter School Tuition Rate:        |                  |                               |                  |                  |                |
| 88  |                                                                                                                                                    | Regular Ed                          | \$14,439         | \$14,872                      | \$15,318         | \$15,777         |                |
| 89  |                                                                                                                                                    | Special Ed                          | \$36,674         | \$38,508                      | \$40,433         | \$42,455         |                |
| 90  |                                                                                                                                                    | CAT Enrollment:                     |                  |                               |                  |                  |                |
| 91  |                                                                                                                                                    | Full Time                           | 132              | 139                           | 146              | 153              |                |
| 92  |                                                                                                                                                    | Academic                            | 23               | 24                            | 25               | 26               |                |
| 93  |                                                                                                                                                    | CAT Tuition Rate:                   |                  |                               |                  |                  |                |
| 94  |                                                                                                                                                    | Full Time                           | \$21,549         | 22,303                        | \$23,083         | \$23,891         |                |
| 95  |                                                                                                                                                    | Academic                            | \$10,704         | 11,078                        | \$11,466         | \$11,867         |                |
| 96  |                                                                                                                                                    |                                     |                  |                               |                  |                  |                |
| 97  | <b><u>Supplies - 600</u></b>                                                                                                                       |                                     |                  | <b>% Increase Assumptions</b> |                  |                  |                |
| 98  |                                                                                                                                                    |                                     |                  | <b>2023-24</b>                | <b>2024-25</b>   | <b>2025-26</b>   | <b>2026-27</b> |
| 99  |                                                                                                                                                    | Educational/Admin Supplies&Software |                  | 4.00%                         | 4.00%            | 4.00%            | 4.00%          |
| 100 |                                                                                                                                                    | Gas and Oil                         |                  | 3.00%                         | 3.00%            | 3.00%            | 3.00%          |
| 101 |                                                                                                                                                    | Admin and Other Categories          |                  | 4.00%                         | 4.00%            | 4.00%            | 4.00%          |
| 102 |                                                                                                                                                    | <b>Curriculum Proposal Amount</b>   | <b>2,113,171</b> | <b>2,176,566</b>              | <b>2,241,863</b> | <b>2,309,119</b> |                |
| 103 |                                                                                                                                                    |                                     |                  |                               |                  |                  |                |
| 104 | <b><u>Property - 700</u></b>                                                                                                                       |                                     |                  | <b>% Increase Assumptions</b> |                  |                  |                |
| 105 |                                                                                                                                                    |                                     |                  | <b>2023-24</b>                | <b>2024-25</b>   | <b>2025-26</b>   | <b>2026-27</b> |
| 106 |                                                                                                                                                    | Equipment Purchases                 |                  | 3.00%                         | 3.00%            | 3.00%            | 3.00%          |
| 107 |                                                                                                                                                    | Technology Equipment *              |                  | 3.00%                         | 3.00%            | 3.00%            | 3.00%          |
| 108 | * Technology Equipment for 06-07,07-08 and 08-09 is paid out of capital projects fund and beginning 2009-10 it is paid out of capital reserve fund |                                     |                  |                               |                  |                  |                |
| 109 |                                                                                                                                                    |                                     |                  |                               |                  |                  |                |
| 110 |                                                                                                                                                    |                                     |                  |                               |                  |                  |                |
| 111 | <b><u>800 Other Object Dues and Fees</u></b>                                                                                                       |                                     |                  | <b>% Increase Assumptions</b> |                  |                  |                |
| 112 |                                                                                                                                                    |                                     |                  | <b>2023-24</b>                | <b>2024-25</b>   | <b>2025-26</b>   | <b>2026-27</b> |
| 113 |                                                                                                                                                    |                                     |                  | 3.00%                         | 3.00%            | 3.00%            | 3.00%          |



|    | A                                                              | B              | C              | D              | E              |
|----|----------------------------------------------------------------|----------------|----------------|----------------|----------------|
| 1  | <b>West Chester Area School District Budget Forecast Model</b> |                |                |                |                |
| 2  |                                                                |                |                |                |                |
| 3  |                                                                |                |                |                |                |
| 4  |                                                                |                |                |                |                |
| 5  | <b><u>Local</u></b>                                            |                |                |                |                |
|    |                                                                | <b>2023-24</b> | <b>2024-25</b> | <b>2025-26</b> | <b>2026-27</b> |
| 6  | Collection Factor                                              | 96.50%         | 96.50%         | 96.50%         | 96.50%         |
| 7  | Interim Taxes                                                  | 0.00%          | 0.00%          | 0.00%          | 0.00%          |
| 8  | Earned Income tax                                              | 1.50%          | 1.50%          | 1.50%          | 1.50%          |
| 9  | Transfer Tax                                                   | 2.00%          | 2.00%          | 2.00%          | 2.00%          |
| 10 | Delinquent Taxes                                               | 0.00%          | 0.00%          | 0.00%          | 0.00%          |
| 11 | Investment Earnings                                            | 1.50%          | 1.50%          | 1.50%          | 1.50%          |
| 12 | Other                                                          | 0.00%          | 0.00%          | 0.00%          | 0.00%          |
| 13 |                                                                |                |                |                |                |
| 14 | <b><u>State</u></b>                                            |                |                |                |                |
|    |                                                                | <b>2023-24</b> | <b>2024-25</b> | <b>2025-26</b> | <b>2026-27</b> |
| 15 | Basic Education                                                | 0.0%           | 0.0%           | 0.0%           | 0.0%           |
| 16 | Special Education                                              | 0.0%           | 0.0%           | 0.0%           | 0.0%           |
| 17 | Special Ed Contingency                                         | \$ -           | \$ -           | \$ -           | \$ -           |
| 18 | Transportation                                                 | 0.0%           | 0.0%           | 0.0%           | 0.0%           |
| 19 | Rent                                                           | \$ 1,046,019   | \$ 984,084     | \$ 989,979     | \$ 593,127     |
| 20 | Charter School (Reimb Rate)                                    | 0.0%           | 0.0%           | 0.0%           | 0.0%           |
| 21 | Social Security (Reimb Rate)                                   | 50.0%          | 50.0%          | 50.0%          | 50.0%          |
| 22 | Retirement (Reimb Rate)                                        | 50.0%          | 50.0%          | 50.0%          | 50.0%          |
| 23 | Other                                                          | 0.0%           | 0.0%           | 0.0%           | 0.0%           |
| 24 |                                                                |                |                |                |                |
| 25 | <b><u>Federal</u></b>                                          |                |                |                |                |
|    |                                                                | <b>2023-24</b> | <b>2024-25</b> | <b>2025-26</b> | <b>2026-27</b> |
| 26 | Title I                                                        | \$ 555,223     | \$ 555,223     | \$ 555,223     | \$ 555,223     |
| 27 | Title II                                                       | \$ 236,327     | \$ 236,327     | \$ 236,327     | \$ 236,327     |
| 28 | IDEA                                                           | \$ 1,621,749   | \$ 1,621,749   | \$ 1,621,749   | \$ 1,621,749   |
| 29 | Medical Access                                                 | \$ 500,000     | \$ 500,000     | \$ 500,000     | \$ 500,000     |
| 30 | Other                                                          | \$ 144,247     | \$ 144,247     | \$ 144,247     | \$ 144,247     |
| 31 |                                                                |                |                |                |                |
| 32 | <b><u>Other</u></b>                                            |                |                |                |                |
|    |                                                                | <b>2023-24</b> | <b>2024-25</b> | <b>2025-26</b> | <b>2026-27</b> |
| 33 | To Cap Res                                                     | 4.0%           | 4.0%           | 4.0%           | 4.0%           |

West Chester Area School District  
Assumptions for Salaries

| <u>Additional Headcount Expenses</u> | 2022-23<br>Budget | 2022-23<br>Projected | 2023-24<br>Forecast | 2024-25<br>Forecast | 2025-26<br>Forecast | 2026-27<br>Forecast |
|--------------------------------------|-------------------|----------------------|---------------------|---------------------|---------------------|---------------------|
| <b>Administrators</b>                |                   |                      |                     |                     |                     |                     |
| Average New Hire Salary              | \$137,297         |                      | \$141,416           | \$145,658           | \$150,028           | \$154,529           |
| Additional Headcount                 | 4.00              |                      | -                   | -                   | -                   | -                   |
| Additional Salary Expense            | \$432,000         |                      | \$0                 | \$0                 | \$0                 | \$0                 |
| <b>Teacher</b>                       |                   |                      |                     |                     |                     |                     |
| Average New Hire Salary              | \$60,891          | \$62,276             | \$64,547            | \$66,346            | \$68,226            | \$70,142            |
| Average Teacher Salary               | \$77,795          | \$77,709             | 79,944              | \$82,172            | \$84,500            | \$86,873            |
| Headcount Change (Enrollment)        | 7.00              |                      | -                   | -                   | -                   | -                   |
| Headcount Change (Curricular)        | -                 |                      | -                   | -                   | -                   | -                   |
| Change Salary Expense                | \$377,592         |                      | \$0                 | \$0                 | \$0                 | \$0                 |
| <b>Non-Bargaining</b>                |                   |                      |                     |                     |                     |                     |
| Average New Hire Salary              | \$74,358          |                      | \$76,589            | \$78,886            | \$81,253            | \$83,690            |
| Additional Headcount                 | 3.00              |                      | -                   | -                   | -                   | -                   |
| Additional Salary Expense            | \$140,000         |                      | \$0                 | \$0                 | \$0                 | \$0                 |
| <b>Support Staff</b>                 |                   |                      |                     |                     |                     |                     |
| Average New Hire Salary              | \$28,820          |                      | \$29,676            | \$30,566            | \$31,483            | \$32,427            |
| Additional Headcount                 | -                 |                      | -                   | -                   | -                   | -                   |
| Additional Salary Expense            | \$0               |                      | \$0                 | \$0                 | \$0                 | \$0                 |
| <b>Crafts/Trades</b>                 |                   |                      |                     |                     |                     |                     |
| Average New Hire Salary              | \$45,830          |                      | \$47,617            | \$49,046            | \$50,517            | \$52,032            |
| Additional Headcount                 | -                 |                      | -                   | -                   | -                   | -                   |
| Additional Salary Expense            | \$0               |                      | \$0                 | \$0                 | \$0                 | \$0                 |

|                                                    | 2022-23<br>Budget | 2022-23<br>Projected | 2023-24<br>Forecast | 2024-25<br>Forecast | 2025-26<br>Forecast | 2026-27<br>Forecast |
|----------------------------------------------------|-------------------|----------------------|---------------------|---------------------|---------------------|---------------------|
| <u>Teacher Staffing Changes Detail</u>             |                   |                      | 3.35%               | 3.36%               | 3.39%               | 3.35%               |
| Salary before Attrition                            | 81,547,731        |                      | 84,153,072          | 86,463,815          | 88,877,988          | 91,338,651          |
| Attrition - (vacancies)                            | 750,000           |                      | 750,000             | 750,000             | 750,000             | 750,000             |
| Estimated Attrition (turnover)                     | 500,000           |                      | 500,000             | 500,000             | 500,000             | 500,000             |
| Increase with Attrition                            | 80,297,731        | 79,985,705           | 82,903,072          | 85,213,815          | 87,627,988          | 90,088,651          |
| Increase with Attrition                            |                   |                      | 3.65%               | 2.79%               | 2.83%               | 2.81%               |
| Staffing changes                                   | 377,592           |                      | -                   | -                   | -                   | -                   |
| Teacher Salary (with attrition & staffing changes) | 80,675,323        | 79,985,705           | 82,903,072          | 85,213,815          | 87,627,988          | 90,088,651          |
| Increase with Attrition & Staffing Changes         |                   |                      | 3.65%               | 2.79%               | 2.83%               | 2.81%               |

West Chester Area School District  
Assumptions for Salaries

| <b>TOTAL SALARY EXPENSE</b>          |                    |                    |                    |                    |                    |                    |
|--------------------------------------|--------------------|--------------------|--------------------|--------------------|--------------------|--------------------|
|                                      | 2022-23            | 2022-23            | 2023-24            | 2024-25            | 2025-26            | 2026-27            |
|                                      | Budget             | Projected          | Forecast           | Forecast           | Forecast           | Forecast           |
| Admin Staff                          | 10,560,308         | 10,417,870         | 10,877,117         | 11,203,431         | 11,539,534         | 11,885,720         |
| <b>Total Administration Salaries</b> | <b>10,560,308</b>  | <b>10,417,870</b>  | <b>10,877,117</b>  | <b>11,203,431</b>  | <b>11,539,534</b>  | <b>11,885,720</b>  |
| Teacher Staff Salaries               | 80,675,323         | 79,985,705         | 82,903,072         | 85,213,815         | 87,627,988         | 90,088,651         |
| Extra Duty Pymnts (123)              | 1,643,200          | 1,643,200          | 1,688,575          | 1,735,640          | 1,784,812          | 1,834,931          |
| Sabbatical Pymnts (124)              | 300,000            | 300,000            | 300,000            | 300,000            | 300,000            | 300,000            |
| Subject Chair Pymnts (125)           | 530,792            | 530,792            | 530,792            | 530,792            | 530,792            | 530,792            |
| Severance Pymnts (127)               | 392,000            | 392,000            | 402,825            | 414,053            | 425,783            | 437,740            |
| Supplemental Contracts (135)         | 2,167,000          | 2,167,000          | 2,167,000          | 2,167,000          | 2,167,000          | 2,167,000          |
| <b>Total Teaching Salaries</b>       | <b>85,708,315</b>  | <b>85,018,697</b>  | <b>87,992,264</b>  | <b>90,361,300</b>  | <b>92,836,376</b>  | <b>95,359,114</b>  |
| Reg Salaries (141)                   | 4,185,980          | 4,471,587          | 4,311,559          | 4,440,906          | 4,574,133          | 4,711,357          |
| Overtime (143)                       | 2,700              | 2,700              | 2,700              | 2,700              | 2,700              | 2,700              |
| <b>Technical</b>                     | <b>4,188,680</b>   | <b>4,474,287</b>   | <b>4,314,259</b>   | <b>4,443,606</b>   | <b>4,576,833</b>   | <b>4,714,057</b>   |
| Reg Salaries (151)                   | 3,116,125          | 3,168,956          | 3,208,674          | 3,304,934          | 3,404,082          | 3,506,205          |
| Overtime (153)                       | 55,690             | 55,690             | 57,344             | 59,064             | 60,836             | 62,661             |
| Library/Office Aides (154),(155)     | 588,596            | 588,596            | 606,077            | 624,260            | 642,987            | 662,277            |
| Technology Aides (158)               | 626,763            | 626,763            | 645,378            | 664,739            | 684,681            | 705,222            |
| Instructional Aides (191)            | 2,331,751          | 2,331,751          | 2,401,004          | 2,473,034          | 2,547,225          | 2,623,642          |
| Instructional Aides OT (193)         | 57,900             | 57,900             | 59,620             | 61,408             | 63,250             | 65,148             |
| <b>Office Clerical</b>               | <b>6,776,825</b>   | <b>6,829,656</b>   | <b>6,978,097</b>   | <b>7,187,440</b>   | <b>7,403,063</b>   | <b>7,625,155</b>   |
| Reg Salaries Oper & Maint(161)       | 5,382,213          | 5,277,213          | 5,592,119          | 5,759,883          | 5,932,679          | 6,110,660          |
| Temporary salaries (162)             | 85,000             | 85,000             | 88,315             | 90,964             | 93,693             | 96,504             |
| Overtime (163)                       | 194,000            | 194,000            | 201,566            | 207,613            | 213,841            | 220,257            |
| Severance (167)                      | 40,000             | 40,000             | 40,000             | 40,000             | 40,000             | 40,000             |
| Reg Salaries Technology (168)        | 586,245            | 586,245            | 603,656            | 621,766            | 640,419            | 659,632            |
| <b>Crafts and Trades</b>             | <b>6,287,458</b>   | <b>6,182,458</b>   | <b>6,525,657</b>   | <b>6,720,226</b>   | <b>6,920,633</b>   | <b>7,127,052</b>   |
| <b>Total Salary Expense</b>          | <b>113,521,586</b> | <b>112,922,968</b> | <b>116,687,394</b> | <b>119,916,003</b> | <b>123,276,439</b> | <b>126,711,098</b> |
| <b>% Increase</b>                    |                    | -0.53%             | 3.33%              | 2.77%              | 2.80%              | 2.79%              |





| POSITIONS                                                                 | Func | Acct | Prog | 2022-23 Budget |               |               |               |                 | 2022-23 Actual |               |               |               |                 | 2022-23 Budget to Actual |               |               |              |             |
|---------------------------------------------------------------------------|------|------|------|----------------|---------------|---------------|---------------|-----------------|----------------|---------------|---------------|---------------|-----------------|--------------------------|---------------|---------------|--------------|-------------|
|                                                                           |      |      |      | ELM<br>Elem    | MID<br>Middle | HS<br>High    | OTH<br>Other  | Total           | ELM<br>Elem    | MID<br>Middle | HS<br>High    | OTH<br>Other  | Total           | ELM<br>Elem              | MID<br>Middle | HS<br>High    | OTH<br>Other | Total       |
| RN-LPN (non-public)                                                       | 2450 | 141  | 18D  | -              | -             | -             | 4.20          | 4.20            | -              | -             | -             | 3.00          | 3.00            | -                        | -             | -             | (1.20)       | (1.20)      |
| RN-LPN (District)                                                         | 2440 | 141  | 18D  | 1.00           | 3.00          | 3.00          | 1.00          | 8.00            | 1.20           | 3.00          | 3.00          | 2.00          | 9.20            | 0.20                     | -             | -             | 1.00         | 1.20        |
| Pupil Service Coordinator                                                 | 1291 | 141  | 21   | -              | -             | -             | 0.60          | 0.60            | -              | -             | -             | 1.00          | 1.00            | -                        | -             | -             | 0.40         | 0.40        |
| Pupil Service Specialist                                                  | 1291 | 141  | 35   | -              | -             | -             | 0.40          | 0.40            | -              | -             | -             | 1.00          | 1.00            | -                        | -             | -             | 0.60         | 0.60        |
| Community Engagement Specialist                                           | 1110 | 141  | 02   | -              | -             | -             | 1.00          | 1.00            | -              | -             | -             | 1.00          | 1.00            | -                        | -             | -             | -            | -           |
| <b>Total</b>                                                              |      |      |      | <b>1.00</b>    | <b>3.00</b>   | <b>3.00</b>   | <b>7.20</b>   | <b>14.20</b>    | <b>1.20</b>    | <b>3.00</b>   | <b>3.00</b>   | <b>8.00</b>   | <b>15.20</b>    | <b>0.20</b>              | <b>-</b>      | <b>-</b>      | <b>0.80</b>  | <b>1.00</b> |
| Business Office (Professional)                                            | 2500 | 141  | 55   | -              | -             | -             | 5.00          | 5.00            | -              | -             | -             | 5.00          | 5.00            | -                        | -             | -             | -            | -           |
| Business Office Benefits (Professional)                                   | 2835 | 141  | 55   | -              | -             | -             | 1.00          | 1.00            | -              | -             | -             | 1.00          | 1.00            | -                        | -             | -             | -            | -           |
| Business Office (Hourly Support)                                          | 2500 | 151  | 55   | -              | -             | -             | 5.00          | 5.00            | -              | -             | -             | 5.00          | 5.00            | -                        | -             | -             | -            | -           |
| <b>Total</b>                                                              |      |      |      | <b>-</b>       | <b>-</b>      | <b>-</b>      | <b>11.00</b>  | <b>11.00</b>    | <b>-</b>       | <b>-</b>      | <b>-</b>      | <b>11.00</b>  | <b>11.00</b>    | <b>-</b>                 | <b>-</b>      | <b>-</b>      | <b>-</b>     | <b>-</b>    |
| Communications Office (Professional)                                      | 2370 | 141  | 52   | -              | -             | -             | 1.00          | 1.00            | -              | -             | -             | 1.00          | 1.00            | -                        | -             | -             | -            | -           |
| Communications Office (Hourly Suppt)                                      | 2370 | 151  | 52   | -              | -             | -             | 2.00          | 2.00            | -              | -             | -             | 2.00          | 2.00            | -                        | -             | -             | -            | -           |
| <b>Total</b>                                                              |      |      |      | <b>-</b>       | <b>-</b>      | <b>-</b>      | <b>3.00</b>   | <b>3.00</b>     | <b>-</b>       | <b>-</b>      | <b>-</b>      | <b>3.00</b>   | <b>3.00</b>     | <b>-</b>                 | <b>-</b>      | <b>-</b>      | <b>-</b>     | <b>-</b>    |
| Transportation Office (Professional)                                      | 2719 | 141  | 75   | -              | -             | -             | 1.00          | 1.00            | -              | -             | -             | 1.00          | 1.00            | -                        | -             | -             | -            | -           |
| Transportation Office (Hourly Support)                                    | 2719 | 151  | 75   | -              | -             | -             | 0.60          | 0.60            | -              | -             | -             | 0.60          | 0.60            | -                        | -             | -             | -            | -           |
| Transportation Office-NP (Professional)                                   | 2750 | 141  | 75   | -              | -             | -             | 1.00          | 1.00            | -              | -             | -             | 1.00          | 1.00            | -                        | -             | -             | -            | -           |
| Transportation Office-NP (Hourly Support)                                 | 2750 | 151  | 75   | -              | -             | -             | 0.90          | 0.90            | -              | -             | -             | 0.90          | 0.90            | -                        | -             | -             | -            | -           |
| <b>Total</b>                                                              |      |      |      | <b>-</b>       | <b>-</b>      | <b>-</b>      | <b>3.50</b>   | <b>3.50</b>     | <b>-</b>       | <b>-</b>      | <b>-</b>      | <b>3.50</b>   | <b>3.50</b>     | <b>-</b>                 | <b>-</b>      | <b>-</b>      | <b>-</b>     | <b>-</b>    |
| Human Resources Office (Professional)                                     | 2839 | 141  | 54   | -              | -             | -             | 2.00          | 2.00            | -              | -             | -             | 2.00          | 2.00            | -                        | -             | -             | -            | -           |
| HR Office (Hourly Support)                                                | 2839 | 151  | 54   | -              | -             | -             | 1.00          | 1.00            | -              | -             | -             | 1.00          | 1.00            | -                        | -             | -             | -            | -           |
| <b>Total</b>                                                              |      |      |      | <b>-</b>       | <b>-</b>      | <b>-</b>      | <b>3.00</b>   | <b>3.00</b>     | <b>-</b>       | <b>-</b>      | <b>-</b>      | <b>3.00</b>   | <b>3.00</b>     | <b>-</b>                 | <b>-</b>      | <b>-</b>      | <b>-</b>     | <b>-</b>    |
| Technology Office (Hourly Support)                                        | 2840 | 151  | 50Z  | -              | -             | -             | 3.00          | 3.00            | -              | -             | -             | 3.00          | 3.00            | -                        | -             | -             | -            | -           |
| Technology Office (Professional)                                          | 2829 | 141  | 10   | -              | -             | -             | 3.00          | 3.00            | -              | -             | -             | 3.00          | 3.00            | -                        | -             | -             | -            | -           |
| Technology Office (Hourly Support)                                        | 2829 | 168  | 10   | -              | -             | -             | 8.00          | 8.00            | -              | -             | -             | 8.00          | 8.00            | -                        | -             | -             | -            | -           |
| Technology Associate                                                      | 1110 | 158  | 10   | -              | -             | -             | 18.00         | 18.00           | -              | -             | -             | 18.00         | 18.00           | -                        | -             | -             | -            | -           |
| <b>Total</b>                                                              |      |      |      | <b>-</b>       | <b>-</b>      | <b>-</b>      | <b>32.00</b>  | <b>32.00</b>    | <b>-</b>       | <b>-</b>      | <b>-</b>      | <b>32.00</b>  | <b>32.00</b>    | <b>-</b>                 | <b>-</b>      | <b>-</b>      | <b>-</b>     | <b>-</b>    |
| Head Custodians/ Supervisors/ Quality Control                             | 2610 | 141  | 71A  | 11.00          | 3.00          | 3.00          | 5.00          | 22.00           | 11.00          | 3.00          | 3.00          | 5.00          | 22.00           | -                        | -             | -             | -            | -           |
| Custodians (Hourly Support)                                               | 2620 | 161  | 71A  | 24.50          | 15.50         | 31.00         | 7.00          | 78.00           | 27.00          | 15.50         | 30.00         | 4.50          | 77.00           | 2.50                     | -             | (1.00)        | (2.50)       | (1.00)      |
| Campus Security Officer                                                   | 2660 | 141  | 71L  | -              | -             | -             | 2.00          | 2.00            | -              | -             | -             | 6.00          | 6.00            | -                        | -             | -             | 4.00         | 4.00        |
| Security (Hourly Support)                                                 | 2660 | 161  | 71L  | -              | -             | -             | -             | -               | -              | -             | 3.00          | -             | 3.00            | -                        | -             | 3.00          | -            | 3.00        |
| Maintenance                                                               | 2620 | 141  | 70   | -              | -             | -             | 1.00          | 1.00            | -              | -             | -             | 1.00          | 1.00            | -                        | -             | -             | -            | -           |
| Custodial & Maint Dept (Hourly Support)                                   | 2620 | 161  | 70   | -              | -             | -             | 6.00          | 6.00            | -              | -             | -             | 8.00          | 8.00            | -                        | -             | -             | 2.00         | 2.00        |
| HVAC Coordinator                                                          | 2620 | 141  | 70H  | -              | -             | -             | 1.00          | 1.00            | -              | -             | -             | 1.00          | 1.00            | -                        | -             | -             | -            | -           |
| HVAC Staff (Hourly Support)                                               | 2620 | 161  | 70H  | -              | -             | -             | 7.00          | 7.00            | -              | -             | -             | 6.00          | 6.00            | -                        | -             | -             | (1.00)       | (1.00)      |
| Operations (Professional)                                                 | 2610 | 141  | 71   | -              | -             | -             | 1.00          | 1.00            | -              | -             | -             | 1.00          | 1.00            | -                        | -             | -             | -            | -           |
| Facilities Apprentice                                                     | 2620 | 161  | 71   | -              | -             | -             | 1.00          | 1.00            | -              | -             | -             | 1.00          | 1.00            | -                        | -             | -             | -            | -           |
| Automotive Pool                                                           | 2650 | 161  | 71G  | -              | -             | -             | 1.00          | 1.00            | -              | -             | -             | 1.00          | 1.00            | -                        | -             | -             | -            | -           |
| Grounds Supervisor / Athletic Turf Coordinator                            | 2630 | 141  | 70F  | -              | -             | -             | 1.00          | 1.00            | -              | -             | -             | 1.00          | 1.00            | -                        | -             | -             | -            | -           |
| Grounds/Warehouse (Hourly Support)                                        | 2630 | 161  | 70F  | -              | -             | -             | 10.00         | 10.00           | -              | -             | -             | 10.00         | 10.00           | -                        | -             | -             | -            | -           |
| Mailroom (Hourly Support)                                                 | 2530 | 161  | 71F  | -              | -             | -             | 1.00          | 1.00            | -              | -             | -             | 1.00          | 1.00            | -                        | -             | -             | -            | -           |
| <b>Total</b>                                                              |      |      |      | <b>35.50</b>   | <b>18.50</b>  | <b>34.00</b>  | <b>44.00</b>  | <b>132.00</b>   | <b>38.00</b>   | <b>18.50</b>  | <b>36.00</b>  | <b>46.50</b>  | <b>139.00</b>   | <b>2.50</b>              | <b>-</b>      | <b>2.00</b>   | <b>2.50</b>  | <b>7.00</b> |
| <b>Secretarial Staff - Central Office and School Administration Total</b> |      |      |      | <b>80.00</b>   | <b>33.50</b>  | <b>67.00</b>  | <b>219.70</b> | <b>400.20</b>   | <b>82.70</b>   | <b>33.50</b>  | <b>66.00</b>  | <b>224.00</b> | <b>406.20</b>   | <b>2.70</b>              | <b>-</b>      | <b>(1.00)</b> | <b>4.30</b>  | <b>6.00</b> |
| <b>Grand Total</b>                                                        |      |      |      | <b>540.30</b>  | <b>282.37</b> | <b>398.85</b> | <b>285.70</b> | <b>1,507.22</b> | <b>536.50</b>  | <b>286.91</b> | <b>398.82</b> | <b>292.00</b> | <b>1,514.23</b> | <b>(3.80)</b>            | <b>4.53</b>   | <b>(0.03)</b> | <b>6.30</b>  | <b>7.00</b> |

West Chester Area School District  
Assumptions for Benefits

| Gross Benefit Costs          |                   |                   |                   |                   |                   |                   |                    |
|------------------------------|-------------------|-------------------|-------------------|-------------------|-------------------|-------------------|--------------------|
|                              | 2021-22           | 2022-23           | 2022-23           | 2023-24           | 2024-25           | 2025-26           | 2026-27            |
|                              | <u>Actual</u>     | <u>Budget</u>     | <u>Projection</u> | <u>Forecast</u>   | <u>Forecast</u>   | <u>Forecast</u>   | <u>Forecast</u>    |
| Medical                      | 15,987,915        | 23,407,943        | 23,407,943        | 25,179,925        | 27,086,045        | 29,136,458        | 31,342,088         |
| Dental                       | 1,160,743         | 1,565,705         | 1,565,705         | 1,633,030         | 1,703,250         | 1,776,490         | 1,852,879          |
| Vision                       | 169,246           | 225,481           | 225,481           | 230,667           | 235,972           | 241,400           | 246,952            |
| Prescription                 | 5,176,082         | 5,725,450         | 5,725,450         | 6,297,995         | 6,927,794         | 7,620,573         | 8,382,631          |
| Social Security              | 7,757,450         | 8,651,356         | 8,598,600         | 8,926,586         | 9,173,574         | 9,430,648         | 9,693,399          |
| Retirement                   | 37,059,663        | 39,844,719        | 39,601,560        | 41,645,731        | 43,193,744        | 44,971,245        | 46,604,342         |
| Tuition                      | 476,577           | 600,000           | 600,000           | 600,000           | 600,000           | 600,000           | 600,000            |
| Life & Disability            | 343,911           | 591,983           | 591,983           | 608,492           | 625,328           | 642,852           | 660,763            |
| W/C, Unemp & Other           | 1,151,415         | 1,328,761         | 1,328,761         | 1,348,693         | 1,368,923         | 1,389,457         | 1,410,299          |
| <b>Total Benefit Expense</b> | <b>69,283,001</b> | <b>81,941,398</b> | <b>81,645,483</b> | <b>86,471,117</b> | <b>90,914,631</b> | <b>95,809,123</b> | <b>100,793,352</b> |
| % Increase                   |                   |                   | 17.84%            | 5.53%             | 5.14%             | 5.38%             | 5.20%              |

\* Assume increases in salary related benefits proportional to salary increase

| Benefit Cost Sharing and Cobra payments |                  |                  |                   |                  |                  |                   |                   |
|-----------------------------------------|------------------|------------------|-------------------|------------------|------------------|-------------------|-------------------|
|                                         | 2021-22          | 2022-23          | 2022-23           | 2023-24          | 2024-25          | 2025-26           | 2026-27           |
|                                         | <u>Actual</u>    | <u>Budget</u>    | <u>Projection</u> | <u>Forecast</u>  | <u>Forecast</u>  | <u>Forecast</u>   | <u>Forecast</u>   |
| Medical                                 | 4,212,330        | 6,815,550        | 6,815,550         | 7,331,488        | 7,886,481        | 8,483,488         | 9,125,688         |
| Dental                                  | 162,885          | 96,778           | 96,778            | 100,939          | 105,280          | 109,807           | 114,529           |
| Vision                                  | 25,991           | 11,167           | 11,167            | 11,424           | 11,687           | 11,956            | 12,231            |
| Prescription                            | 496,899          | 1,226,671        | 1,226,671         | 1,349,338        | 1,484,272        | 1,632,699         | 1,795,969         |
| Social Security                         | -                | -                | -                 | -                | -                | -                 | -                 |
| Retirement                              | -                | -                | -                 | -                | -                | -                 | -                 |
| Tuition                                 | -                | -                | -                 | -                | -                | -                 | -                 |
| Life & Disability                       | 160,334          | 116,852          | 116,852           | 116,852          | 116,852          | 116,852           | 116,852           |
| W/C, Unemp & Other                      | -                | -                | -                 | -                | -                | -                 | -                 |
| <b>Total Cost Share</b>                 | <b>5,058,439</b> | <b>8,267,019</b> | <b>8,267,019</b>  | <b>8,910,041</b> | <b>9,604,572</b> | <b>10,354,802</b> | <b>11,165,268</b> |

| Net Benefit Costs            |                   |                   |                   |                   |                   |                   |                   |
|------------------------------|-------------------|-------------------|-------------------|-------------------|-------------------|-------------------|-------------------|
|                              | 2021-22           | 2022-23           | 2022-23           | 2023-24           | 2024-25           | 2025-26           | 2026-27           |
|                              | <u>Actual</u>     | <u>Budget</u>     | <u>Projection</u> | <u>Forecast</u>   | <u>Forecast</u>   | <u>Forecast</u>   | <u>Forecast</u>   |
| Medical                      | 11,775,585        | 16,592,393        | 16,592,393        | 17,848,437        | 19,199,564        | 20,652,971        | 22,216,400        |
| Dental                       | 997,858           | 1,468,927         | 1,468,927         | 1,532,091         | 1,597,971         | 1,666,683         | 1,738,351         |
| Vision                       | 143,255           | 214,314           | 214,314           | 219,243           | 224,285           | 229,444           | 234,721           |
| Prescription                 | 4,679,183         | 4,498,779         | 4,498,779         | 4,948,657         | 5,443,522         | 5,987,874         | 6,586,662         |
| Social Security              | 7,757,450         | 8,651,356         | 8,598,600         | 8,926,586         | 9,173,574         | 9,430,648         | 9,693,399         |
| Retirement                   | 37,059,663        | 39,844,719        | 39,601,560        | 41,645,731        | 43,193,744        | 44,971,245        | 46,604,342        |
| Tuition                      | 476,577           | 600,000           | 600,000           | 600,000           | 600,000           | 600,000           | 600,000           |
| Life & Disability            | 183,577           | 475,131           | 475,131           | 491,640           | 508,476           | 526,000           | 543,911           |
| W/C, Unemp & Other           | 1,151,415         | 1,328,761         | 1,328,761         | 1,348,693         | 1,368,923         | 1,389,457         | 1,410,299         |
| <b>Total Benefit Expense</b> | <b>64,224,562</b> | <b>73,674,379</b> | <b>73,378,464</b> | <b>77,561,076</b> | <b>81,310,059</b> | <b>85,454,321</b> | <b>89,628,084</b> |
| % Increase                   |                   |                   | 14.25%            | 5.28%             | 4.83%             | 5.10%             | 4.88%             |

West Chester Area School District  
Assumptions for Other Objects and Debt Service

800 OTHER OBJECTS AND OTHER FINANCING USES  
900

800

**DUES AND FEES & PRIOR YEAR REFUNDS**

o Assume inflationary increase as follows: 3%

|                                  | 2021-22     | 2022-23    | 2022-23    | 2023-24    | 2024-25    | 2025-26    | 2026-27    |
|----------------------------------|-------------|------------|------------|------------|------------|------------|------------|
|                                  | Actual      | Budget     | Projection | Forecast   | Forecast   | Forecast   | Forecast   |
|                                  | \$1,057,100 | \$ 491,678 | \$ 491,678 | \$ 506,428 | \$ 521,621 | \$ 537,270 | \$ 553,388 |
|                                  | 2021-22     | 2022-23    | 2022-23    | 2023-24    | 2024-25    | 2025-26    | 2026-27    |
| <b>DUES/FEES - Athletic Fund</b> | \$150,167   | \$131,500  | \$131,500  | \$ 131,500 | \$ 131,500 | \$ 131,500 | \$ 131,500 |

**DEBT SERVICE**

|                                      |             |              |              |             |             |             |             |
|--------------------------------------|-------------|--------------|--------------|-------------|-------------|-------------|-------------|
| Debt Service Savings to Cap Reserve  | \$912,973   | \$711,650    | \$711,650    | \$1,502,726 | \$1,496,090 | \$1,403,552 | \$1,045,605 |
| G/F Contribution to Cap Reserve      | \$721,797   | \$4,422,669  | \$4,422,669  | \$4,599,576 | \$4,783,559 | \$4,974,901 | \$5,173,897 |
| G/F Contribution- Sale of Asset      | \$2,583,834 | \$0          | \$0          | \$0         | \$0         | \$0         | \$0         |
| G/F Contribution- Elem. Construction | \$0         | \$5,000,000  | \$5,000,000  | \$0         | \$0         | \$0         | \$0         |
| Transfer for Cap Reserve Facilities  | \$2,511,500 | \$2,323,177  | \$2,323,177  | \$2,392,872 | \$2,464,658 | \$2,538,598 | \$2,614,756 |
|                                      | \$6,730,104 | \$12,457,496 | \$12,457,496 | \$8,495,174 | \$8,744,307 | \$8,917,051 | \$8,834,258 |

**EXISTING DEBT SERVICE (PRIOR TO ACT 1)**

|                                 | 2022-23 Budget      |                      | 2022-23 Projection  |                      | 2023-24 Budget      |                      | 2024-25 Budget      |                      | 2025-26 Budget      |                      | 2026-27 Budget      |                      |
|---------------------------------|---------------------|----------------------|---------------------|----------------------|---------------------|----------------------|---------------------|----------------------|---------------------|----------------------|---------------------|----------------------|
|                                 | INTEREST            | 900 PRINCIPAL        | INTEREST            | 900 PRINCIPAL        | INTEREST            | 900 PRINCIPAL        | INTEREST            | 900 PRINCIPAL        | INTEREST            | 900 PRINCIPAL        | INTEREST            | 900 PRINCIPAL        |
| PRINCIPAL AT 7/1/06             |                     |                      |                     |                      |                     |                      |                     |                      |                     |                      |                     |                      |
| 1/2014 GOB 2014 A               | \$ 1,165,750        | \$ 14,570,000        | \$ 1,165,750        | \$ 14,570,000        | \$ 437,250          | \$ 8,745,000         | \$ -                | \$ -                 | \$ -                | \$ -                 | \$ -                | \$ -                 |
| GOB 2014 AA                     | \$ 2,161,800        | \$ 315,000           | \$ 2,161,800        | \$ 315,000           | \$ 2,152,350        | \$ 325,000           | \$ 2,142,600        | \$ 5,700,000         | \$ 1,857,600        | \$ 6,025,000         | \$ 1,676,850        | \$ 18,505,000        |
| GOB 2016                        | \$ 218,250          | \$ 2,130,000         | \$ 218,250          | \$ 2,130,000         | \$ 111,750          | \$ 2,235,000         | \$ -                | \$ -                 | \$ -                | \$ -                 | \$ -                | \$ -                 |
| GOB 2016A                       | \$ 1,248,568        | \$ 5,000             | \$ 1,248,568        | \$ 5,000             | \$ 1,248,500        | \$ 5,875,000         | \$ 954,750          | \$ 12,270,000        | \$ 341,250          | \$ 12,850,000        | \$ 20,000           | \$ 1,000,000         |
| <b>TOTAL</b>                    | <b>\$ 4,794,368</b> | <b>\$ 17,020,000</b> | <b>\$ 4,794,368</b> | <b>\$ 17,020,000</b> | <b>\$ 3,949,850</b> | <b>\$ 17,180,000</b> | <b>\$ 3,097,350</b> | <b>\$ 17,970,000</b> | <b>\$ 2,198,850</b> | <b>\$ 18,875,000</b> | <b>\$ 1,696,850</b> | <b>\$ 19,505,000</b> |
| Total ACT 1 eligible Debt       |                     | \$21,814,368         |                     | \$21,814,368         |                     | \$21,129,850         |                     | \$21,067,350         |                     | \$21,073,850         |                     | \$21,201,850         |
| Increase in ACT 1 eligible debt |                     |                      |                     |                      |                     | (\$684,518)          |                     | (\$62,500)           |                     | \$6,500              |                     | \$128,000            |

**DEBT SERVICE - INCURRED AFTER ACT 1**

| FINANCING AMOUNT & YEAR        | 2022-23 Budget      |                   | 2022-23 Projection  |                   | 2023-24 Budget      |                   | 2024-25 Budget      |                   | 2025-26 Budget      |                   | 2026-27 Budget      |                   |
|--------------------------------|---------------------|-------------------|---------------------|-------------------|---------------------|-------------------|---------------------|-------------------|---------------------|-------------------|---------------------|-------------------|
| <b>Elementary Debt</b>         |                     |                   |                     |                   |                     |                   |                     |                   |                     |                   |                     |                   |
| 10/09 \$10,000,000 Emmaus 2009 | \$ 332,133          | \$ 520,000        | \$ 232,133          | \$ 520,000        | \$ 308,000          | \$ 645,000        | \$ 281,400          | \$ 675,000        | \$ 253,733          | \$ 700,000        | \$ 231,467          | \$ 485,000        |
| 1/2014 \$12,000,000 GOB 2014   | \$ 489,763          | \$ -              | \$ 489,763          | \$ -              | \$ 489,763          | \$ -              | \$ 489,763          | \$ 5,000          | \$ 489,575          | \$ 5,000          | \$ 489,388          | \$ 5,000          |
| 12/2017 \$9,750,000 GOB 2017A  | \$ 237,300          | \$ 5,000          | \$ 237,300          | \$ 5,000          | \$ 237,212          | \$ 5,000          | \$ 237,100          | \$ 5,000          | \$ 236,988          | \$ 5,000          | \$ 236,875          | \$ 5,000          |
| 10/2018 \$9,990,000 GOB 2018   | \$ 336,328          | \$ 5,000          | \$ 336,328          | \$ 5,000          | \$ 336,203          | \$ 5,000          | \$ 336,053          | \$ 5,000          | \$ 335,903          | \$ 5,000          | \$ 335,753          | \$ 5,000          |
| 8/2019 \$35,000,000 GOB 2019   | \$ 1,389,600        | \$ 5,000          | \$ 1,389,600        | \$ 5,000          | \$ 1,389,400        | \$ 5,000          | \$ 1,389,200        | \$ 5,000          | \$ 1,389,000        | \$ 5,000          | \$ 1,388,800        | \$ 5,000          |
| 9/2020 \$16,800,000 GOR 2020   | \$ 208,100          | \$ 50,000         | \$ 208,100          | \$ 50,000         | \$ 205,600          | \$ 55,000         | \$ 202,850          | \$ 55,000         | \$ 200,100          | \$ 60,000         | \$ 197,100          | \$ 60,000         |
| 6/2021 \$29,250,000 GOB 2021   | \$ 1,168,925        | \$ 5,000          | \$ 1,168,925        | \$ 5,000          | \$ 1,168,850        | \$ 5,000          | \$ 1,168,775        | \$ 5,000          | \$ 1,168,700        | \$ 5,000          | \$ 1,168,625        | \$ 5,000          |
| 4/2022 \$30,115,000 GOB 2022   | \$ 1,385,389        | \$ 5,000          | \$ 1,385,389        | \$ 5,000          | \$ 1,246,700        | \$ 5,000          | \$ 1,246,550        | \$ 5,000          | \$ 1,246,400        | \$ 100,000        | \$ 1,241,400        | \$ 200,000        |
| 12/2024 \$10,000,000 GOB       | \$ -                | \$ -              | \$ -                | \$ -              | \$ -                | \$ -              | \$ 179,571          | \$ -              | \$ 394,181          | \$ 5,000          | \$ 394,045          | \$ 5,000          |
| 1/2026 \$10,000,000 GOB        | \$ -                | \$ -              | \$ -                | \$ -              | \$ -                | \$ -              | \$ -                | \$ -              | \$ 179,571          | \$ -              | \$ 526,264          | \$ 5,000          |
| 10/2026 \$20,000,000 GOB       | \$ -                | \$ -              | \$ -                | \$ -              | \$ -                | \$ -              | \$ -                | \$ -              | \$ -                | \$ -              | \$ 486,971          | \$ -              |
| <b>Total Elementary Debt</b>   | <b>\$ 5,547,538</b> | <b>\$ 595,000</b> | <b>\$ 5,447,538</b> | <b>\$ 595,000</b> | <b>\$ 5,381,728</b> | <b>\$ 725,000</b> | <b>\$ 5,531,262</b> | <b>\$ 760,000</b> | <b>\$ 5,894,151</b> | <b>\$ 890,000</b> | <b>\$ 6,696,688</b> | <b>\$ 780,000</b> |
| <b>Total New Debt</b>          | <b>\$ 5,547,538</b> | <b>\$ 595,000</b> | <b>\$ 5,447,538</b> | <b>\$ 595,000</b> | <b>\$ 5,381,728</b> | <b>\$ 725,000</b> | <b>\$ 5,531,262</b> | <b>\$ 760,000</b> | <b>\$ 5,894,151</b> | <b>\$ 890,000</b> | <b>\$ 6,696,688</b> | <b>\$ 780,000</b> |

**TOTAL DEBT SERVICE**

| YEAR                      | 2022-23 Budget |                     | 2022-23 Projection |                     | 2023-24 Budget |                     | 2024-25 Budget |                     | 2025-26 Budget |                     | 2026-27 Budget |                     |
|---------------------------|----------------|---------------------|--------------------|---------------------|----------------|---------------------|----------------|---------------------|----------------|---------------------|----------------|---------------------|
|                           | \$10,341,906   | \$17,615,000        | \$10,241,906       | \$17,615,000        | \$9,331,578    | \$17,905,000        | \$8,628,612    | \$18,730,000        | \$8,093,001    | \$19,765,000        | \$8,393,538    | \$20,285,000        |
| <b>Total Debt Service</b> |                | <b>\$27,956,906</b> |                    | <b>\$27,856,906</b> |                | <b>\$27,236,578</b> |                | <b>\$27,358,612</b> |                | <b>\$27,858,001</b> |                | <b>\$28,678,538</b> |



## Back-End Referendum Exceptions

|                    | <u>BUDGET</u><br><u>2022-23</u> | <u>BUDGET</u><br><u>2023-24</u> | <u>BUDGET</u><br><u>2024-25</u> | <u>BUDGET</u><br><u>2025-26</u> | <u>BUDGET</u><br><u>2026-27</u> |
|--------------------|---------------------------------|---------------------------------|---------------------------------|---------------------------------|---------------------------------|
|                    | (\$000)                         |                                 |                                 |                                 |                                 |
| Retirement (PSERS) | -                               | -                               | -                               | -                               | -                               |
| Special Education  | -                               | -                               | -                               | -                               | -                               |
| <b>Total</b>       | -                               | -                               | -                               | -                               | -                               |

| <i>Index =</i>                                     | 3.40%       | 4.10%       | 3.50%                      | 3.50%                      | 3.50%                      |                            |
|----------------------------------------------------|-------------|-------------|----------------------------|----------------------------|----------------------------|----------------------------|
| <b>Exception Calculations</b>                      |             |             |                            |                            |                            |                            |
| Grandfathered salaries (2011)                      | 85,292,259  | 85,292,259  | 85,292,259                 | 85,292,259                 | 85,292,259                 |                            |
| <b>Retirement</b>                                  | 30,074,051  | 30,440,807  | 30,722,272                 | 31,114,616                 | 31,370,493                 |                            |
| 50%                                                | 15,037,025  | 15,220,404  | 15,361,136                 | 15,557,308                 | 15,685,246                 |                            |
| 14,900,558                                         | 15,037,025  | 15,220,404  | 15,361,136                 | 15,557,308                 | 15,685,246                 |                            |
| State Share of Retirement for Fed. Funded Salaries | (31,252)    | (31,538)    | (31,923)                   | (32,630)                   | (32,898)                   |                            |
| Increase                                           | 136,181     | 182,993     | 140,437                    | 195,761                    | 127,670                    |                            |
| Index                                              | 505,556     | 615,225     | 531,597                    | 536,512                    | 543,364                    |                            |
| <b>Total Exception</b>                             | -           | -           | -                          | -                          | -                          |                            |
| <b>Special Education</b>                           | 2019-20     | 2020-21 AFR | 2021-22 AFR Est.<br>(1.03) | 2022-23 AFR Est.<br>(1.03) | 2023-24 AFR Est.<br>(1.03) | 2024-25 AFR<br>Est. (1.03) |
| Expenses                                           | 44,074,356  | 42,679,434  | 43,959,817                 | 45,278,611                 | 46,636,970                 | 48,036,079                 |
| Subsidy                                            | 6,125,165   | 5,077,234   | 5,914,713                  | 5,974,858                  | 5,974,858                  | 5,974,858                  |
| Net Expenses                                       | 37,949,192  | 37,602,200  | 38,045,104                 | 39,303,753                 | 40,662,112                 | 42,061,221                 |
| Net Increase                                       | (2,231,623) | (346,992)   | 442,904                    | 1,258,649                  | 1,358,358                  | 1,399,109                  |
| Index                                              | 1,205,424   | 1,290,273   | 1,541,690                  | 1,331,579                  | 1,375,631                  | 1,423,174                  |
| <b>Total Exception</b>                             | -           | -           | -                          | -                          | -                          | -                          |



## 2021-2022 Capital Budget

|                                        | # of<br>Devices | Budget<br>2021-22   | Actual<br>2021-22   |
|----------------------------------------|-----------------|---------------------|---------------------|
| <b>Elementary Equipment</b>            |                 |                     |                     |
| Elementary iPad                        | 1,900           | \$ 796,404          | \$ 540,917          |
| Elementary/Special Area Teacher Device | 521             | \$ 561,000          | \$ 561,000          |
| 2022-2023 Prespend                     |                 |                     | \$ 114,714          |
|                                        |                 | <b>\$ 1,357,404</b> | <b>\$ 1,216,631</b> |
| <b>Secondary Equipment</b>             |                 |                     |                     |
| 6th Grade 1:1                          | 1,010           | \$ 631,250          | \$ 219,970          |
| 9th grade 1:1                          | 1,010           | \$ 858,500          | \$ 484,900          |
| Music                                  | 36              | \$ 47,520           | \$ 47,520           |
| 2022-2023 Prespend                     |                 |                     | \$ 760,615          |
|                                        |                 | <b>\$ 1,537,270</b> | <b>\$ 1,513,005</b> |
| <b>District</b>                        |                 |                     |                     |
| Security Camera                        | 30              | \$ 30,000           | \$ 30,000           |
| Network Infrastructure Upgrade **      |                 |                     | \$ 639,000          |
|                                        |                 | <b>\$ 30,000</b>    | <b>\$ 669,000</b>   |
| <b>Network</b>                         |                 |                     |                     |
| Networking                             |                 | \$ 425,000          | \$ 110,756          |
| 2022-2023 Prespend                     |                 |                     | \$ 420,000          |
|                                        |                 | <b>\$ 425,000</b>   | <b>\$ 530,756</b>   |
| <b>Administration</b>                  |                 |                     |                     |
| Staff (Central + Schools)              | 64              | \$ 85,193           | \$ 65,193           |
| 2022-2023 Prespend                     |                 |                     |                     |
|                                        |                 | <b>\$ 85,193</b>    | <b>\$ 65,193</b>    |
| <b>Other</b>                           |                 |                     |                     |
| Cost Sharing from Parents              |                 | \$ (330,500)        |                     |
|                                        |                 | <b>\$ (330,500)</b> |                     |
| <b>Total Fund 22</b>                   |                 | <b>\$ 3,434,867</b> | <b>\$ 3,994,585</b> |

\*\* - Project added and Board approved in September 2021

## 2022-2023 Capital Budget

|                             | # of<br>Devices | Budget<br>2022-2023 | Projected<br>2022-2023 |
|-----------------------------|-----------------|---------------------|------------------------|
| <b>Elementary Equipment</b> |                 |                     |                        |
| Classroom STEAM             |                 | \$ 37,411           | \$ 37,411              |
| Elementary iPad             | 2,270           | \$ 905,730          | \$ 791,016             |
|                             |                 | <b>\$ 943,141</b>   | <b>\$ 828,427</b>      |
| <b>Secondary Equipment</b>  |                 |                     |                        |
| 6th Grade 1:1               | 1,100           | \$ 687,500          | \$ 77,885              |
| 9th grade 1:1               | 1,100           | \$ 935,000          | \$ 935,000             |
| Art                         | 120             | \$ 158,400          | \$ 158,400             |
| Classroom STEAM             |                 | \$ 90,000           | \$ 43,000              |
| Tech ED                     | 156             | \$ 129,000          | \$ 25,000              |
| Video                       | 21              | \$ 52,500           | \$ 52,500              |
|                             |                 | <b>\$ 2,052,400</b> | <b>\$ 1,291,785</b>    |
| <b>District</b>             |                 |                     |                        |
| Security Camera             |                 | \$ 225,000          | \$ 225,000             |
|                             |                 | <b>\$ 225,000</b>   | <b>\$ 225,000</b>      |
| <b>Network</b>              |                 |                     |                        |
| Networking                  |                 | \$ 475,000          | \$ 55,000              |
|                             |                 | <b>\$ 475,000</b>   | <b>\$ 55,000</b>       |
| <b>Administration</b>       |                 |                     |                        |
| DPP                         |                 | \$ 247,000          | \$ 247,000             |
| Staff (Central + Schools)   |                 | \$ 140,720          | \$ 140,720             |
|                             |                 | <b>\$ 387,720</b>   | <b>\$ 387,720</b>      |
| <b>Total Fund 22</b>        |                 | <b>\$ 4,083,261</b> | <b>\$ 2,787,932</b>    |

2022-2023 Capital Reserve Fund Projects  
January 2022

| Priority                                                      | Project # | Location       | Project Description                                  | Estimated Budget |
|---------------------------------------------------------------|-----------|----------------|------------------------------------------------------|------------------|
| 1                                                             | G027      | District-wide  | Emergency Repairs                                    | 60,000           |
| 2                                                             | G127      | District-wide  | District-wide Concrete Sidewalk and Curb Replacement | 79,800           |
| 3                                                             | G128      | District-wide  | District-wide Playground                             | 100,000          |
| 4                                                             | G129      | Facilities     | Replace Two (2) Rooftop HVAC Units                   | 150,000          |
| 5                                                             | G130      | East HS        | Stage Lighting Controls Package Replacement          | 43,000           |
| 6                                                             | G131      | East HS        | Purchase new storage containers for athletic storage | 40,000           |
| 7                                                             | G132      | East HS        | Install Fiber to Stadium                             | 85,000           |
| 8                                                             | G133      | East HS        | Replacement of Exterior Fixtures with LEDs           | 121,880          |
| 9                                                             | G134      | Henderson HS   | Replace Flooring in Admin and Guidance               | 45,000           |
| 10                                                            | G135      | Henderson HS   | Replace Flooring in Library                          | 85,000           |
| 11                                                            | G136      | Henderson HS   | Replacement of Exterior Fixtures with LEDs           | 43,832           |
| 12                                                            | G137      | Rustin HS      | Auditorium Roof Replacement                          | 550,000          |
| 13                                                            | G126      | Rustin HS      | Repair sanitary sewer line                           | 35,000           |
| 14                                                            | G126      | Rustin HS      | Renovate existing space into an MDS Classroom        | 90,000           |
| 15                                                            | G138      | Peirce MS      | Emergency Generator Replacement and Transfer Switch  | 95,000           |
| 16                                                            | G139      | Peirce MS      | Heating Boiler Replacements                          | 285,000          |
| 17                                                            | G140      | Peirce MS      | Repave Main and Rear Drives                          | 265,000          |
| 18                                                            | G141      | Fugett MS      | Replacement of Exterior Fixtures with LEDs           | 54,665           |
| 19                                                            | G142      | Westtown Th ES | Replace Emergency Generator                          | 95,000           |
| 2022-2023 Fund 27 Capital Projects Allowance                  |           |                |                                                      | 2,323,177        |
| Total Estimated Costs of Fund 27 Projects (over)/under budget |           |                |                                                      | 2,323,177<br>-   |

2022-2023 Capital Projects List  
January 2022

| Priority                                                      | Project # | Location  | Project Description               | Estimated Budget |
|---------------------------------------------------------------|-----------|-----------|-----------------------------------|------------------|
| 1                                                             | C070      | Rustin HS | Phase 3 - sloped roof replacement | 1,350,611        |
| 2022-2023 Fund 30 Capital Projects Allowance                  |           |           |                                   | 1,350,611        |
| Total Estimated Costs of Fund 30 Projects (over)/under budget |           |           |                                   | 1,350,611<br>-   |

West Chester Area School District  
Forecast Model  
Financial Summary - All Funds

|                                                                   | O        | P       | C         | R       | S         | T         | U         | V         | W         |
|-------------------------------------------------------------------|----------|---------|-----------|---------|-----------|-----------|-----------|-----------|-----------|
|                                                                   | 2020-21  | 2021-22 | 2021-22   | 2022-23 | 2022-23   | 2023-24   | 2024-25   | 2025-26   | 2026-27   |
|                                                                   | Actual   | Budget  | Projected | Budget  | Projected | Estimated | Estimated | Estimated | Estimated |
| <b>Total Revenue</b>                                              | 261,224  | 253,995 | 280,461   | 263,442 | 268,325   | 269,469   | 271,208   | 273,142   | 274,611   |
| Current RE Taxes (0% rate incr.)                                  | 177,831  | 179,236 | 183,688   | 183,708 | 183,708   | 184,983   | 185,419   | 185,856   | 186,292   |
| Revenue (Excl Current R.E.T.)                                     | 83,393   | 74,759  | 96,773    | 79,734  | 84,617    | 84,487    | 85,789    | 87,286    | 88,319    |
| State (Other)                                                     | 22,690   | 23,551  | 24,685    | 24,465  | 25,875    | 26,125    | 26,186    | 26,321    | 26,055    |
| PSERS                                                             | 17,365   | 18,815  | 18,657    | 19,922  | 19,801    | 20,823    | 21,597    | 22,486    | 23,302    |
| Federal                                                           | 6,769    | 3,538   | 6,191     | 3,651   | 3,727     | 3,058     | 3,058     | 3,058     | 3,058     |
| Local (Excl. Current R.E.T.)                                      | 36,569   | 28,854  | 47,241    | 31,696  | 35,215    | 34,482    | 34,949    | 35,422    | 35,904    |
| <b>Expenses</b>                                                   | 247,527  | 279,477 | 266,002   | 296,972 | 293,688   | 300,590   | 310,752   | 321,876   | 333,312   |
| Salaries                                                          | 102,003  | 108,180 | 107,476   | 113,522 | 112,923   | 116,687   | 119,916   | 123,276   | 126,711   |
| Benefits (without PSERS)                                          | 23,862   | 32,577  | 27,165    | 33,830  | 33,777    | 35,915    | 38,116    | 40,483    | 43,024    |
| PSERS                                                             | 34,674   | 37,630  | 37,060    | 39,845  | 39,602    | 41,646    | 43,194    | 44,971    | 46,604    |
| Transfer to Capital Reserve                                       | 25,413   | 28,505  | 27,537    | 27,957  | 27,857    | 27,237    | 27,359    | 27,858    | 28,679    |
| Other                                                             | 7,634    | 6,237   | 6,730     | 12,457  | 12,457    | 8,495     | 8,744     | 8,917     | 8,834     |
| Other                                                             | 53,942   | 66,348  | 60,034    | 69,362  | 67,072    | 70,610    | 73,423    | 76,371    | 79,460    |
| <b>Net Gap calculation - No tax increase no exceptions</b>        |          |         |           |         |           |           |           |           |           |
| Deficit                                                           |          |         |           |         |           | (31,120)  | (39,544)  | (48,735)  | (58,701)  |
| Change in Fund Balance                                            |          |         |           |         |           | 23,759    | 7,000     | (500)     | (500)     |
| Cumulative Gap at No Incr. in R.E. Taxes                          |          |         |           |         |           | (7,362)   | (32,544)  | (49,235)  | (59,201)  |
| Prior Year Gap Reduction                                          |          |         |           |         |           | -         | 7,362     | 32,544    | 49,235    |
| Net Gap no Incr in R.E Taxes no Exceptions                        |          |         |           |         |           | (7,362)   | (25,182)  | (16,691)  | (9,967)   |
| <b>Net Gap calculation - Act 1 Tax Increase - no exceptions</b>   |          |         |           |         |           |           |           |           |           |
| Deficit                                                           |          |         |           |         |           | (31,120)  | (39,544)  | (48,735)  | (58,701)  |
| Change in Fund Balance                                            |          |         |           |         |           | 23,759    | 7,000     | (500)     | (500)     |
| Cumulative Gap at No Incr. in R.E. Taxes                          |          |         |           |         |           | (7,362)   | (32,544)  | (49,235)  | (59,201)  |
| Act 1 Increase                                                    |          |         |           |         |           | 7,362     | 6,490     | 6,505     | 6,520     |
| Prior Year Tax Increase not included above                        |          |         |           |         |           | -         | 7,362     | 13,851    | 20,356    |
| Cumulative Gap at Millage Index                                   |          |         |           |         |           | (0)       | (18,693)  | (28,878)  | (32,325)  |
| Prior Year Gap elimination                                        |          |         |           |         |           | -         | 0         | 18,693    | 28,878    |
| Net Gap at Millage Index (no exceptions)                          |          |         |           |         |           | (0)       | (18,692)  | (10,186)  | (3,446)   |
| <b>Net Gap calculation - Act 1 Tax Increase - with exceptions</b> |          |         |           |         |           |           |           |           |           |
| Deficit                                                           |          |         |           |         |           | (31,120)  | (39,544)  | (48,735)  | (58,701)  |
| Change in Fund Balance                                            |          |         |           |         |           | 23,759    | 7,000     | (500)     | (500)     |
| Cumulative Gap at Millage Index                                   |          |         |           |         |           | (7,362)   | (32,544)  | (49,235)  | (59,201)  |
| Act 1 Increase                                                    |          |         |           |         |           | 7,362     | 6,490     | 6,505     | 6,520     |
| Prior Year Tax Increase not included above                        |          |         |           |         |           | -         | 7,362     | 13,851    | 20,356    |
| Cumulative Gap at Millage Index                                   |          |         |           |         |           | (0)       | (18,693)  | (28,878)  | (32,325)  |
| Act 1 Exceptions                                                  |          |         |           |         |           | -         | -         | -         | -         |
| Add'l Revenue from Prior Year exception allowance                 |          |         |           |         |           | -         | -         | -         | -         |
| Cumulative Gap at Millage Index and Exceptions                    |          |         |           |         |           | (0)       | (18,693)  | (28,878)  | (32,325)  |
| Prior Year Gap elimination                                        |          |         |           |         |           | -         | 0         | 18,693    | 28,878    |
| Net Gap at Millage Index - with exceptions                        |          |         |           |         |           | (0)       | (18,692)  | (10,186)  | (3,446)   |
| <b>Expenses % Increase</b>                                        |          |         |           |         |           |           |           |           |           |
| Salaries                                                          | 3.95%    |         | 5.37%     |         | 5.07%     | 3.33%     | 2.77%     | 2.80%     | 2.79%     |
| Benefits (without PSERS)                                          | 8.33%    |         | 13.84%    |         | 24.34%    | 6.33%     | 6.13%     | 6.21%     | 6.28%     |
| PSERS                                                             | 4.38%    |         | 6.88%     |         | 6.86%     | 5.16%     | 3.72%     | 4.12%     | 3.63%     |
| Debt Service                                                      | -4.25%   |         | 8.36%     |         | 1.16%     | -2.23%    | 0.45%     | 1.83%     | 2.95%     |
| Other                                                             | 1.49%    |         | 11.29%    |         | 11.72%    | 5.27%     | 3.98%     | 4.01%     | 4.05%     |
| Debt Service % of Budget                                          | 10.3%    |         | 10.4%     |         | 9.5%      | 9.1%      | 8.8%      | 8.7%      | 8.6%      |
| <b>Act 1 Exceptions</b>                                           |          |         |           |         |           |           |           |           |           |
| PSERS                                                             |          |         |           |         |           | -         | -         | -         | -         |
| Special Ed                                                        |          |         |           |         |           | -         | -         | -         | -         |
| <b>Fund Balance</b>                                               |          |         |           |         |           |           |           |           |           |
| Beginning Fund Balance                                            | 55,455   |         | 69,153    |         | 83,612    | 58,249    | 34,491    | 27,491    | 27,991    |
| Transfer (to)/from Operating Budget                               | (13,697) |         | (14,459)  |         | 25,363    | 23,759    | 7,000     | (500)     | (500)     |
| Ending Fund Balance                                               | 69,153   |         | 83,612    |         | 58,249    | 34,491    | 27,491    | 27,991    | 28,491    |
| Fund Balance - Designation - Health Care Stabilization            | 4,159.9  |         | 4,159.9   |         | 4,159.9   | 4,159.9   | 4,159.9   | 4,159.9   | 4,159.9   |
| Fund Balance - Designation - Millage Rate Stabilization           | 38,183.9 |         | 52,121.5  |         | 31,758.6  | 7,500.0   | -         | -         | -         |
| Fund Balance - Designation- Alternative Education                 | 2,000.0  |         | 2,000.0   |         | 2,000.0   | 2,000.0   | 2,000.0   | 2,000.0   | 2,000.0   |
| Fund Balance - Designation- Property Assessment Fluctuations      | 1,000.0  |         | 1,000.0   |         | 1,000.0   | 1,000.0   | 1,000.0   | 1,000.0   | 1,000.0   |
| Fund Balance - Designation- Technology/Distance Learning          | 500.0    |         | 500.0     |         | -         | -         | -         | -         | -         |
| Fund Balance - Designation- Enrollment Growth                     | 4,500.0  |         | -         |         | -         | -         | -         | -         | -         |
| Fund Balance - Designation- Elementary Construction               | -        |         | 5,000.0   |         | -         | -         | -         | -         | -         |
| Fund Balance - Designation - Athletic Fund                        | 128.9    |         | 150.8     |         | 150.8     | 150.8     | 150.8     | 150.8     | 150.8     |
| Year End Unassigned/Undesig. FB                                   | 18,680   |         | 18,680    |         | 19,180    | 19,680    | 20,180    | 20,680    | 21,180    |
| % of Expenses                                                     | 7.5%     |         | 7.0%      |         | 6.5%      | 6.5%      | 6.5%      | 6.4%      | 6.4%      |
| <b>Capital Reserves</b>                                           |          |         |           |         |           |           |           |           |           |
| Beginning Fund Balance                                            | 21,768   |         | 22,930    |         | 23,021    | 25,342    | 26,882    | 28,442    | 29,913    |
| Inflow                                                            | 5,580    |         | 4,173     |         | 10,209    | 6,177     | 6,355     | 6,453     | 6,295     |
| Outflow                                                           | 4,418    |         | 4,082     |         | 7,888     | 4,638     | 4,794     | 4,982     | 5,179     |
| Year-end Fund Balance                                             | 22,930   |         | 23,021    |         | 25,342    | 26,882    | 28,442    | 29,913    | 31,029    |
| Year End Designated                                               | 19,776   |         | 20,689    |         | 21,400    | 22,903    | 24,399    | 25,803    | 26,848    |
| Year End Unassigned/Undesig. FB                                   | 3,155    |         | 2,332     |         | 3,942     | 3,979     | 4,043     | 4,111     | 4,181     |
| <b>Act 1 index Assumptions</b>                                    |          |         |           |         |           | 3.4%      | 4.1%      | 3.5%      | 3.5%      |

# WEST CHESTER AREA SCHOOL DISTRICT

## STUDENT ENROLLMENT PROJECTIONS FOR THE 2023-24 BUDGET PROCESS

### RECOMMENDATION FOR 2023-24 BUDGET:

ENROLLMENT PROJECTIONS BASED ON 9/30/22 ACTUAL ENROLLMENT  
AND THE HYBRID AVERAGE RETENTION

| <u>GRADE LEVEL</u> | <u>2022-23<br/>ACTUAL</u> | <u>2023-24<br/>PROJECTION</u> | <u>INCR./ (DECR.)</u> |
|--------------------|---------------------------|-------------------------------|-----------------------|
| KINDERGARTEN       | 853                       | 829                           | (24)                  |
| GRADES 1-5         | 4,613                     | 4,643                         | 30                    |
| GRADES 6-8         | 2,771                     | 2,727                         | (44)                  |
| GRADES 9-12        | 3,909                     | 3,941                         | 32                    |
| <b>TOTAL</b>       | 12,146                    | 12,140                        | (6)                   |

### ENROLLMENT PROJECTIONS FOR FUTURE 5 YEARS

| <u>YEAR</u>    | <u>K-5</u> | <u>6-8</u> | <u>9-12</u> | <u>TOTAL</u> |
|----------------|------------|------------|-------------|--------------|
| 2022-23 ACTUAL | 5,466      | 2,771      | 3,909       | 12,146       |
| 2023-24        | 5,472      | 2,727      | 3,941       | 12,140       |
| 2024-25        | 5,403      | 2,838      | 3,874       | 12,115       |
| 2025-26        | 5,405      | 2,893      | 3,860       | 12,158       |
| 2026-27        | 5,396      | 2,948      | 3,836       | 12,180       |
| 2027-28        | 5,431      | 2,922      | 3,830       | 12,183       |

## WEST CHESTER AREA SCHOOL DISTRICT STUDENT ENROLLMENT

### COMPARISON OF 2022-23 ACTUAL TO PROJECTION MODELS

| GRADE | 2022-23      | WEST CHESTER AREA SCHOOL DISTRICT PROJECTIONS |            |               |            |               |            |               |            |                  |            |
|-------|--------------|-----------------------------------------------|------------|---------------|------------|---------------|------------|---------------|------------|------------------|------------|
|       |              | 2 YR AVG                                      |            | 3 YR AVG      |            | 5 YR AVG      |            | 10 YR AVG     |            | HYBRID AVERAGE * |            |
|       |              | <u>AMOUNT</u>                                 | <u>+/-</u> | <u>AMOUNT</u> | <u>+/-</u> | <u>AMOUNT</u> | <u>+/-</u> | <u>AMOUNT</u> | <u>+/-</u> | <u>AMOUNT</u>    | <u>+/-</u> |
| K     | 853          | 855                                           | (2)        | 876           | (23)       | 879           | (26)       | 745           | 108        | 877              | (24)       |
| 1-5   | 4,613        | 4,565                                         | 48         | 4,570         | 43         | 4,625         | (12)       | 4,690         | (77)       | 4,600            | 13         |
| 6-8   | 2,771        | 2,798                                         | (27)       | 2,801         | (30)       | 2,804         | (33)       | 2,804         | (33)       | 2,803            | (32)       |
| 9-12  | <u>3,909</u> | <u>3,883</u>                                  | <u>26</u>  | <u>3,888</u>  | <u>21</u>  | <u>3,880</u>  | <u>29</u>  | <u>3,874</u>  | <u>35</u>  | <u>3,881</u>     | <u>28</u>  |
| TOTAL | 12,146       | 12,101                                        | 45         | 12,135        | 11         | 12,188        | (42)       | 12,113        | 33         | 12,161           | (15)       |

\* Hybrid average retention consists of Kindergarten and first grade based on 3 year average retention, and 5 year average retention for grades 2-12.



## WEST CHESTER AREA SCHOOL DISTRICT HISTORICAL REVIEW OF ANNUAL ENROLLMENT CHANGES BY GRADE

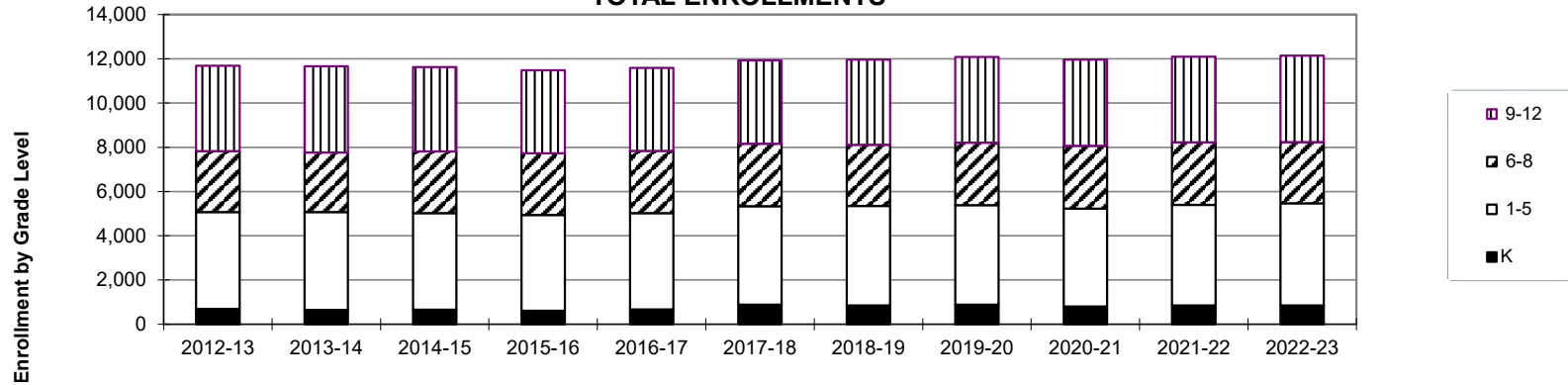
### CHANGE IN ENROLLMENTS

| GRADE        | 2013-14     | 2014-15     | 2015-16      | 2016-17    | 2017-18    | 2018-19   | 2019-20    | 2020-21      | 2021-22    | 2022-23   |
|--------------|-------------|-------------|--------------|------------|------------|-----------|------------|--------------|------------|-----------|
| K            | (45)        | 16          | (48)         | 57         | 219        | (34)      | 30         | (80)         | 43         | 3         |
| 1-5          | 54          | (68)        | (35)         | 27         | 94         | 46        | 6          | (83)         | 131        | 64        |
| 6-8          | (76)        | 103         | (8)          | 27         | 15         | (58)      | 58         | 19           | (24)       | (48)      |
| 9-12         | 46          | (93)        | (50)         | (5)        | 11         | 81        | 21         | 34           | (25)       | 34        |
| <b>TOTAL</b> | <b>(21)</b> | <b>(42)</b> | <b>(141)</b> | <b>106</b> | <b>339</b> | <b>35</b> | <b>115</b> | <b>(110)</b> | <b>125</b> | <b>53</b> |

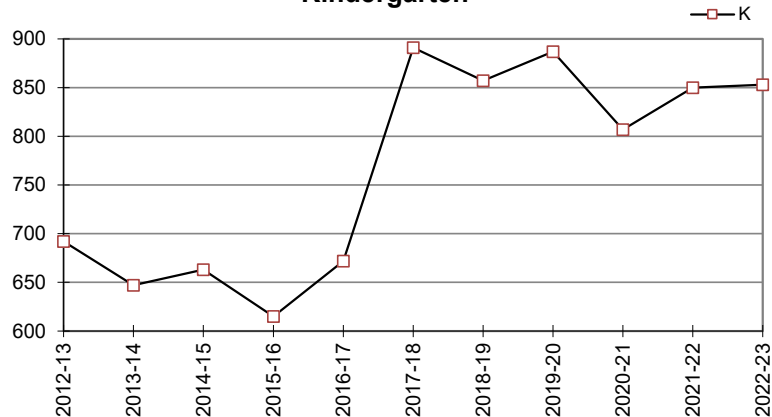
### TOTAL ENROLLMENTS

| GRADE        | 2012-13       | 2013-14       | 2014-15       | 2015-16       | 2016-17       | 2017-18       | 2018-19       | 2019-20       | 2020-21       | 2021-22       | 2022-23       |
|--------------|---------------|---------------|---------------|---------------|---------------|---------------|---------------|---------------|---------------|---------------|---------------|
| K            | 692           | 647           | 663           | 615           | 672           | 891           | 857           | 887           | 807           | 850           | 853           |
| 1-5          | 4,377         | 4,431         | 4,363         | 4,328         | 4,355         | 4,449         | 4,495         | 4,501         | 4,418         | 4,549         | 4,613         |
| 6-8          | 2,763         | 2,687         | 2,790         | 2,782         | 2,809         | 2,824         | 2,766         | 2,824         | 2,843         | 2,819         | 2,771         |
| 9-12         | <u>3,855</u>  | <u>3,901</u>  | <u>3,808</u>  | <u>3,758</u>  | <u>3,753</u>  | <u>3,764</u>  | <u>3,845</u>  | <u>3,866</u>  | <u>3,900</u>  | <u>3,875</u>  | <u>3,909</u>  |
| <b>TOTAL</b> | <b>11,687</b> | <b>11,666</b> | <b>11,624</b> | <b>11,483</b> | <b>11,589</b> | <b>11,928</b> | <b>11,963</b> | <b>12,078</b> | <b>11,968</b> | <b>12,093</b> | <b>12,146</b> |

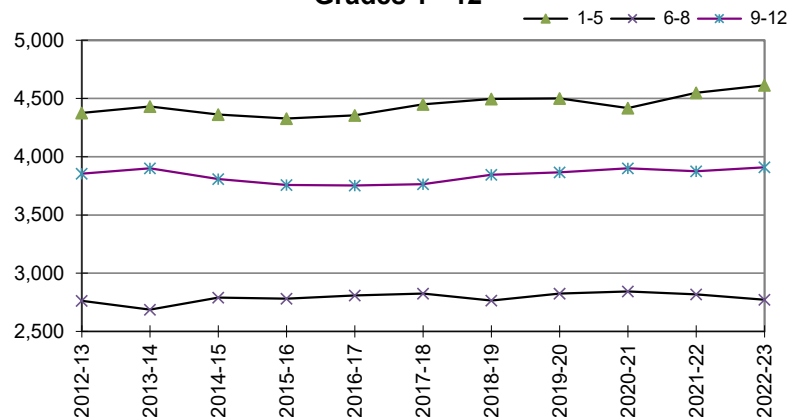
### TOTAL ENROLLMENTS



### Kindergarten



### Grades 1 - 12



PROJECTIONS

|    | A        | B   | C     | D     | E     | F     | G     | H     | I     | J     | K     | L      | M      | N      | O      | P      | Q     | R     | S     |
|----|----------|-----|-------|-------|-------|-------|-------|-------|-------|-------|-------|--------|--------|--------|--------|--------|-------|-------|-------|
| 1  | 2 YEAR   |     |       |       |       |       |       |       |       |       |       |        |        |        |        |        |       |       |       |
| 2  |          | K   | Gr. 1 | Gr. 2 | Gr. 3 | Gr. 4 | Gr. 5 | Gr. 6 | Gr. 7 | Gr. 8 | Gr. 9 | Gr. 10 | Gr. 11 | Gr. 12 | TOTAL  | Kinder | 1-5   | 6-8   | 9-12  |
| 3  | 2022-23  | 853 | 883   | 931   | 939   | 940   | 920   | 926   | 863   | 982   | 986   | 975    | 962    | 986    | 12,146 | 853    | 4,613 | 2,771 | 3,909 |
| 4  | 2023-24  | 867 | 918   | 904   | 960   | 951   | 969   | 942   | 929   | 866   | 1,013 | 1,003  | 966    | 976    | 12,264 | 867    | 4,702 | 2,737 | 3,958 |
| 5  | 2024-25  | 828 | 933   | 940   | 932   | 973   | 981   | 992   | 945   | 932   | 894   | 1,030  | 994    | 981    | 12,355 | 828    | 4,759 | 2,869 | 3,899 |
| 6  | 2025-26  | 909 | 891   | 955   | 969   | 944   | 1,003 | 1,004 | 995   | 948   | 962   | 909    | 1,021  | 1,009  | 12,519 | 909    | 4,762 | 2,947 | 3,901 |
| 7  | 2026-27  | 909 | 978   | 912   | 985   | 982   | 973   | 1,027 | 1,007 | 998   | 978   | 978    | 901    | 1,036  | 12,664 | 909    | 4,830 | 3,032 | 3,893 |
| 8  | 2027-28  | 909 | 978   | 1,001 | 940   | 998   | 1,013 | 996   | 1,030 | 1,010 | 1,030 | 994    | 969    | 915    | 12,783 | 909    | 4,930 | 3,036 | 3,908 |
| 9  |          |     |       |       |       |       |       |       |       |       |       |        |        |        |        |        |       |       |       |
| 10 | 3 YEAR   |     |       |       |       |       |       |       |       |       |       |        |        |        |        |        |       |       |       |
| 11 |          | K   | Gr. 1 | Gr. 2 | Gr. 3 | Gr. 4 | Gr. 5 | Gr. 6 | Gr. 7 | Gr. 8 | Gr. 9 | Gr. 10 | Gr. 11 | Gr. 12 | TOTAL  | Kinder | 1-5   | 6-8   | 9-12  |
| 12 | 2022-23  | 853 | 883   | 931   | 939   | 940   | 920   | 926   | 863   | 982   | 986   | 975    | 962    | 986    | 12,146 | 853    | 4,613 | 2,771 | 3,909 |
| 13 | 2023-24  | 829 | 899   | 897   | 950   | 944   | 955   | 935   | 923   | 866   | 1,009 | 1,002  | 968    | 970    | 12,147 | 829    | 4,645 | 2,724 | 3,949 |
| 14 | 2024-25  | 793 | 874   | 913   | 916   | 955   | 959   | 970   | 932   | 926   | 890   | 1,025  | 994    | 976    | 12,123 | 793    | 4,617 | 2,828 | 3,885 |
| 15 | 2025-26  | 870 | 836   | 888   | 932   | 921   | 970   | 974   | 967   | 935   | 952   | 904    | 1,017  | 1,002  | 12,168 | 870    | 4,547 | 2,876 | 3,875 |
| 16 | 2026-27  | 870 | 917   | 849   | 906   | 937   | 935   | 985   | 971   | 970   | 961   | 967    | 897    | 1,025  | 12,190 | 870    | 4,544 | 2,926 | 3,850 |
| 17 | 2027-28  | 870 | 917   | 931   | 867   | 911   | 952   | 950   | 982   | 974   | 997   | 976    | 960    | 904    | 12,191 | 870    | 4,578 | 2,906 | 3,837 |
| 18 |          |     |       |       |       |       |       |       |       |       |       |        |        |        |        |        |       |       |       |
| 19 | 5 YEAR   |     |       |       |       |       |       |       |       |       |       |        |        |        |        |        |       |       |       |
| 20 |          | K   | Gr. 1 | Gr. 2 | Gr. 3 | Gr. 4 | Gr. 5 | Gr. 6 | Gr. 7 | Gr. 8 | Gr. 9 | Gr. 10 | Gr. 11 | Gr. 12 | TOTAL  | Kinder | 1-5   | 6-8   | 9-12  |
| 21 | 2022-23  | 853 | 883   | 931   | 939   | 940   | 920   | 926   | 863   | 982   | 986   | 975    | 962    | 986    | 12,146 | 853    | 4,613 | 2,771 | 3,909 |
| 22 | 2023-24  | 842 | 894   | 890   | 952   | 945   | 957   | 939   | 923   | 865   | 1,008 | 1,000  | 968    | 965    | 12,148 | 842    | 4,638 | 2,727 | 3,941 |
| 23 | 2024-25  | 804 | 882   | 901   | 910   | 958   | 962   | 977   | 936   | 925   | 888   | 1,022  | 993    | 971    | 12,129 | 804    | 4,613 | 2,838 | 3,874 |
| 24 | 2025-26  | 883 | 843   | 889   | 922   | 916   | 975   | 982   | 973   | 938   | 949   | 901    | 1,014  | 996    | 12,181 | 883    | 4,545 | 2,893 | 3,860 |
| 25 | 2026-27  | 883 | 925   | 850   | 909   | 928   | 932   | 995   | 978   | 975   | 963   | 962    | 894    | 1,017  | 12,211 | 883    | 4,544 | 2,948 | 3,836 |
| 26 | 2027-28  | 883 | 925   | 933   | 869   | 915   | 945   | 951   | 991   | 980   | 1,001 | 977    | 955    | 897    | 12,222 | 883    | 4,587 | 2,922 | 3,830 |
| 27 |          |     |       |       |       |       |       |       |       |       |       |        |        |        |        |        |       |       |       |
| 28 | 10 YEAR  |     |       |       |       |       |       |       |       |       |       |        |        |        |        |        |       |       |       |
| 29 |          | K   | Gr. 1 | Gr. 2 | Gr. 3 | Gr. 4 | Gr. 5 | Gr. 6 | Gr. 7 | Gr. 8 | Gr. 9 | Gr. 10 | Gr. 11 | Gr. 12 | TOTAL  | Kinder | 1-5   | 6-8   | 9-12  |
| 30 | 2022-23  | 853 | 883   | 931   | 939   | 940   | 920   | 926   | 863   | 982   | 986   | 975    | 962    | 986    | 12,146 | 853    | 4,613 | 2,771 | 3,909 |
| 31 | 2023-24  | 746 | 981   | 905   | 959   | 948   | 953   | 941   | 931   | 865   | 1,014 | 991    | 967    | 967    | 12,168 | 746    | 4,746 | 2,737 | 3,939 |
| 32 | 2024-25  | 713 | 858   | 1,005 | 932   | 968   | 961   | 975   | 946   | 933   | 893   | 1,019  | 983    | 973    | 12,159 | 713    | 4,724 | 2,854 | 3,868 |
| 33 | 2025-26  | 783 | 820   | 879   | 1,035 | 941   | 981   | 983   | 980   | 948   | 963   | 897    | 1,010  | 989    | 12,209 | 783    | 4,656 | 2,911 | 3,859 |
| 34 | 2026-27  | 783 | 901   | 840   | 905   | 1,045 | 954   | 1,004 | 988   | 982   | 979   | 968    | 890    | 1,016  | 12,255 | 783    | 4,645 | 2,974 | 3,853 |
| 35 | 2027-28  | 783 | 901   | 923   | 865   | 914   | 1,059 | 976   | 1,009 | 990   | 1,014 | 984    | 960    | 895    | 12,273 | 783    | 4,662 | 2,975 | 3,853 |
| 36 |          |     |       |       |       |       |       |       |       |       |       |        |        |        |        |        |       |       |       |
| 37 | 15 YEAR  |     |       |       |       |       |       |       |       |       |       |        |        |        |        |        |       |       |       |
| 38 |          | K   | Gr. 1 | Gr. 2 | Gr. 3 | Gr. 4 | Gr. 5 | Gr. 6 | Gr. 7 | Gr. 8 | Gr. 9 | Gr. 10 | Gr. 11 | Gr. 12 | TOTAL  | Kinder | 1-5   | 6-8   | 9-12  |
| 39 | 2022-23  | 853 | 883   | 931   | 939   | 940   | 920   | 926   | 863   | 982   | 986   | 975    | 962    | 986    | 12,146 | 853    | 4,613 | 2,771 | 3,909 |
| 40 | 2023-24  | 693 | 999   | 903   | 954   | 953   | 952   | 944   | 934   | 864   | 1,019 | 988    | 963    | 963    | 12,129 | 693    | 4,761 | 2,742 | 3,933 |
| 41 | 2024-25  | 662 | 812   | 1,021 | 925   | 968   | 965   | 976   | 952   | 935   | 897   | 1,021  | 976    | 964    | 12,074 | 662    | 4,691 | 2,863 | 3,858 |
| 42 | 2025-26  | 727 | 776   | 830   | 1,046 | 938   | 980   | 990   | 985   | 953   | 970   | 898    | 1,009  | 977    | 12,079 | 727    | 4,570 | 2,928 | 3,854 |
| 43 | 2026-27  | 727 | 852   | 793   | 851   | 1,061 | 950   | 1,005 | 999   | 986   | 989   | 972    | 887    | 1,010  | 12,082 | 727    | 4,507 | 2,990 | 3,858 |
| 44 | 2027-28  | 727 | 852   | 871   | 813   | 863   | 1,075 | 974   | 1,014 | 1,000 | 1,023 | 991    | 960    | 888    | 12,051 | 727    | 4,474 | 2,988 | 3,862 |
| 45 |          |     |       |       |       |       |       |       |       |       |       |        |        |        |        |        |       |       |       |
| 46 | Hybrid * |     |       |       |       |       |       |       |       |       |       |        |        |        |        |        |       |       |       |
| 47 |          | K   | Gr. 1 | Gr. 2 | Gr. 3 | Gr. 4 | Gr. 5 | Gr. 6 | Gr. 7 | Gr. 8 | Gr. 9 | Gr. 10 | Gr. 11 | Gr. 12 | TOTAL  | Kinder | 1-5   | 6-8   | 9-12  |
| 48 | 2022-23  | 853 | 883   | 931   | 939   | 940   | 920   | 926   | 863   | 982   | 986   | 975    | 962    | 986    | 12,146 | 853    | 4,613 | 2,771 | 3,909 |
| 49 | 2023-24  | 829 | 899   | 890   | 952   | 945   | 957   | 939   | 923   | 865   | 1,008 | 1,000  | 968    | 965    | 12,140 | 829    | 4,643 | 2,727 | 3,941 |
| 50 | 2024-25  | 793 | 874   | 906   | 910   | 958   | 962   | 977   | 936   | 925   | 888   | 1,022  | 993    | 971    | 12,115 | 793    | 4,610 | 2,838 | 3,874 |
| 51 | 2025-26  | 870 | 836   | 881   | 927   | 916   | 975   | 982   | 973   | 938   | 949   | 901    | 1,014  | 996    | 12,158 | 870    | 4,535 | 2,893 | 3,860 |
| 52 | 2026-27  | 870 | 917   | 843   | 901   | 933   | 932   | 995   | 978   | 975   | 963   | 962    | 894    | 1,017  | 12,180 | 870    | 4,526 | 2,948 | 3,836 |
| 53 | 2027-28  | 870 | 917   | 925   | 862   | 907   | 950   | 951   | 991   | 980   | 1,001 | 977    | 955    | 897    | 12,183 | 870    | 4,561 | 2,922 | 3,830 |

**RETENTIONS**

**Exhibit A-1**

|    | A                                                                                                                                  | B      | C       | D       | E       | F       | G       | H       | I       | J       | K       | L       | M       | N       | Q           |
|----|------------------------------------------------------------------------------------------------------------------------------------|--------|---------|---------|---------|---------|---------|---------|---------|---------|---------|---------|---------|---------|-------------|
| 3  | SCHOOL YEAR                                                                                                                        | K      | Gr. 1   | Gr. 2   | Gr. 3   | Gr. 4   | Gr. 5   | Gr. 6   | Gr. 7   | Gr. 8   | Gr. 9   | Gr. 10  | Gr. 11  | Gr. 12  | GRAND TOTAL |
| 24 | 08-09                                                                                                                              | 59.03% | 120.15% | 100.85% | 101.53% | 102.05% | 101.50% | 102.68% | 102.24% | 99.04%  | 105.16% | 100.20% | 98.93%  | 98.09%  | 100.15%     |
| 25 | 09-10                                                                                                                              | 58.81% | 121.91% | 103.18% | 100.96% | 101.39% | 100.89% | 103.42% | 100.98% | 100.73% | 108.64% | 101.60% | 98.67%  | 97.84%  | 101.08%     |
| 26 | 10-11                                                                                                                              | 55.51% | 119.89% | 101.98% | 102.83% | 103.80% | 101.60% | 104.31% | 102.75% | 101.40% | 105.81% | 99.40%  | 97.14%  | 99.59%  | 100.13%     |
| 27 | 11-12                                                                                                                              | 61.39% | 123.21% | 102.05% | 102.63% | 101.92% | 101.72% | 101.69% | 100.95% | 100.11% | 103.82% | 97.55%  | 97.80%  | 101.01% | 99.97%      |
| 28 | 12-13                                                                                                                              | 59.91% | 121.95% | 100.71% | 99.67%  | 102.68% | 99.88%  | 103.04% | 100.78% | 98.32%  | 100.86% | 98.77%  | 97.99%  | 99.39%  | 98.86%      |
| 29 | 13-14                                                                                                                              | 57.61% | 120.23% | 102.67% | 103.06% | 102.57% | 100.00% | 102.12% | 101.42% | 97.80%  | 106.62% | 100.32% | 100.00% | 101.64% | 99.82%      |
| 30 | 14-15                                                                                                                              | 56.33% | 125.50% | 103.25% | 100.23% | 100.23% | 101.09% | 104.45% | 102.42% | 101.08% | 103.93% | 98.00%  | 99.37%  | 99.90%  | 99.64%      |
| 31 | 15-16                                                                                                                              | 59.42% | 125.34% | 105.54% | 101.86% | 101.02% | 99.09%  | 102.48% | 97.82%  | 100.11% | 100.32% | 98.70%  | 97.65%  | 100.85% | 98.79%      |
| 32 | 16-17                                                                                                                              | 64.06% | 128.13% | 105.42% | 105.95% | 100.34% | 101.12% | 102.64% | 101.68% | 100.85% | 104.16% | 100.42% | 99.01%  | 102.09% | 100.92%     |
| 33 | 17-18                                                                                                                              | 89.01% | 126.93% | 103.81% | 107.19% | 102.53% | 103.42% | 101.33% | 103.92% | 101.24% | 104.53% | 100.43% | 99.37%  | 99.67%  | 102.93%     |
| 34 | 18-19                                                                                                                              | 83.04% | 102.69% | 101.17% | 102.81% | 99.15%  | 101.50% | 102.53% | 99.89%  | 99.03%  | 100.00% | 101.51% | 98.71%  | 100.00% | 100.29%     |
| 35 | 19-20                                                                                                                              | 89.60% | 105.13% | 98.25%  | 102.43% | 102.38% | 102.69% | 103.07% | 99.36%  | 100.98% | 104.79% | 100.82% | 99.80%  | 99.13%  | 100.96%     |
| 36 | 20-21                                                                                                                              | 75.77% | 101.01% | 99.89%  | 100.00% | 98.98%  | 98.49%  | 100.00% | 98.36%  | 100.43% | 101.95% | 101.35% | 99.49%  | 99.40%  | 99.09%      |
| 37 | 21-22                                                                                                                              | 90.91% | 111.28% | 101.12% | 102.56% | 100.78% | 104.69% | 103.66% | 102.41% | 100.31% | 103.77% | 102.23% | 98.46%  | 100.41% | 101.04%     |
| 38 | 22-23                                                                                                                              | 83.14% | 103.88% | 103.67% | 103.64% | 101.84% | 101.55% | 101.09% | 98.18%  | 100.31% | 102.60% | 101.14% | 99.79%  | 102.60% | 100.44%     |
| 39 | 2 YR AVG                                                                                                                           | 87.02% | 107.58% | 102.40% | 103.10% | 101.31% | 103.12% | 102.37% | 100.29% | 100.31% | 103.18% | 101.68% | 99.13%  | 101.50% | 100.74%     |
| 40 | 3 YR AVG                                                                                                                           | 83.27% | 105.39% | 101.56% | 102.07% | 100.53% | 101.57% | 101.58% | 99.65%  | 100.35% | 102.77% | 101.57% | 99.25%  | 100.80% | 100.19%     |
| 41 | 5 YR AVG                                                                                                                           | 84.49% | 104.80% | 100.82% | 102.29% | 100.63% | 101.78% | 102.07% | 99.64%  | 100.21% | 102.62% | 101.41% | 99.25%  | 100.31% | 100.37%     |
| 42 | 10 YR AVG                                                                                                                          | 74.89% | 115.01% | 102.48% | 102.97% | 100.98% | 101.36% | 102.34% | 100.54% | 100.21% | 103.27% | 100.49% | 99.17%  | 100.57% | 100.39%     |
| 43 | 15 YR AVG                                                                                                                          | 69.57% | 117.15% | 102.24% | 102.49% | 101.44% | 101.28% | 102.57% | 100.88% | 100.12% | 103.80% | 100.16% | 98.81%  | 100.11% | 100.27%     |
| 44 | Hybrid *                                                                                                                           | 83.27% | 105.39% | 100.82% | 102.29% | 100.63% | 101.78% | 102.07% | 99.64%  | 100.21% | 102.62% | 101.41% | 99.25%  | 100.31% |             |
| 45 |                                                                                                                                    |        |         |         |         |         |         |         |         |         |         |         |         |         |             |
| 46 | Hybrid - Consists of Kindergarten and first grade based on 3 year average retention, and 5 year average retention for grades 2-12. |        |         |         |         |         |         |         |         |         |         |         |         |         |             |
| 47 |                                                                                                                                    |        |         |         |         |         |         |         |         |         |         |         |         |         |             |

**WEST CHESTER AREA SCHOOL DISTRICT  
ENROLLMENT HISTORY DATA**

| <b>BIRTHS</b> |               | <b>SCHOOL YEAR</b> | <b>K</b>         | <b>Gr. 1</b> | <b>Gr. 2</b> | <b>Gr. 3</b> | <b>Gr. 4</b> | <b>Gr. 5</b> | <b>Gr. 6</b> | <b>Gr. 7</b> | <b>Gr. 8</b> | <b>Gr. 9</b> | <b>Gr. 10</b> | <b>Gr. 11</b> | <b>Gr. 12</b> | <b>GRAND TOTAL</b> | <b>K</b> | <b>1-5</b> | <b>6-8</b> | <b>9-12</b> | <b>Total</b> |
|---------------|---------------|--------------------|------------------|--------------|--------------|--------------|--------------|--------------|--------------|--------------|--------------|--------------|---------------|---------------|---------------|--------------------|----------|------------|------------|-------------|--------------|
| <b>YEAR</b>   | <b>AMOUNT</b> |                    |                  |              |              |              |              |              |              |              |              |              |               |               |               |                    |          |            |            |             |              |
| 2002          | 1,236         | <b>07/08</b>       | 655              | 827          | 849          | 879          | 865          | 896          | 936          | 935          | 950          | 979          | 1029          | 940           | 927           | 11,667             | 655      | 4,316      | 2,821      | 3,875       | 11,667       |
| 2003          | 1,191         | <b>08/09</b>       | 703              | 787          | 834          | 862          | 897          | 878          | 920          | 957          | 926          | 999          | 981           | 1018          | 922           | 11,684             | 703      | 4,258      | 2,803      | 3,920       | 11,684       |
| 2004          | 1,248         | <b>09/10</b>       | 734              | 857          | 812          | 842          | 874          | 905          | 908          | 929          | 964          | 1006         | 1015          | 968           | 996           | 11,810             | 734      | 4,290      | 2,801      | 3,985       | 11,810       |
| 2005          | 1,234         | <b>10/11</b>       | 685              | 880          | 874          | 835          | 874          | 888          | 944          | 933          | 942          | 1020         | 1000          | 986           | 964           | 11,825             | 685      | 4,351      | 2,819      | 3,970       | 11,825       |
| 2006          | 1,150         | <b>11/12</b>       | 706              | 844          | 898          | 897          | 851          | 889          | 903          | 953          | 934          | 978          | 995           | 978           | 996           | 11,822             | 706      | 4,379      | 2,790      | 3,947       | 11,822       |
| 2007          | 1,155         | <b>12/13</b>       | 692              | 861          | 850          | 895          | 921          | 850          | 916          | 910          | 937          | 942          | 966           | 975           | 972           | 11,687             | 692      | 4,377      | 2,763      | 3,855       | 11,687       |
| 2008          | 1,123         | <b>13/14</b>       | 647              | 832          | 884          | 876          | 918          | 921          | 868          | 929          | 890          | 999          | 945           | 966           | 991           | 11,666             | 647      | 4,431      | 2,687      | 3,901       | 11,666       |
| 2009          | 1,177         | <b>14/15</b>       | 663              | 812          | 859          | 886          | 878          | 928          | 962          | 889          | 939          | 925          | 979           | 939           | 965           | 11,624             | 663      | 4,363      | 2,790      | 3,808       | 11,624       |
| 2010          | 1,035         | <b>15/16</b>       | 615              | 831          | 857          | 875          | 895          | 870          | 951          | 941          | 890          | 942          | 913           | 956           | 947           | 11,483             | 615      | 4,328      | 2,782      | 3,758       | 11,483       |
| 2011          | 1,049         | <b>16/17</b>       | 672              | 788          | 876          | 908          | 878          | 905          | 893          | 967          | 949          | 927          | 946           | 904           | 976           | 11,589             | 672      | 4,355      | 2,809      | 3,753       | 11,589       |
| 2012          | 1,001         | <b>17/18</b>       | 891 <sup>1</sup> | 853          | 818          | 939          | 931          | 908          | 917          | 928          | 979          | 992          | 931           | 940           | 901           | 11,928             | 891      | 4,449      | 2,824      | 3,764       | 11,928       |
| 2013          | 1,032         | <b>18/19</b>       | 857              | 915          | 863          | 841          | 931          | 945          | 931          | 916          | 919          | 979          | 1007          | 919           | 940           | 11,963             | 857      | 4,495      | 2,766      | 3,845       | 11,963       |
| 2014          | 990           | <b>19/20</b>       | 887              | 901          | 899          | 884          | 861          | 956          | 974          | 925          | 925          | 963          | 987           | 1005          | 911           | 12,078             | 887      | 4,501      | 2,824      | 3,866       | 12,078       |
| 2015          | 1,065         | <b>20/21</b>       | 807              | 896          | 900          | 899          | 875          | 848          | 956          | 958          | 929          | 943          | 976           | 982           | 999           | 11,968             | 807      | 4,417      | 2,843      | 3,900       | 11,967       |
| 2016          | 935           | <b>21/22</b>       | 850              | 898          | 906          | 923          | 906          | 916          | 879          | 979          | 961          | 964          | 964           | 961           | 986           | 12,093             | 850      | 4,549      | 2,819      | 3,875       | 12,093       |
| 2017          | 1,026         | <b>22/23</b>       | 853              | 883          | 931          | 939          | 940          | 920          | 926          | 863          | 982          | 986          | 975           | 962           | 986           | 12,146             | 853      | 4,613      | 2,771      | 3,909       | 12,146       |
| 2018          | 996           | <b>23/24</b>       |                  |              |              |              |              |              |              |              |              |              |               |               |               |                    |          |            |            |             |              |
| 2019          | 952           | <b>24/25</b>       |                  |              |              |              |              |              |              |              |              |              |               |               |               |                    |          |            |            |             |              |
| 2020          | 1,045         | <b>25/26</b>       |                  |              |              |              |              |              |              |              |              |              |               |               |               |                    |          |            |            |             |              |
| 2021 Est      | 1,045         | <b>26/27</b>       |                  |              |              |              |              |              |              |              |              |              |               |               |               |                    |          |            |            |             |              |
| 2022 Est      | 1,045         | <b>27/28</b>       |                  |              |              |              |              |              |              |              |              |              |               |               |               |                    |          |            |            |             |              |

<sup>1</sup> 17/18 Implementation year for Full-Day Kindergarten

## WCASD Share of Total Student Population Analysis

|                                   | 2007-08      | 2008-09      | 2009-10      | 2010-11      | 2011-12      | 2012-13      | 2013-14      | 2014-15      | 2015-16      | 2016-17      | 2017-18      | 2018-19      | 2019-20      | 2020-21      | 2021-22      | 2022-23      |
|-----------------------------------|--------------|--------------|--------------|--------------|--------------|--------------|--------------|--------------|--------------|--------------|--------------|--------------|--------------|--------------|--------------|--------------|
| <b>PRIVATE</b>                    | <b>212</b>   | <b>234</b>   | <b>242</b>   | <b>200</b>   | <b>221</b>   | <b>231</b>   | <b>212</b>   | <b>263</b>   | <b>263</b>   | <b>226</b>   | <b>230</b>   | <b>244</b>   | <b>253</b>   | <b>257</b>   | <b>246</b>   | <b>204</b>   |
| <b>Elementary/Middle</b>          | <b>154</b>   | <b>180</b>   | <b>193</b>   | <b>167</b>   | <b>182</b>   | <b>185</b>   | <b>177</b>   | <b>223</b>   | <b>225</b>   | <b>190</b>   | <b>190</b>   | <b>200</b>   | <b>205</b>   | <b>209</b>   | <b>201</b>   | <b>165</b>   |
| Benchmark (1-8)                   | 16           | 17           | 15           | 16           | 15           | 9            | 9            | 10           | 12           | 9            | 12           | 11           | 15           | 15           | 19           | 16           |
| Centreville School (1-8)          | 6            | 1            | 2            | 3            | 2            | 3            | 3            | 2            | 2            | 2            | 4            | 5            | 3            | 2            | 3            | 2            |
| Concept School (6-12)             | 8            | 8            | 5            | 6            | 5            | 4            | 3            | 1            | 1            | 1            | 2            | 2            | 5            | 4            | 6            | 5            |
| Concordville Prep                 | -            | -            | 1            | -            | -            | -            | -            | -            | -            | -            | -            | -            | -            | -            | -            | -            |
| Copeland Run Academy(K)           | -            | -            | -            | -            | -            | -            | -            | -            | -            | -            | -            | -            | -            | -            | -            | -            |
| Episcopal Academy (K-5) (6-12)    | 18           | 40           | 47           | 40           | 51           | 48           | 50           | 72           | 90           | 85           | 87           | 99           | 93           | 106          | 99           | 72           |
| Grayson School (new 2017-18)      | -            | -            | -            | -            | -            | -            | -            | -            | -            | -            | 1            | 1            | -            | -            | -            | -            |
| Great Beginnings Christian (K)    | 2            | 4            | 6            | 3            | 1            | 3            | 3            | 3            | -            | 2            | -            | 1            | -            | -            | -            | 7            |
| Kimberton Waldorf School (K-12)   | 8            | 8            | 9            | 8            | 6            | 4            | 5            | 10           | 5            | 1            | 1            | 2            | -            | -            | -            | -            |
| Media Children's House (K)        | -            | -            | -            | 4            | 3            | -            | -            | -            | -            | -            | -            | -            | -            | -            | -            | -            |
| Middletown Montessori (K)         | 2            | 1            | -            | 1            | -            | -            | -            | -            | -            | -            | -            | -            | -            | -            | -            | -            |
| Montgomery School (K-8)           | 19           | 17           | 19           | 20           | 27           | 29           | 25           | 32           | 23           | 18           | 15           | 14           | 8            | 10           | 6            | 4            |
| Nova Trails Acton Academy         |              |              |              |              |              |              |              |              |              |              |              |              |              |              |              | 1            |
| Pilot School (1-8)                | 4            | 4            | 4            | 4            | 5            | 4            | 3            | 3            | 4            | 3            | 4            | 2            | 2            | 2            | 3            | 1            |
| Regina Luminus                    | -            | 7            | 11           | 15           | 22           | 25           | 21           | 19           | 24           | -            | 10           | 18           | 19           | 16           | 16           | 19           |
| Springton Lake Montessori (K)     | -            | -            | 3            | 2            | -            | 2            | -            | -            | -            | -            | 2            | 1            | -            | -            | -            | -            |
| The Phelps School (8-12)          | 1            | 1            | 2            | 3            | 2            | 4            | 2            | 2            | 3            | 2            | 2            | 2            | 2            | 3            | 1            | 1            |
| The School in Rose Valley (K-6)   | 1            | 1            | 1            | 2            | 2            | 2            | 2            | 2            | -            | -            | -            | -            | -            | -            | -            | -            |
| The Walden School (K-8)           | 1            | 1            | 1            | 2            | 6            | 2            | -            | 4            | 6            | 3            | 1            | 1            | 1            | 1            | -            | -            |
| Tower Hill (K-12)                 | 7            | 8            | 7            | 3            | 4            | 4            | 4            | 8            | 8            | 8            | 2            | 4            | 7            | 6            | 10           | 12           |
| Upattinas Resource School (K-12)  | 10           | 9            | 7            | 6            | 5            | 6            | 1            | closed       | -            | -            | -            | -            | -            | -            | -            | -            |
| Upland Country Day School (K-9)   | 27           | 28           | 23           | 10           | 6            | 7            | 11           | 5            | 6            | 12           | 10           | 14           | 22           | 16           | 13           | 12           |
| Willistown Malvern Montessori (K) | 12           | 11           | 14           | 9            | 9            | 16           | 18           | 19           | 21           | 23           | 19           | 13           | 17           | 20           | -            | -            |
| Willistown Country Day            | -            | -            | -            | -            | -            | -            | -            | -            | -            | -            | -            | -            | -            | -            | 17           | 7            |
| Wilmington Montessori (K)         | 4            | 4            | 4            | 1            | -            | -            | -            | -            | -            | -            | -            | -            | -            | -            | -            | -            |
| Woodlynde School (K-12)           | 8            | 10           | 12           | 9            | 11           | 13           | 14           | 16           | 14           | 8            | 9            | 6            | 6            | 8            | 8            | 6            |
| YMCA Kindergarten                 | -            | -            | -            | -            | -            | -            | 3            | 15           | 6            | 13           | 9            | 4            | 5            | -            | -            | -            |
| <b>High School</b>                | <b>58</b>    | <b>54</b>    | <b>49</b>    | <b>33</b>    | <b>39</b>    | <b>46</b>    | <b>35</b>    | <b>40</b>    | <b>38</b>    | <b>36</b>    | <b>40</b>    | <b>44</b>    | <b>48</b>    | <b>48</b>    | <b>45</b>    | <b>39</b>    |
| Crossroads (K-8)                  | 18           | 17           | 16           | closed       | -            | -            | -            | -            | -            | -            | -            | -            | -            | -            | -            | -            |
| Devon Prep (6-12)                 | 38           | 33           | 27           | 25           | 29           | 41           | 32           | 37           | 36           | 33           | 36           | 42           | 47           | 46           | 44           | 36           |
| Hilltop Preparatory (7-12)        | 2            | 4            | 6            | 8            | 10           | 5            | 3            | 3            | 2            | 3            | 4            | 2            | 1            | 2            | 1            | 3            |
| Phil Acad / Concord Prep (9-12)   | -            | -            | -            | -            | -            | -            | -            | -            | -            | -            | -            | -            | -            | -            | -            | -            |
| <b>RELIGIOUS</b>                  | <b>3,876</b> | <b>3,784</b> | <b>3,600</b> | <b>3,252</b> | <b>3,151</b> | <b>3,058</b> | <b>2,776</b> | <b>2,706</b> | <b>2,838</b> | <b>2,666</b> | <b>2,477</b> | <b>2,315</b> | <b>2,235</b> | <b>2,294</b> | <b>2,248</b> | <b>2,150</b> |
| <b>Elementary/Middle</b>          | <b>2,321</b> | <b>2,241</b> | <b>2,125</b> | <b>1,973</b> | <b>1,850</b> | <b>1,805</b> | <b>1,682</b> | <b>1,618</b> | <b>1,615</b> | <b>1,476</b> | <b>1,329</b> | <b>1,226</b> | <b>1,158</b> | <b>1,242</b> | <b>1,204</b> | <b>1,139</b> |
| Church Farm School (6-12)         | 6            | 5            | 3            | 4            | 3            | 3            | 4            | 4            | 4            | 3            | 3            | 1            | -            | -            | -            | 2            |
| Episcopal Academy (K-5) (6-12)    | 18           | 40           | 47           | 40           | 51           | 48           | 50           | 72           | 90           | 85           | 87           | 99           | 93           | 106          | 99           | 72           |
| Holy Family Regional Catholic     | -            | -            | -            | -            | -            | -            | -            | -            | -            | -            | -            | -            | -            | 1            | 1            | 1            |
| Riverstone United Christian Ac    | -            | -            | -            | -            | -            | -            | -            | -            | -            | -            | -            | -            | -            | -            | 4            | 13           |
| St. Agnes (K-8)                   | 373          | 316          | 304          | 289          | 287          | 295          | 260          | 271          | 267          | 231          | 229          | 202          | 204          | 202          | 195          | 176          |
| St. Maximilian Kolbe (K-8)        | 323          | 319          | 304          | 283          | 248          | 226          | 208          | 189          | 187          | 159          | 151          | 135          | 130          | 124          | 112          | 106          |
| Sts. Peter & Paul (K-8)           | 382          | 391          | 377          | 364          | 375          | 367          | 350          | 334          | 349          | 338          | 312          | 292          | 289          | 284          | 269          | 254          |
| Sts. Philip & James School (K-8)  | 341          | 336          | 314          | 275          | 227          | 199          | 184          | 164          | 152          | 125          | 88           | 71           | 48           | 63           | 60           | 60           |

## WCASD Share of Total Student Population Analysis

|                                    | 2007-08    | 2008-09    | 2009-10    | 2010-11    | 2011-12    | 2012-13    | 2013-14    | 2014-15    | 2015-16    | 2016-17    | 2017-18    | 2018-19    | 2019-20    | 2020-21    | 2021-22    | 2022-23    |
|------------------------------------|------------|------------|------------|------------|------------|------------|------------|------------|------------|------------|------------|------------|------------|------------|------------|------------|
| Sts. Simon & Jude School (K-8)     | 390        | 384        | 376        | 362        | 354        | 342        | 337        | 335        | 338        | 317        | 294        | 296        | 265        | 248        | 256        | 260        |
| Villa Maria Academy - Lower (K-8)  | 160        | 149        | 148        | 125        | 118        | 124        | 115        | 110        | 122        | 110        | 89         | 81         | 86         | 89         | 81         | 69         |
| St. Thomas the Apostle (K-8)       | 44         | 38         | 28         | 26         | 24         | 24         | 26         | 31         | 29         | 33         | 31         | 32         | 28         | 21         | 16         | 17         |
| St. Norbert's School (K-8)         | 21         | 18         | 15         | 15         | 12         | 11         | 7          | 5          | 2          | 6          | 4          | 4          | 5          | 7          | 5          | 7          |
| St. Aloysius Academy (K-8)         | 54         | 54         | 51         | 44         | 32         | 34         | 35         | 33         | 27         | 18         | 18         | 14         | 11         | 16         | 21         | 17         |
| St. Anastasia School (K-8)         |            | -          | -          | 1          | -          | -          | -          | 6          | 4          | 4          | 4          | 2          | 2          | 1          | 1          | 1          |
| St. Patrick's School (K-8)         | 134        | 113        | 104        | 85         | 84         | 97         | 73         | 68         | 71         | 73         | 64         | 59         | 56         | 54         | 55         | 65         |
| St. Edmond's Academy (K-8)         | 11         | 14         | 11         | 8          | 5          | 7          | 6          | -          | 5          | 3          | 3          | 4          | 3          | -          | -          | -          |
| St. Matthews                       | -          | -          | -          | 1          | -          | -          | -          | 1          | 1          | 1          | -          | -          | -          | -          | -          | -          |
| St. Monica's School (K-8)          | 2          | 1          | -          | -          | -          | -          | -          | -          | -          | -          | -          | -          | -          | -          | -          | -          |
| St. Mary Magdalen - DE (K-8)       | -          | -          | -          | -          | -          | 1          | 1          | -          | -          | -          | -          | -          | 1          | 1          | 1          | -          |
| St. Mary Magdalen -Media (K-8)     | 20         | 24         | 24         | 29         | 26         | 24         | 29         | 23         | 21         | 20         | 10         | 10         | 11         | 9          | 8          | 2          |
| St. Elizabeth (K-8)                | 2          | 4          | 3          | 3          | 3          | 5          | 6          | 4          | 3          | 2          | 2          | 2          | -          | -          | -          | -          |
| Country Day-Sacred Heart (K-12)    | 30         | 43         | 31         | 23         | 20         | 17         | 11         | 15         | 13         | 17         | 15         | 11         | 14         | 9          | 11         | 12         |
| St. Basil the Great (K-8)          | -          | -          | -          | -          | -          | -          | -          | -          | -          | -          | -          | -          | -          | -          | -          | -          |
| St. Cornelius School (K-8)         | 21         | 25         | 24         | 27         | 24         | 21         | 18         | 16         | 15         | 12         | 10         | 6          | -          | -          | -          | -          |
| St. Francis deSales (K-8)          | 1          | -          | 1          | 2          | -          | 3          | 6          | 9          | -          | -          | -          | -          | -          | -          | -          | -          |
| Pope John Paul                     | -          | -          | -          | -          | -          | -          | 1          | 1          | 1          | -          | -          | -          | -          | -          | -          | -          |
| St. Joe's - Downingtown (K-8)      | 12         | 12         | 10         | 11         | 11         | 8          | 9          | 3          | 8          | 7          | 5          | 5          | 5          | 7          | 9          | 7          |
| <b>Catholic High School</b>        | <b>970</b> | <b>947</b> | <b>939</b> | <b>814</b> | <b>803</b> | <b>819</b> | <b>762</b> | <b>725</b> | <b>812</b> | <b>784</b> | <b>768</b> | <b>727</b> | <b>700</b> | <b>663</b> | <b>616</b> | <b>595</b> |
| Academy of Notre Dame (6-12)       | 64         | 57         | 76         | 69         | 72         | 70         | 48         | 52         | 49         | 45         | 55         | 64         | 55         | 67         | 68         | 66         |
| Archmere Academy (9-12)            | 37         | 32         | 33         | 29         | 31         | 30         | 38         | 47         | 50         | 54         | 52         | 52         | 48         | 42         | 23         | 25         |
| Bishop Shanahan (9-12)             | 496        | 472        | 440        | 413        | 395        | 416        | 375        | 341        | 338        | 304        | 305        | 282        | 304        | 283        | 259        | 230        |
| Cardinal O'Hara (9-12)             | 12         | 17         | 15         | 12         | 12         | 8          | 10         | 10         | 12         | 11         | 8          | 7          | 6          | 7          | 7          | 7          |
| Malvern Prep (6-12)                | 132        | 119        | 130        | 72         | 70         | 71         | 75         | 80         | 135        | 137        | 144        | 143        | 132        | 138        | 136        | 136        |
| Salesianum (9-12)                  | 77         | 75         | 82         | 71         | 65         | 70         | 67         | 76         | 85         | 86         | 69         | 39         | 30         | 27         | 28         | 34         |
| Villa Maria Academy - Upper (9-12) | 152        | 175        | 163        | 148        | 158        | 154        | 149        | 119        | 143        | 147        | 135        | 140        | 125        | 99         | 95         | 97         |
| <b>Other - Elementary/Middle</b>   | <b>446</b> | <b>448</b> | <b>394</b> | <b>325</b> | <b>375</b> | <b>336</b> | <b>248</b> | <b>270</b> | <b>329</b> | <b>331</b> | <b>303</b> | <b>289</b> | <b>301</b> | <b>317</b> | <b>349</b> | <b>336</b> |
| Albert Einstein Academy (K-12)     | 3          | 2          | 1          | 1          | 2          | 2          | -          | -          | 2          | 2          | 2          | -          | -          | -          | -          | -          |
| American Christian Academy (K-12)  | 1          | 1          | -          | -          | -          | -          | -          | -          | -          | -          | -          | -          | -          | -          | -          | -          |
| Beth Israel Kindergarten           | -          | -          | -          | -          | -          | -          | -          | -          | -          | -          | -          | -          | -          | 2          | -          | -          |
| Christ Memorial (K)                | 15         | 21         | 19         | 21         | 21         | 16         | 11         | 22         | 17         | 21         | 16         | 16         | 15         | 18         | 12         | 19         |
| Christian Academy (K-12)           | 14         | 14         | 12         | 9          | 12         | 4          | 3          | 5          | 4          | 1          | 2          | 3          | 2          | 2          | 5          | 5          |
| Del County Christian Lower (K-5)   | 65         | 52         | 53         | 45         | 32         | 29         | 22         | 31         | 17         | 17         | 22         | 25         | 31         | 35         | 50         | 49         |
| Goshen Friends (K-5)               | 36         | 38         | 39         | 26         | 28         | 34         | 22         | 11         | 29         | 20         | closed     | -          | -          | -          | -          | -          |
| Kesher Israel (K)                  | 14         | 14         | 14         | 13         | 16         | 12         | 12         | 12         | 8          | 15         | closed     | -          | -          | -          | -          | -          |
| Landmark Christian School (K-12)   |            | -          | -          | closed     | -          | -          | -          | -          | -          | -          | -          | -          | -          | -          | -          | -          |
| Media Providence Friends (K-8)     | 2          | 1          | 3          | 1          | 3          | 2          | 1          | -          | 1          | 2          | 2          | 1          | 1          | 1          | 1          | 1          |
| Perfect Start Christian (K)        | -          | -          | -          | closed     | -          | -          | -          | -          | -          | -          | -          | -          | -          | -          | -          | -          |
| Stratford Friends                  | -          | -          | -          | 2          | 2          | -          | -          | 2          | 2          | 1          | 2          | 6          | 4          | 4          | 4          | 5          |
| WC Church of Nazarene              | 1          | -          | -          | -          | -          | -          | -          | -          | -          | -          | -          | -          | -          | -          | -          | -          |
| WC Christian School (K-12)         | 69         | 66         | 64         | 45         | 79         | 64         | 36         | 32         | 55         | 49         | 48         | 36         | 31         | 36         | 41         | 41         |
| WC Friends School (K-5)            | 29         | 37         | 17         | 24         | 32         | 32         | 30         | 34         | 34         | 29         | 43         | 38         | 31         | 26         | 22         | 18         |
| Westtown School (K-12)             | 180        | 189        | 165        | 126        | 129        | 123        | 92         | 95         | 128        | 145        | 143        | 145        | 162        | 141        | 147        | 137        |



## WCASD Share of Total Student Population Analysis

|                                 | <u>2007-08</u> | <u>2008-09</u> | <u>2009-10</u> | <u>2010-11</u> | <u>2011-12</u> | <u>2012-13</u> | <u>2013-14</u> | <u>2014-15</u> | <u>2015-16</u> | <u>2016-17</u> | <u>2017-18</u> | <u>2018-19</u> | <u>2019-20</u> | <u>2020-21</u> | <u>2021-22</u> | <u>2022-23</u> |
|---------------------------------|----------------|----------------|----------------|----------------|----------------|----------------|----------------|----------------|----------------|----------------|----------------|----------------|----------------|----------------|----------------|----------------|
| Devereux Day Phoenixville       | -              | -              | -              | -              | -              | -              | -              | -              | 1              | -              | -              | -              | -              | -              | -              | -              |
| Devereux Kanner (K-12)          | 2              | 2              | 3              | 2              | 2              | -              | -              | 1              | 1              | -              | 8              | 5              | 5              | 3              | 2              | 3              |
| Devereux Mapleton (K-12)        | -              | -              | -              | 2              | -              | -              | 1              | 1              | 1              | 1              | 1              | 2              | 2              | 2              | -              | 1              |
| Don Guanella School (K-12)      | -              | -              | -              | -              | -              | -              | -              | -              | -              | -              | -              | -              | -              | -              | -              | -              |
| Elwyn Alternative Program (K-6) | 1              | -              | -              | -              | -              | -              | -              | -              | -              | -              | -              | -              | -              | -              | -              | -              |
| Elwyn Connections (6-12)        | 2              | 2              | 1              | 1              | 1              | 1              | -              | 1              | -              | 1              | 1              | 1              | 1              | -              | -              | -              |
| Elwyn Davidson Program (K-12)   | 5              | 6              | 7              | 5              | 7              | 7              | 3              | 2              | 2              | -              | 1              | 2              | 2              | 2              | 1              | -              |
| Fusion Academy                  | -              | -              | -              | -              | -              | -              | -              | -              | -              | -              | -              | -              | -              | -              | 1              | -              |
| George Crothers                 | -              | -              | 1              | 2              | 2              | 1              | 2              | 1              | 3              | 3              | 2              | -              | -              | -              | -              | -              |
| Great Valley MDS                | -              | -              | -              | -              | -              | 1              | 2              | 1              | -              | -              | -              | -              | -              | -              | -              | -              |
| Green Valley                    | -              | -              | 1              | -              | -              | -              | 2              | -              | -              | -              | -              | -              | -              | -              | -              | -              |
| HMS                             | -              | -              | 1              | 2              | 2              | 1              | 1              | 1              | 2              | 2              | 1              | 1              | 1              | -              | -              | -              |
| Insight Partial Program (K-5)   | -              | 2              | 2              | 1              | 2              | 1              | 2              | closed         | -              | -              | -              | -              | -              | -              | -              | -              |
| K.D Markley                     | -              | -              | -              | 2              | 1              | -              | -              | -              | -              | -              | -              | -              | -              | -              | -              | -              |
| Lindamood Bell                  | -              | -              | -              | -              | -              | -              | 2              | -              | -              | -              | -              | -              | -              | -              | -              | -              |
| Magnolia School                 | -              | -              | -              | closed         | -              | -              | -              | -              | -              | -              | -              | -              | -              | -              | -              | -              |
| Main Line Academy               | -              | -              | -              | -              | -              | -              | -              | -              | -              | -              | -              | -              | -              | -              | -              | -              |
| Martin Luther School (1-12)     | -              | -              | -              | -              | -              | -              | -              | -              | -              | -              | -              | 1              | -              | -              | -              | -              |
| Milagre Kids                    | -              | -              | 1              | 1              | 1              | 1              | 2              | 2              | 3              | 3              | 3              | 3              | 3              | 2              | -              | -              |
| Mill Creek School               | -              | -              | -              | -              | -              | -              | 1              | 1              | 1              | -              | -              | -              | -              | -              | -              | -              |
| Overbrook School/Blind (K-12)   | 2              | 3              | 2              | 2              | 1              | 1              | 1              | -              | 1              | 1              | 2              | 2              | 2              | 2              | 2              | 2              |
| PAALS                           | -              | -              | -              | -              | -              | -              | -              | 1              | 1              | 1              | 1              | -              | 1              | 1              | 1              | 1              |
| Pa School for the Deaf          | -              | -              | -              | 2              | -              | 2              | 2              | -              | 1              | 1              | 1              | 1              | 1              | 1              | 2              | 2              |
| Pathway (K-12)                  | 1              | -              | 1              | 2              | 2              | 1              | -              | -              | -              | 4              | 4              | 6              | 5              | 5              | 3              | 4              |
| Pennington School               | 1              | 1              | -              | -              | -              | -              | -              | -              | -              | -              | -              | -              | -              | -              | -              | -              |
| Penn London Elem (K-5)          | -              | -              | -              | -              | -              | -              | -              | -              | -              | -              | -              | -              | -              | -              | -              | -              |
| Project Search                  | -              | -              | -              | -              | -              | -              | -              | 4              | 2              | 3              | 3              | 1              | 1              | 1              | -              | 1              |
| Scranton School/Deaf (9-12)     | 2              | 1              | 1              | -              | -              | -              | -              | -              | -              | -              | -              | -              | -              | -              | -              | -              |
| South Elementary                | 1              | -              | -              | -              | -              | -              | -              | -              | -              | -              | -              | -              | -              | -              | -              | -              |
| Strath Haven                    | 1              | 1              | 1              | -              | -              | -              | -              | -              | -              | 1              | 1              | 1              | 1              | 1              | 1              | -              |
| Talk Institute                  | -              | -              | -              | 1              | 2              | 3              | 4              | 4              | 4              | 5              | 5              | 4              | 3              | 3              | 1              | 1              |
| The Melmark School (9-12)       | -              | 1              | -              | 1              | 1              | 2              | 2              | 1              | 1              | 2              | 2              | 1              | -              | -              | 1              | 1              |
| Timothy School (K-12)           | 4              | 3              | 3              | 3              | 2              | 2              | 2              | 2              | 2              | 3              | 2              | 2              | 2              | 2              | 2              | 5              |
| Transitional Learning Program   | -              | -              | -              | -              | -              | 7              | 8              | -              | 6              | 8              | 4              | 6              | 6              | -              | -              | -              |
| Transitional Work Program       | -              | -              | -              | -              | -              | -              | -              | -              | -              | 8              | -              | 2              | 2              | 3              | 2              | 3              |
| Unionville MDS                  | 2              | 2              | 3              | 1              | 1              | 1              | -              | -              | -              | -              | -              | -              | -              | -              | -              | -              |
| Vanguard School (K-12)          | 19             | 16             | 13             | 12             | 12             | 12             | 11             | 9              | 11             | 13             | 16             | 16             | 15             | 13             | 9              | 16             |
| Western PA School/Deaf (9-12)   | -              | -              | -              | -              | -              | -              | -              | -              | -              | -              | -              | -              | -              | -              | -              | -              |
| White Clay Learning Center      | -              | -              | -              | -              | -              | -              | -              | -              | -              | -              | -              | -              | 1              | 1              | -              | -              |
| Wordsworth Academy (K-12)       | -              | -              | -              | -              | -              | -              | -              | -              | -              | -              | -              | -              | -              | -              | -              | -              |
|                                 |                |                |                |                |                |                |                |                |                |                |                |                |                |                |                |                |
|                                 |                |                |                |                |                |                |                |                |                |                |                |                |                |                |                |                |
| <b>CHESTER COUNTY IU</b>        | <b>68</b>      | <b>78</b>      | <b>97</b>      | <b>77</b>      | <b>97</b>      | <b>84</b>      | <b>125</b>     | <b>106</b>     | <b>94</b>      | <b>107</b>     | <b>136</b>     | <b>146</b>     | <b>129</b>     | <b>131</b>     | <b>99</b>      | <b>120</b>     |
| Aspire                          | -              | -              | -              | -              | -              | -              | -              | 1              | 1              | 8              | 3              | 3              | -              | 1              | 1              | 1              |
| CCIU Learning Center            | -              | -              | -              | -              | -              | -              | -              | -              | -              | -              | 17             | 17             | 10             | 16             | 18             | 19             |
| Child Development Center (K-12) | 45             | 46             | 60             | 54             | 66             | 52             | 35             | 32             | 27             | 29             | 22             | 25             | 19             | 20             | 22             | 32             |



## WCASD Share of Total Student Population Analysis

|                                        | 2007-08       | 2008-09       | 2009-10       | 2010-11       | 2011-12       | 2012-13       | 2013-14       | 2014-15       | 2015-16       | 2016-17       | 2017-18       | 2018-19       | 2019-20       | 2020-21       | 2021-22       | 2022-23       |
|----------------------------------------|---------------|---------------|---------------|---------------|---------------|---------------|---------------|---------------|---------------|---------------|---------------|---------------|---------------|---------------|---------------|---------------|
| Stanley K Landis                       | -             | -             | -             | -             | -             | -             | -             | -             | -             | -             | -             | -             | -             | -             | -             | 7             |
| TCHS Brandywine (9-12)                 | 14            | 15            | 19            | 7             | 11            | 4             | 5             | 7             | 18            | 9             | 29            | 30            | 22            | 13            | 14            | 15            |
| TCSH Pennock's Bridge                  | -             | -             | -             | -             | -             | -             | -             | -             | -             | 1             | 2             | 2             | 2             | -             | -             | -             |
| TCHS Pickering (9-12)                  | 9             | 17            | 18            | 16            | 20            | 28            | 20            | 16            | 15            | 24            | 20            | 22            | 23            | 16            | 13            | 10            |
| PSE programs                           | -             | -             | -             | -             | -             | -             | 65            | 50            | 33            | 36            | 43            | 47            | 53            | 65            | 31            | 36            |
| <b>ALTERNATIVE SCHOOLS</b>             | <b>48</b>     | <b>62</b>     | <b>63</b>     | <b>41</b>     | <b>39</b>     | <b>59</b>     | <b>62</b>     | <b>63</b>     | <b>35</b>     | <b>58</b>     | <b>31</b>     | <b>39</b>     | <b>22</b>     | <b>13</b>     | <b>13</b>     | <b>-</b>      |
| Case/Reach/Steps(6-12)                 | 24            | 26            | 28            | -             | 3             | 10            | 11            | 1             | -             | 11            | closed        | -             | -             | -             | -             | -             |
| CHAAMP                                 | -             | -             | -             | -             | -             | -             | 1             | -             | -             | 2             | 3             | 2             | 2             | -             | -             | -             |
| Changes (6-12)                         | -             | 4             | -             | 5             | 6             | 4             | 3             | 6             | 2             | -             | 4             | 1             | 1             | 2             | 2             | -             |
| Career Acad                            | -             | -             | -             | -             | -             | -             | 11            | 10            | -             | 6             | closed        | -             | -             | -             | -             | -             |
| Trans Ed Acad/APT Acad (2016-17)       | -             | -             | -             | 5             | 7             | 11            | 9             | 29            | 23            | 31            | 24            | 32            | 19            | 11            | 11            | -             |
| Chester Co Middle College H.S.         | 5             | 5             | 7             | 6             | 2             | -             | -             | closed        | -             | -             | -             | -             | -             | -             | -             | -             |
| Choices (6-12)                         | 3             | 5             | 9             | -             | -             | -             | -             | closed        | -             | -             | -             | -             | -             | -             | -             | -             |
| Gateway(combined with TCHS Brandywine) | -             | -             | -             | -             | -             | 12            | 12            | 15            | 10            | 8             | -             | -             | -             | -             | -             | -             |
| Glen Mills Day School (6-12)           | 10            | 16            | 13            | 21            | 14            | 10            | 1             | 2             | -             | -             | -             | 4             | -             | -             | -             | -             |
| Horizons                               | -             | -             | -             | -             | -             | -             | -             | -             | -             | -             | closed        | -             | -             | -             | -             | -             |
| Impact (6-12)                          | 6             | 6             | 6             | 4             | 7             | 12            | 14            | closed        | -             | -             | -             | -             | -             | -             | -             | -             |
| New Life (7-12)                        | -             | -             | -             | -             | -             | -             | -             | -             | -             | -             | closed        | -             | -             | -             | -             | -             |
| <b>HOME SCHOOLED</b>                   | <b>176</b>    | <b>188</b>    | <b>165</b>    | <b>165</b>    | <b>165</b>    | <b>176</b>    | <b>168</b>    | <b>150</b>    | <b>163</b>    | <b>173</b>    | <b>168</b>    | <b>166</b>    | <b>166</b>    | <b>287</b>    | <b>242</b>    | <b>249</b>    |
| <b>Total Out-of-District</b>           | <b>4,934</b>  | <b>4,938</b>  | <b>4,760</b>  | <b>4,354</b>  | <b>4,331</b>  | <b>4,319</b>  | <b>4,069</b>  | <b>4,030</b>  | <b>4,160</b>  | <b>3,975</b>  | <b>3,719</b>  | <b>3,483</b>  | <b>3,347</b>  | <b>3,503</b>  | <b>3,316</b>  | <b>3,174</b>  |
| <b>% of Total</b>                      | <b>29.7%</b>  | <b>29.7%</b>  | <b>28.7%</b>  | <b>26.9%</b>  | <b>26.8%</b>  | <b>27.0%</b>  | <b>25.9%</b>  | <b>25.7%</b>  | <b>26.6%</b>  | <b>25.5%</b>  | <b>23.8%</b>  | <b>22.5%</b>  | <b>21.7%</b>  | <b>22.6%</b>  | <b>21.5%</b>  | <b>20.7%</b>  |
| <b>Total In-District</b>               | <b>11,667</b> | <b>11,684</b> | <b>11,810</b> | <b>11,825</b> | <b>11,822</b> | <b>11,687</b> | <b>11,666</b> | <b>11,624</b> | <b>11,483</b> | <b>11,589</b> | <b>11,928</b> | <b>11,963</b> | <b>12,078</b> | <b>11,968</b> | <b>12,093</b> | <b>12,146</b> |
| <b>% of Total</b>                      | <b>70.3%</b>  | <b>70.3%</b>  | <b>71.3%</b>  | <b>73.1%</b>  | <b>73.2%</b>  | <b>73.0%</b>  | <b>74.1%</b>  | <b>74.3%</b>  | <b>73.4%</b>  | <b>74.5%</b>  | <b>76.2%</b>  | <b>77.5%</b>  | <b>78.3%</b>  | <b>77.4%</b>  | <b>78.5%</b>  | <b>79.3%</b>  |
| <b>Total Students</b>                  | <b>16,601</b> | <b>16,622</b> | <b>16,570</b> | <b>16,179</b> | <b>16,153</b> | <b>16,006</b> | <b>15,735</b> | <b>15,654</b> | <b>15,643</b> | <b>15,564</b> | <b>15,647</b> | <b>15,446</b> | <b>15,425</b> | <b>15,471</b> | <b>15,409</b> | <b>15,320</b> |
| <b>Share Change Year-to-Year</b>       | <b>0.29%</b>  | <b>0.02%</b>  | <b>1.40%</b>  | <b>2.55%</b>  | <b>0.14%</b>  | <b>-0.23%</b> | <b>1.54%</b>  | <b>0.16%</b>  | <b>-1.14%</b> | <b>1.44%</b>  | <b>2.38%</b>  | <b>1.60%</b>  | <b>1.10%</b>  | <b>-1.21%</b> | <b>1.45%</b>  | <b>1.02%</b>  |





**WEST CHESTER AREA SCHOOL DISTRICT**  
**October 17, 2022**

**Superintendent’s Recommendation for the 2023-24 Building Budget Funding**

- **Total Building Budget Funding** (See Attachment A). The total 2023-24 building budget allocation is \$2,607,617 or \$116,219 more than the 2022-23 year. The amount is \$16,563 more than projected in the Budget Forecast Model.
- **Per Pupil Allocation (PPA)** Of the total building budget funding, the recommended per pupil budget allocation for the 2023-24 year is \$1,995,257 or \$116,219 (6.19%) more than last year. This allocation is based on a factor of \$146.78, which is an increase from \$134.20 (9.37%) in the prior year. School enrollments are projected to decrease by 6 for the 2023-24 school year. Weighting factors were kept consistent with the prior year for elementary schools and changed to 1.02 and 1.35 for the middle and high schools, respectively.
- **Activity Budgets for the Secondary Schools** The total building budget funding includes a separate budget for fixed activity expenses (athletics) in the amount of \$612,360.

See the history of fixed activity expenses below:

| YEAR    | MIDDLE    | HIGH       | Rustin Gate        | TOTAL      | ANNUAL  | CUMULATIVE | CPI % | CUMULATIVE |
|---------|-----------|------------|--------------------|------------|---------|------------|-------|------------|
|         |           |            | Receipt Supplement |            | % INCR. | % INCR.    | INCR. | % INCR.    |
| 2002-03 | \$ 34,500 | \$ 112,000 | \$ -               | \$ 327,500 | 3.6%    | 14.3%      | 3.3%  | 21.3%      |
| 2003-04 | \$ 34,500 | \$ 112,000 | \$ -               | \$ 327,500 | 0.0%    | 14.3%      | 2.1%  | 23.4%      |
| 2004-05 | \$ 34,500 | \$ 122,000 | \$ -               | \$ 347,500 | 6.1%    | 20.4%      | 1.8%  | 25.2%      |
| 2005-06 | \$ 37,500 | \$ 122,000 | \$ -               | \$ 356,500 | 2.6%    | 23.0%      | 4.4%  | 29.6%      |
| 2006-07 | \$ 39,000 | \$ 128,000 | \$ 25,000          | \$ 526,000 | 4.6% *  | 27.6%      | 3.4%  | 33.0%      |
| 2007-08 | \$ 41,000 | \$ 155,000 | \$ 10,000          | \$ 588,000 | 11.8%   | 39.4%      | 4.4%  | 37.4%      |
| 2008-09 | \$ 41,000 | \$ 155,000 | \$ 10,000          | \$ 588,000 | 0.0%    | 39.4%      | 1.6%  | 39.0%      |
| 2009-10 | \$ 41,000 | \$ 155,000 | \$ 10,000          | \$ 588,000 | 0.0%    | 39.4%      | 5.2%  | 44.2%      |
| 2010-11 | \$ 39,770 | \$ 145,350 | \$ 10,000          | \$ 555,360 | -5.6%   | 33.9%      | -2.0% | 42.2%      |
| 2011-12 | \$ 39,770 | \$ 145,350 | \$ 10,000          | \$ 555,360 | 0.0%    | 33.9%      | 1.9%  | 44.1%      |
| 2012-13 | \$ 39,770 | \$ 145,350 | \$ 10,000          | \$ 555,360 | 0.0%    | 33.9%      | 2.8%  | 46.9%      |
| 2013-14 | \$ 39,770 | \$ 145,350 | \$ -               | \$ 555,360 | 0.0%    | 33.9%      | 1.3%  | 48.2%      |
| 2014-15 | \$ 39,770 | \$ 146,850 | \$ -               | \$ 559,860 | 0.8%    | 34.7%      | 1.5%  | 49.7%      |
| 2015-16 | \$ 39,770 | \$ 146,850 | \$ -               | \$ 559,860 | 0.0%    | 34.7%      | 1.8%  | 51.5%      |
| 2016-17 | \$ 39,770 | \$ 146,850 | \$ -               | \$ 559,860 | 0.0%    | 34.7%      | 0.2%  | 51.7%      |
| 2017-18 | \$ 39,770 | \$ 154,350 | \$ -               | \$ 582,360 | 4.0%    | 38.7%      | 0.1%  | 51.8%      |
| 2018-19 | \$ 39,770 | \$ 154,350 | \$ -               | \$ 582,360 | 0.0%    | 38.7%      | 0.7%  | 52.5%      |
| 2019-20 | \$ 39,770 | \$ 154,350 | \$ -               | \$ 582,360 | 0.0%    | 38.7%      | 1.9%  | 54.4%      |
| 2020-21 | \$ 49,770 | \$ 154,350 | \$ -               | \$ 612,360 | 5.2%    | 43.9%      | 2.1%  | 56.5%      |
| 2021-22 | \$ 49,770 | \$ 154,350 | \$ -               | \$ 612,360 | 0.0%    | 43.9%      | 0.1%  | 56.6%      |
| 2022-23 | \$ 49,770 | \$ 154,350 | \$ -               | \$ 612,360 | 0.0%    | 43.9%      | 4.9%  | 61.5%      |
| 2023-24 | \$ 49,770 | \$ 154,350 | \$ -               | \$ 612,360 | 0.0%    | 43.9%      | 8.8%  | 70.3%      |

\* Calculation of increase excludes additional costs for third high school.

- **History of PPA Factor and Analysis of 2023-24 Recommended Funding**

Below is a 10-year history of the PPA factor and CPI:

| <u>YEAR</u> | <u>Kinderg.</u> | <u>Elem.</u> | <u>Middle</u> | <u>High</u> | <u>Sp. Ed.</u> | <u>PPA</u> | <u>% INCR.</u> | <u>CPI INCR.</u> | <u>TOTAL PPA</u> |
|-------------|-----------------|--------------|---------------|-------------|----------------|------------|----------------|------------------|------------------|
| 2014-15     | 0.5             | 1.0          | 1.16          | 1.41        | Regular        | \$ 134.20  | 0.0%           | 1.5%             | \$ 2,648,676     |
| 2015-16     | 0.5             | 1.0          | 1.16          | 1.41        | Regular        | \$ 134.20  | 0.0%           | 1.8%             | \$ 2,340,038     |
| 2016-17     | 0.5             | 1.0          | 1.16          | 1.41        | Regular        | \$ 134.20  | 0.0%           | 0.2%             | \$ 2,318,645     |
| 2017-18     | 1.0             | 1.0          | 1.08          | 1.41        | Regular        | \$ 134.20  | 0.0%           | 0.1%             | \$ 2,385,026     |
| 2018-19     | 1.0             | 1.0          | 1.12          | 1.41        | Regular        | \$ 134.20  | 0.0%           | 0.7%             | \$ 2,464,536     |
| 2019-20     | 1.0             | 1.0          | 1.08          | 1.41        | Regular        | \$ 134.20  | 0.0%           | 1.9%             | \$ 2,438,771     |
| 2020-21     | 1.0             | 1.0          | 1.06          | 1.43        | Regular        | \$ 134.20  | 0.0%           | 2.1%             | \$ 2,502,857     |
| 2021-22     | 1.0             | 1.0          | 1.06          | 1.43        | Regular        | \$ 134.20  | 0.0%           | 0.1%             | \$ 2,455,170     |
| 2022-23     | 1.0             | 1.0          | 1.06          | 1.43        | Regular        | \$ 134.20  | 0.0%           | 4.9%             | \$ 2,491,398     |
| 2023-24     | 1.0             | 1.0          | 1.02          | 1.35        | Regular        | \$ 146.78  | 9.4%           | 8.8%             | \$ 2,607,617     |

#### CPI Cost Changes for Major Expenses

Due to increasing supply chain delays, coupled with increased costs in necessary goods for the continued function of the District, the recommended PPA spending factor is \$146.78 per pupil, which is an increase from the 2022-23 allocation. Weighting factors are also recommended to stay consistent with prior year factors for elementary schools, and decreased to 1.02 and 1.35 for the middle and high schools, respectively.

Price increases were analyzed over a 24 month period – from 2020 to 2022. The largest inflationary increase to building expenses is for copier leases which represent 9.03% of the schools’ budgets and prices for this item increased 63.05%. Text/library books increased by 4.20% which represents 8.41% of the school’s budgets. The major price factors that complement these price changes include copy paper prices which increased by 79.85%, and other instructional materials prices which increased by 1.60%. These price changes net to a weighted inflationary increase of 12.07%. Therefore, the recommended 2023-24 PPA is \$146.78.

## 2022-23 PER PUPIL ALLOCATION

| <b>COST INCREASE</b> |       |        |                |                   |                |                   |                     |                        |                     |                |                                              |                                                                        |
|----------------------|-------|--------|----------------|-------------------|----------------|-------------------|---------------------|------------------------|---------------------|----------------|----------------------------------------------|------------------------------------------------------------------------|
| PPA WEIGHTING FACTOR |       |        | ENROLLMENT     |                   |                |                   | WEIGHTED ENROLLMENT |                        | 2022-23 vs. 2023-24 |                | 2023-24 STUDENT GROWTH COST INCR. @ \$146.78 | 2023-24 TOTAL COST INCR./DECR. ** @ \$146.78 & INCR. ACTIVITY EXPENSES |
|                      |       |        | 2022-23 ACTUAL | 2023-24 PROJECTED | 2022-23 ACTUAL | 2023-24 PROJECTED | INCR. (DECR.)       | WEIGHTED INCR. (DECR.) |                     |                |                                              |                                                                        |
| 22-23                | 23-24 |        |                |                   |                |                   |                     |                        |                     |                |                                              |                                                                        |
| 1                    | 1     | Full-K | 853            | 829               | 853.0          | 829.0             | (24)                | (24.0)                 | (3,522.63)          | 7,205.00       |                                              |                                                                        |
| 1                    | 1     | 1-5    | 4,613          | 4,643             | 4,613.0        | 4,643.0           | 30                  | 30.0                   | 4,403.29            | 62,417.00      |                                              |                                                                        |
| 1.06                 | 1.02  | 6-8    | 2,771          | 2,727             | 2,931.4        | 2,787.1           | (44)                | (144.4)                | (6,832.07)          | 15,678.00      |                                              |                                                                        |
| 1.43                 | 1.35  | 9-12   | 3,909          | 3,941             | 5,599.6        | 5,334.8           | 32                  | (264.8)                | 6,728.17            | 31,554.00      |                                              |                                                                        |
| SUBTOTAL             |       |        | 12,146         | 12,140            | 13,997.0       | 13,593.9          | (6)                 | (403.2)                | \$ 776.75           | \$ 116,854.00  |                                              |                                                                        |
|                      |       |        |                |                   |                |                   |                     |                        |                     | ACTIVITY EXPS. | 0.00                                         |                                                                        |
|                      |       |        |                |                   |                |                   |                     |                        |                     | TOTAL PPA      | \$ 116,854.00                                |                                                                        |

\*\* Includes High & Middle School Weighting Adjustment

| <b>TOTAL COST</b>    |       |        |                |                   |                |                   |                     |                  |                                          |                 |                              |                                              |                         |
|----------------------|-------|--------|----------------|-------------------|----------------|-------------------|---------------------|------------------|------------------------------------------|-----------------|------------------------------|----------------------------------------------|-------------------------|
| PPA WEIGHTING FACTOR |       |        | ENROLLMENT     |                   |                |                   | WEIGHTED ENROLLMENT |                  | TOTAL COST FOR CHANGE IN ENROLLMENT ONLY |                 | % INCR./DECR. STUDENT GROWTH | TOTAL COST 2023-24 \$146.78 & ACTIVITY EXPS. | % INCR./DECR. TOTAL PPA |
|                      |       |        | 2022-23 ACTUAL | 2023-24 PROJECTED | 2022-23 ACTUAL | 2023-24 PROJECTED | 2022-23 \$134.20    | 2023-24 \$146.78 |                                          |                 |                              |                                              |                         |
| 22-23                | 23-24 |        |                |                   |                |                   |                     |                  |                                          |                 |                              |                                              |                         |
| 1                    | 1     | Full-K | 853            | 829               | 853.0          | 829.0             | 114,473.00          | 121,678.00       | 6.3%                                     | 121,678.00      | 6.3%                         |                                              |                         |
| 1                    | 1     | 1-5    | 4,613          | 4,643             | 4,613.0        | 4,643.0           | 619,065.00          | 681,482.00       | 10.1%                                    | 681,482.00      | 10.1%                        |                                              |                         |
| 1.06                 | 1.02  | 6-8    | 2,771          | 2,727             | 2,931.4        | 2,787.1           | 393,399.00          | 423,433.00       | 7.6%                                     | 409,077.00      | 4.0%                         |                                              |                         |
| 1.43                 | 1.35  | 9-12   | 3,909          | 3,941             | 5,599.6        | 5,334.8           | 751,466.00          | 828,616.00       | 10.3%                                    | 783,020.00      | 4.2%                         |                                              |                         |
| SUBTOTAL             |       |        |                |                   |                |                   | \$ 1,878,403.00     | \$ 2,055,209.00  | 9.4%                                     | \$ 1,995,257.00 | 6.2%                         |                                              |                         |
| ACTIVITY EXPENSES    |       |        |                |                   |                |                   | 612,360.00          | 612,360.00       | 0.0%                                     | 612,360.00      | 0.0%                         |                                              |                         |
| TOTAL                |       |        | 12,146         | 12,140            | 13,997.0       | 13,593.9          | \$ 2,490,763.00     | \$ 2,667,569.00  | 7.1%                                     | \$ 2,607,617.00 | 4.7%                         |                                              |                         |

| PPA BASED ON ANALYSIS OF 2020-22 COSTS    |                 |               |  | \$130.97       |
|-------------------------------------------|-----------------|---------------|--|----------------|
| INCREASE FOR PRICE CHANGES 2020 VS. 2022: |                 |               |  |                |
| CATEGORY                                  | PRICE INCREASE  | % OF BUDGET   |  | WEIGHTED INCR. |
|                                           | CPI 07/22-12/20 | FY2022 Actual |  |                |
| TEXT/LIBRARY BOOKS                        | 4.20%           | 8.41%         |  | 0.35%          |
| COPY LEASES                               | 63.05%          | 9.03%         |  | 5.69%          |
| PAPER                                     | 79.85%          | 6.03%         |  | 4.81%          |
| OTHER                                     | 1.60%           | 76.53%        |  | 1.22%          |
| TOTAL WEIGHTED PRICE INCREASE             |                 | 100.00%       |  | 12.07%         |
| PPA ADJUSTED FOR PRICE INCREASES          |                 |               |  | \$146.78       |

**WEST CHESTER AREA SCHOOL DISTRICT  
2020-21 and 2021-22 Per Pupil Allocation Spending Analysis**

| Enrollment 2020-21                        | Elementary |         | Middle      |             | High    |             |           |         |         |
|-------------------------------------------|------------|---------|-------------|-------------|---------|-------------|-----------|---------|---------|
|                                           | 5,224      | 2,843   | per Student | per Student | 3,900   | per Student |           |         |         |
| 2020-21 Adjusted PPA Budget               | 727,346    | 139.23  |             | 422,121     | 148.48  | 830,907     | 213.05    |         |         |
| 2020-21 Unspent Funds                     | (63,102)   | (12.08) | (8.7%)      | (46,623)    | (16.40) | (11.0%)     | (159,473) | (40.89) | (19.2%) |
| 2020-21 PPA Actual Spending               | 664,244    | 127.15  |             | 375,498     | 132.08  |             | 671,434   | 172.16  |         |
| Elementary/Middle/High Weighting Factor   |            | 1.00    |             |             | 1.06    |             |           | 1.43    |         |
| 2020-21 Actual PPA Spending               |            | 127.15  |             |             | 124.85  |             |           | 120.18  |         |
| Enrollment 2021-22                        | Elementary |         | Middle      |             | High    |             |           |         |         |
|                                           | 5,399      | 2,819   | per Student | per Student | 3,875   | per Student |           |         |         |
| 2021-22 Adjusted PPA Budget               | 763,148    | 141.35  |             | 438,052     | 155.39  |             | 807,930   | 208.50  |         |
| 2021-22 Unspent Funds                     | (35,447)   | (6.57)  | (4.6%)      | (55,713)    | (19.76) | (12.7%)     | (101,080) | (26.09) | (12.5%) |
| 2021-22 PPA Actual Spending               | 727,701    | 134.78  |             | 382,339     | 135.63  |             | 706,850   | 182.41  |         |
| Elementary/Middle/High Weighting Factor   |            | 1.00    |             |             | 1.06    |             |           | 1.43    |         |
| 2021-22 Actual PPA Spending               |            | 134.78  |             |             | 128.21  |             |           | 127.34  |         |
| 2 Year Average Actual Spending            | 695,973    | 130.97  |             | 378,919     | 133.85  |             | 689,142   | 177.29  |         |
| 2022-23 PPA                               |            | 134.20  |             |             | 134.20  |             |           | 134.20  |         |
| Enrollment 2022-23                        |            | 5,466   |             |             | 2,771   |             |           | 3,909   |         |
| Elementary/Middle/High Weighting Factor   |            | 1.00    |             |             | 1.06    |             |           | 1.43    |         |
| 2022-23 Weighted PPA Amount               | 733,538    |         | 0.8%        | 393,399     |         | 2.9%        | 751,466   |         | 6.3%    |
| 2023-24 PPA (based on prior 2 year spend) |            | 130.97  |             |             |         |             |           |         |         |
| CPI Adjustment to Factor                  |            | 12.07%  |             |             |         |             |           |         |         |
| 2023-24 PPA                               |            | 146.78  |             |             | 146.78  |             |           | 146.78  |         |
| Enrollment 2023-24                        |            | 5,472   |             |             | 2,727   |             |           | 3,941   |         |
| Elementary/Middle/High Weighting Factor   |            | 1.00    |             |             | 1.02    |             |           | 1.35    |         |
|                                           | 803,160    |         | 9.5%        | 409,077     |         | 4.0%        | 783,020   |         | 4.2%    |

<sup>1</sup> 2022-23 PPA recommendation (before inflation) based on average of 2020-21 and 2021-22 actual spending patterns

## WEST CHESTER AREA SCHOOL DISTRICT

**HISTORICAL PERCENTAGE IN PRICE CHANGES BY CATEGORY**  
 based on U.S. Consumer Price Indexes

|                                                  | 2012  | 2013  | 2014   | 2015   | 2016  | 2017  | 2018  | 2019  | 2020   | 2021  | July<br>2022 | 2 Year<br>Average | 2 Year<br>Cumulative | 5 Year<br>Cumulative |
|--------------------------------------------------|-------|-------|--------|--------|-------|-------|-------|-------|--------|-------|--------------|-------------------|----------------------|----------------------|
| Audio and Visual Equipment                       | -3.4% | -5.3% | -3.0%  | 3.5%   | 1.5%  | 3.1%  | 0.0%  | 1.6%  | 2.6%   | 2.1%  | 2.2%         | 2.4%              | 4.7%                 | 9.4%                 |
| Sporting Goods                                   | 1.0%  | -1.5% | -2.2%  | -0.9%  | -1.4% | -1.0% | 2.5%  | 0.1%  | 2.5%   | 6.3%  | 2.6%         | 4.4%              | 8.8%                 | 10.4%                |
| Sports Equipment                                 | 0.4%  | -2.5% | -3.1%  | -0.8%  | -4.2% | -0.5% | -2.7% | -2.2% | 4.3%   | 4.1%  | 3.6%         | 4.2%              | 8.4%                 | 3.0%                 |
| Music Instruments and accessories                | 0.8%  | 1.5%  | 2.4%   | -0.9%  | 1.6%  | 2.4%  | -2.5% | 2.4%  | 0.0%   | 5.9%  | 3.2%         | 3.0%              | 5.9%                 | 8.2%                 |
| Reading Materials                                | 2.4%  | 3.0%  | 2.2%   | 1.9%   | 0.8%  | -2.0% | 4.3%  | 3.8%  | 4.6%   | 0.3%  | 5.5%         | 2.5%              | 4.9%                 | 11.0%                |
| Educational Books and Supplies                   | 7.0%  | 5.0%  | 4.6%   | 4.4%   | 5.5%  | -1.8% | 1.0%  | -2.0% | 0.7%   | -0.4% | 4.9%         | 0.2%              | 0.3%                 | -2.5%                |
| Information Technology, hardware<br>and services | -3.3% | -1.6% | -2.5%  | -3.5%  | -2.6% | -2.4% | -0.9% | -1.3% | -0.8%  | 1.9%  | -3.0%        | 0.6%              | 1.1%                 | -3.5%                |
| Furniture                                        | -0.4% | -2.3% | -1.6%  | -0.8%  | -2.8% | -0.7% | 1.7%  | 1.2%  | 2.2%   | 13.8% | 6.5%         | 8.0%              | 16.0%                | 18.2%                |
| Postage and Delivery Service                     | 3.8%  | 6.2%  | 3.8%   | 0.1%   | 0.3%  | 3.3%  | 2.2%  | 5.7%  | 4.1%   | 6.8%  | 0.5%         | 5.5%              | 10.9%                | 22.1%                |
| Motor Fuel                                       | 1.7%  | -1.0% | -20.8% | -19.9% | 9.1%  | 10.7% | -1.9% | 7.6%  | -15.3% | 49.5% | 37.1%        | 17.1%             | 34.2%                | 50.6%                |
| Public Transportation                            | 2.4%  | -0.1% | -2.9%  | -1.0%  | -2.3% | -1.6% | -1.7% | 1.0%  | -12.0% | 2.4%  | 31.5%        | -4.8%             | -9.6%                | -11.9%               |

## WEST CHESTER AREA SCHOOL DISTRICT SPECIFIC ITEMS

|                                         | 2012  | 2013  | 2014   | 2015   | 2016  | 2017  | 2018   | 2019  | 2020   | 2021  | 2022  | 2 Year<br>Average | 2 Year<br>Cumulative | 5 Year<br>Cumulative |
|-----------------------------------------|-------|-------|--------|--------|-------|-------|--------|-------|--------|-------|-------|-------------------|----------------------|----------------------|
| Xerographic 8.5 x 11 copier paper per c | -7.2% | -5.7% | -1.8%  | 0.1%   | -2.3% | 2.4%  | 2.8%   | 19.3% | -11.8% | -9.2% | 68.1% | 29.4%             | 58.8%                | 69.1%                |
| Copier Model PRO1106EX / Pro1107E)      | 0.0%  | -5.9% | -20.1% | -20.5% | 0.9%  | -5.2% | -12.4% | 44.8% | -23.4% | 15.5% | 54.5% | 35.0%             | 70.0%                | 79.0%                |
| Copier Model PRO806EX / Pro907EX        | -5.3% | -6.4% | -1.8%  | -0.9%  | 9.8%  | 7.4%  | -7.8%  | 4.6%  | -8.9%  | 6.9%  | 39.4% | 23.1%             | 46.3%                | 34.2%                |
| Copier                                  |       | -6.1% | -11.0% | -10.7% | 5.4%  | 1.1%  | -10.1% | 24.7% | -16.1% | 11.2% | 46.9% |                   |                      |                      |
|                                         |       | -5.7% | -1.8%  | 0.1%   | -2.3% | 2.4%  | 2.8%   | 19.3% | -11.8% | -9.2% | 68.1% |                   |                      |                      |



West Chester Area School District

Property and Finance Committee

October 17, 2022

**Capital Reserve and Capital Fund Project Award**

The Facilities and Operations Department is seeking approval to award contracts for the projects listed below from the previously approved Capital Reserve and Capital Fund Project List.

| <b>Project #</b> | <b>Description</b>                       | <b>Vendor</b>                   | <b>Location</b>    | <b>Award Amount</b> |
|------------------|------------------------------------------|---------------------------------|--------------------|---------------------|
| G-064            | Furnish and Install EMS/Cellular Booster | RF Design and Integration, Inc. | Mary C. Howse      | \$59,135.98         |
| G-064            | Furnish and Install EMS/Cellular Booster | RF Design and Integration, Inc. | Sarah Starkweather | \$59,900.12         |
| G-055            | Furnish and Install EMS/Cellular Booster | RF Design and Integration, Inc. | Westtown-Thornbury | \$59,650.91         |
| G-055            | Furnish and Install EMS/Cellular Booster | RF Design and Integration, Inc. | Penn Wood          | \$64,725.24         |
|                  |                                          |                                 |                    | <b>\$243,412.25</b> |
|                  |                                          |                                 |                    |                     |
| G-128            | Playground Replacement                   | George Ely Associates           | Mary C. Howse      | \$1,034.00          |
| G-128            | Playground Replacement                   | George Ely Associates           | Fern Hill          | \$6,264.00          |
| G-128            | Playground Replacement                   | George Ely Associates           | Exton              | \$10,025.00         |
| G-128            | Playground Replacement                   | George Ely Associates           | East Bradford      | \$10,025.00         |
| G-128            | Playground Replacement                   | George Ely Associates           | Penn Wood          | \$9,872.00          |
| G-128            | Playground Replacement                   | George Ely Associates           | Westtown-Thornbury | \$1,517.00          |
|                  |                                          |                                 |                    | <b>\$38,737.00*</b> |

The pricing for the G-128 project is only for equipment. We are seeking approval of the equipment for the amounts listed, with an overall not to exceed limit of \$100,000 – which is the current project budget for material and installation.

Wayne F. Birster, Jr.  
*Director of Facilities and Operations*  
October 7, 2022

R.F. Design & Integration Inc  
 2180 Hornig Rd  
 Building C  
 Philadelphia, PA 19116  
 215-245-1700 Office 215-244-1960 Fax  
 sales@rfdesign-int.com



**Estimate PA Costars  
 012-115 /008-208**

|           |            |
|-----------|------------|
| Date      | Estimate # |
| 9/13/2022 | 7985       |

|                                                                                                                    |
|--------------------------------------------------------------------------------------------------------------------|
| <b>Name / Address</b>                                                                                              |
| West Chester School District<br>Spellman Education Center<br>782 Springdale Drive<br>Exton PA 19341<br>Mark Groves |

|                                                                         |
|-------------------------------------------------------------------------|
| <b>Ship To</b>                                                          |
| Mary C House Elementry School<br>641 Boot Rd,<br>West Chester, PA 19380 |

|            |              |                |
|------------|--------------|----------------|
| <b>Rep</b> | <b>Terms</b> | <b>Project</b> |
| LJA        | Net 30       |                |

| Item          | Description                                                                                                                                                                                                                   | Qty   | U/M | Rate      | Total      |
|---------------|-------------------------------------------------------------------------------------------------------------------------------------------------------------------------------------------------------------------------------|-------|-----|-----------|------------|
|               | Mary C House Elementry School Public Saftay Das With Cell overlay                                                                                                                                                             |       |     |           |            |
| 413732        | Wilson 700-960 MHz 13dBi 8 Element Yagi Antenna 301111                                                                                                                                                                        | 2     | ea  | 80.00     | 160.00T    |
| 575881        | Comm scope 698-960 / 1710 - 2690 MHz Omni indoor antennas                                                                                                                                                                     | 13    | ea  | 72.00     | 936.00T    |
| LMR-600-FR    | LMR 600 1/2 Fire rated coaxial cable                                                                                                                                                                                          | 1,800 | ft  | 4.27      | 7,686.00   |
| TC-600-NMH-X  | TIMES N Male connector for 1/2" LMR-600 foam dielectric cable. Crimp...                                                                                                                                                       | 50    | ea  | 20.73     | 1,036.50T  |
| MLBCA-84N     | 3 dB Hybrid Coupler for CA-85 and CA-94 Series Models. Guaranteed Low PIM performance, Outdoor Rated, High Isolation, LOW VSWR and Loss, Single and Dual Band Ranges Tetra, SMR/PMR, Cellular, PCS, and UMTS. RoHS Compliant. | 4     | ea  | 211.00    | 844.00T    |
| RG142PNMNM-3  | 3' DAS jumper using RG-142 plenum cable N M;N M                                                                                                                                                                               | 14    | ea  | 45.87     | 642.18T    |
| MISC-MAT      | MISC MATERIALS USED IN SYSTEM INSTALLATIONS antenna mounts , terminators cable materials                                                                                                                                      |       |     | 325.00    | 325.00T    |
| DH7S-D-7S33A  | DIGITAL SIGNAL BOOSTER. PS 800 + 700 MHz + FirstNet, Dual Band +33dBm per band, Class A, 32 filters per band + 2 Adj sub band, NFPA, DC.                                                                                      | 1     | ea  | 11,170.00 | 11,170.00T |
| POLTSX-NFM-BF | POLYPHASER   TSX-NFM-BF .700-2.7GHz Bulkhead Mount Coax Protector, N-F/N-M w/Bracket                                                                                                                                          | 2     | ea  | 141.98    | 283.96T    |
| UD-05N        | 5 db coupler 350- 5800 mhz N female                                                                                                                                                                                           | 10    | ea  | 92.00     | 920.00T    |
| D2-A02        | 2 way power divider N female 376 mhz - 2700 mhz                                                                                                                                                                               | 2     | ea  | 101.50    | 203.00T    |
| 211450        | WilsonPro Enterprise 4300 Cell Boost                                                                                                                                                                                          | 1     | ea  | 13,500.00 | 13,500.00  |

**Total**

R.F. Design & Integration Inc  
 2180 Hornig Rd  
 Building C  
 Philadelphia, PA 19116  
 215-245-1700 Office 215-244-1960 Fax  
 sales@rfdesign-int.com



**Estimate PA Costars  
 012-115 /008-208**

|           |            |
|-----------|------------|
| Date      | Estimate # |
| 9/13/2022 | 7985       |

**Name / Address**  
 West Chester School District  
 Spellman Education Center  
 782 Springdale Drive  
 Exton PA 19341  
 Mark Groves

**Ship To**  
 Mary C House Elementry School  
 641 Boot Rd,  
 West Chester, PA 19380

|     |        |         |
|-----|--------|---------|
| Rep | Terms  | Project |
| LJA | Net 30 |         |

| Item                | Description                                                                                                                                                                                                                                                                                                                                                                                                                                                                                                                                                                                                                                                                                                                                                                                                                                                                                                                                                             | Qty | U/M | Rate      | Total       |
|---------------------|-------------------------------------------------------------------------------------------------------------------------------------------------------------------------------------------------------------------------------------------------------------------------------------------------------------------------------------------------------------------------------------------------------------------------------------------------------------------------------------------------------------------------------------------------------------------------------------------------------------------------------------------------------------------------------------------------------------------------------------------------------------------------------------------------------------------------------------------------------------------------------------------------------------------------------------------------------------------------|-----|-----|-----------|-------------|
| Das system imple... | RF Design Scope of Work : Design as per plan<br>RF coverage predictive computer modeling<br>Maps to be submitted to customer, Installaltion of the following Outside/ indoor antenna systems, Taps and splitters, connectors. System wall mounting Installation of battery backup system , System alignament and turn up Post walk coverage testing. Actual Fire department coverage test as available<br><br>West Chester school district to supply the following: 110 vac 20 amp circuit in proximityto the equipment, Provide adequate ventilated closet for equipment Wall mount preferably Space needed 6 ft X 6 ft wall space for Plywood backer board Roof Access and roff mounty space for outdoor antenna Antenna mounting option to be discussed.<br><br>This system proposed covers the Chester County Department of Emergency service radio communication system for public safety and major cellular carriers<br>System Carriers 1 year parts and warranty |     |     | 24,500.00 | 24,500.00   |
| Support Services    | Additional warranty per year option                                                                                                                                                                                                                                                                                                                                                                                                                                                                                                                                                                                                                                                                                                                                                                                                                                                                                                                                     | 1   | ea  | 3,500.00  | 3,500.00T   |
| Order Discount      | Order Discount                                                                                                                                                                                                                                                                                                                                                                                                                                                                                                                                                                                                                                                                                                                                                                                                                                                                                                                                                          | 1   | ea  | -10.00%   | 65,706.64   |
|                     | Sales Tax                                                                                                                                                                                                                                                                                                                                                                                                                                                                                                                                                                                                                                                                                                                                                                                                                                                                                                                                                               |     |     | 0.00%     | -6,570.66T  |
|                     |                                                                                                                                                                                                                                                                                                                                                                                                                                                                                                                                                                                                                                                                                                                                                                                                                                                                                                                                                                         |     |     |           | 0.00        |
| <b>Total</b>        |                                                                                                                                                                                                                                                                                                                                                                                                                                                                                                                                                                                                                                                                                                                                                                                                                                                                                                                                                                         |     |     |           | \$59,135.98 |

R.F. Design & Integration Inc  
 2180 Hornig Rd  
 Building C  
 Philadelphia, PA 19116  
 215-245-1700 Office 215-244-1960 Fax  
 sales@rfdesign-int.com



**Estimate PA Costars  
 012-115 /008-208**

|           |            |
|-----------|------------|
| Date      | Estimate # |
| 9/18/2022 | 7997       |

|                                                                                                                    |
|--------------------------------------------------------------------------------------------------------------------|
| <b>Name / Address</b>                                                                                              |
| West Chester School District<br>Spellman Education Center<br>782 Springdale Drive<br>Exton PA 19341<br>Mark Groves |

|                                                                                 |
|---------------------------------------------------------------------------------|
| <b>Ship To</b>                                                                  |
| Starkweather Elementry School<br>1050 Wilmington Pike<br>West Chester, Pa.19382 |

|            |              |                |
|------------|--------------|----------------|
| <b>Rep</b> | <b>Terms</b> | <b>Project</b> |
| LJA        | Net 30       |                |

| Item            | Description                                                                                                                                                                                                                   | Qty   | U/M | Rate      | Total      |
|-----------------|-------------------------------------------------------------------------------------------------------------------------------------------------------------------------------------------------------------------------------|-------|-----|-----------|------------|
|                 | Quotation to provided for Starkweather Elementry School Public Safety Radio Communications coverage enhancement system                                                                                                        |       |     |           |            |
| 413732          | Wilson 700-960 MHz 13dBi 8 Element Yagi Antenna 301111                                                                                                                                                                        | 2     | ea  | 80.00     | 160.00     |
| 575881          | 698-960 / 1710 - 2690 MHz Omni                                                                                                                                                                                                | 15    | ea  | 72.00     | 1,080.00   |
| Misc-connectors | TA-5MN Terminators                                                                                                                                                                                                            | 2     |     | 62.00     | 124.00T    |
| LMR-600-FR      | LMR 600 1/2 Fire rated coaxial cable                                                                                                                                                                                          | 1,400 | ft  | 4.27      | 5,978.00   |
| TC-600-NMH-X    | TIMES N Male connector for 1/2" LMR-600 foam dielectric cable. Crimp...                                                                                                                                                       | 40    | ea  | 20.73     | 829.20     |
| MLBCA-84N       | 3 dB Hybrid Coupler for CA-85 and CA-94 Series Models. Guaranteed Low PIM performance, Outdoor Rated, High Isolation, LOW VSWR and Loss, Single and Dual Band Ranges Tetra, SMR/PMR, Cellular, PCS, and UMTS. RoHS Compliant. | 4     | ea  | 211.00    | 844.00     |
| RG142PNMNM-3    | 3' DAS jumper using RG-142 plenum cable N M;N M                                                                                                                                                                               | 19    | ea  | 45.87     | 871.53     |
| MISC-MAT        | MISC MATERIALS USED IN SYSTEM INSTALLATIONS antenna mounts, Terminations,Cable hanging materials                                                                                                                              |       |     | 325.00    | 325.00     |
| DH7S-D-7S33A    | DIGITAL SIGNAL BOOSTER. PS 800 + 700 MHz + FirstNet, Dual Band +33dBm per band, Class A, 32 filters per band + 2 Adj sub band, NFPA, DC.                                                                                      | 1     | ea  | 11,170.00 | 11,170.00T |
| POLTSX-NFM-BF   | POLYPHASER   TSX-NFM-BF .700-2.7GHz Bulkhead Mount Coax Protector, N-F/N-M w/Bracket                                                                                                                                          | 2     | ea  | 141.98    | 283.96     |
| UD-05N          | 5 db coupler 350- 5800 mhz N female                                                                                                                                                                                           | 11    | ea  | 92.00     | 1,012.00   |

**Total**

R.F. Design & Integration Inc  
 2180 Hornig Rd  
 Building C  
 Philadelphia, PA 19116  
 215-245-1700 Office 215-244-1960 Fax  
 sales@rfdesign-int.com



**Estimate PA Costars  
 012-115 /008-208**

|           |            |
|-----------|------------|
| Date      | Estimate # |
| 9/18/2022 | 7997       |

**Name / Address**  
 West Chester School District  
 Spellman Education Center  
 782 Springdale Drive  
 Exton PA 19341  
 Mark Groves

**Ship To**  
 Starkweather Elementry School  
 1050 Wilmington Pike  
 West Chester, Pa.19382

|     |        |         |
|-----|--------|---------|
| Rep | Terms  | Project |
| LJA | Net 30 |         |

| Item    | Description                                                                         | Qty | U/M | Rate      | Total     |
|---------|-------------------------------------------------------------------------------------|-----|-----|-----------|-----------|
| D4-A05N | RD Microwaves 1 in 4 out Wilkerson Splitter/combiner low power High iso N connector | 1   | ea  | 175.00    | 175.00T   |
| D2-A02  | 2 way power divider N female 376 mhz - 2700 mhz                                     | 2   | ea  | 101.50    | 203.00    |
| 211450  | WilsonPro Enterprise 4300 Cell/PCS BDA                                              | 1   | ea  | 13,500.00 | 13,500.00 |

|  |              |
|--|--------------|
|  | <b>Total</b> |
|--|--------------|

R.F. Design & Integration Inc  
 2180 Hornig Rd  
 Building C  
 Philadelphia, PA 19116  
 215-245-1700 Office 215-244-1960 Fax  
 sales@rfdesign-int.com



**Estimate PA Costars  
 012-115 /008-208**

|           |            |
|-----------|------------|
| Date      | Estimate # |
| 9/18/2022 | 7997       |

|                                                                                                                    |
|--------------------------------------------------------------------------------------------------------------------|
| <b>Name / Address</b>                                                                                              |
| West Chester School District<br>Spellman Education Center<br>782 Springdale Drive<br>Exton PA 19341<br>Mark Groves |

|                                                                                 |
|---------------------------------------------------------------------------------|
| <b>Ship To</b>                                                                  |
| Starkweather Elementry School<br>1050 Wilmington Pike<br>West Chester, Pa.19382 |

|            |              |                |
|------------|--------------|----------------|
| <b>Rep</b> | <b>Terms</b> | <b>Project</b> |
| LJA        | Net 30       |                |

| Item                | Description                                                                                                                                                                                                                                                                                                                                                                                                                                                                                                                                                                                                                                                                                                                                                                                                                                                                                                                                                                                                                      | Qty | U/M | Rate      | Total       |
|---------------------|----------------------------------------------------------------------------------------------------------------------------------------------------------------------------------------------------------------------------------------------------------------------------------------------------------------------------------------------------------------------------------------------------------------------------------------------------------------------------------------------------------------------------------------------------------------------------------------------------------------------------------------------------------------------------------------------------------------------------------------------------------------------------------------------------------------------------------------------------------------------------------------------------------------------------------------------------------------------------------------------------------------------------------|-----|-----|-----------|-------------|
| Das system imple... | RF Design Scope of work: Design as per Plan RF Coverage predictive computer modeling to be submitted to the customer , Installation of the following : Indoor/outdoor antenna systems, Taps, splitter,s feed lines connectors System wall mounting is preferred for a 6x6 plywood backer board System turn, Programming and alignment Post Walk survey testing with documentation to be submitted to the customer Actual Fire Dept testing escort as needed.<br><br>West Chester School District to supply the following:<br>Quad AC outlet 120 AC @ 20 Amps preferably on a backup circuit if available mounted in proximity of the BDA equipment Adequate Closet or room space to support 6X6 wall space Roof access and mounting space for antennas and feed lines Antenna mounting options TBD<br><br>This system provides radio communications coverage for the Chester County Department of Emergency Services for public safety and major cellular carrier coverage<br><br>System carries 1 year parts and labor warranty |     |     | 26,500.00 | 26,500.00   |
| Support Services    | Additional Warranty per year                                                                                                                                                                                                                                                                                                                                                                                                                                                                                                                                                                                                                                                                                                                                                                                                                                                                                                                                                                                                     | 1   | ea  | 3,500.00  | 3,500.00T   |
| Order Discount      | Order Discount                                                                                                                                                                                                                                                                                                                                                                                                                                                                                                                                                                                                                                                                                                                                                                                                                                                                                                                                                                                                                   | 1   | ea  | -10.00%   | -6,655.57T  |
|                     | Sales Tax                                                                                                                                                                                                                                                                                                                                                                                                                                                                                                                                                                                                                                                                                                                                                                                                                                                                                                                                                                                                                        |     |     | 0.00%     | 0.00        |
| <b>Total</b>        |                                                                                                                                                                                                                                                                                                                                                                                                                                                                                                                                                                                                                                                                                                                                                                                                                                                                                                                                                                                                                                  |     |     |           | \$59,900.12 |

R.F. Design & Integration Inc  
 2180 Hornig Rd  
 Building C  
 Philadelphia, PA 19116  
 215-245-1700 Office 215-244-1960 Fax  
 sales@rfdesign-int.com



**Estimate PA Costars  
 012-115 /008-208**

|           |            |
|-----------|------------|
| Date      | Estimate # |
| 9/18/2022 | 7998       |

|                                                                                                                    |
|--------------------------------------------------------------------------------------------------------------------|
| <b>Name / Address</b>                                                                                              |
| West Chester School District<br>Spellman Education Center<br>782 Springdale Drive<br>Exton PA 19341<br>Mark Groves |

|                                                                                      |
|--------------------------------------------------------------------------------------|
| <b>Ship To</b>                                                                       |
| Westtown Thornberry Elementry School<br>750 Westbourne Rd,<br>West Chester, PA 19382 |

|            |              |                |
|------------|--------------|----------------|
| <b>Rep</b> | <b>Terms</b> | <b>Project</b> |
| LJA        | Net 30       |                |

| Item            | Description                                                                                                                                                                                                                   | Qty   | U/M | Rate      | Total      |
|-----------------|-------------------------------------------------------------------------------------------------------------------------------------------------------------------------------------------------------------------------------|-------|-----|-----------|------------|
| 413732          | Quotation to provide Westtown Thornberry Elementary School Public Safety Radio Communications coverage enhancement system<br>Wilson 700-960 MHz 13dBi 8 Element Yagi Antenna 301111                                           | 2     | ea  | 80.00     | 160.00     |
| 575881          | 698-960 / 1710 - 2690 MHz Omni                                                                                                                                                                                                | 16    | ea  | 72.00     | 1,152.00   |
| Misc-connectors | TA-5MN Terminators                                                                                                                                                                                                            | 4     |     | 62.00     | 248.00T    |
| LMR-600-FR      | LMR 600 1/2 Fire rated coaxial cable                                                                                                                                                                                          | 1,700 | ft  | 4.27      | 7,259.00   |
| TC-600-NMH-X    | TIMES N Male connector for 1/2" LMR-600 foam dielectric cable. Crimp...                                                                                                                                                       | 48    | ea  | 20.73     | 995.04     |
| MLBCA-84N       | 3 dB Hybrid Coupler for CA-85 and CA-94 Series Models. Guaranteed Low PIM performance, Outdoor Rated, High Isolation, LOW VSWR and Loss, Single and Dual Band Ranges Tetra, SMR/PMR, Cellular, PCS, and UMTS. RoHS Compliant. | 4     | ea  | 211.00    | 844.00     |
| RG142PNMNM-3    | 3' DAS jumper using RG-142 plenum cable N M;N M                                                                                                                                                                               | 17    | ea  | 45.87     | 779.79     |
| MISC-MAT        | MISC MATERIALS USED IN SYSTEM INSTALLATIONS antenna mounts, Terminations,Cable hanging materials                                                                                                                              |       |     | 325.00    | 325.00     |
| DH7S-A-7S33A    | Fiplex Model DH7S-A-7S33A Fiplex Model DH7S-A-7S33A DIGITAL SIGNAL BOOSTER. PS 800 + 700 MHz + FirstNet, Dual Band +33dBm per band, Class A, 32 filters per band + 2 Adj sub band, NFPA, AC.                                  | 1     | ea  | 11,250.00 | 11,250.00T |
| POLTSX-NFM-BF   | POLYPHASER   TSX-NFM-BF .700-2.7GHz Bulkhead Mount Coax Protector, N-F/N-M w/Bracket                                                                                                                                          | 2     | ea  | 141.98    | 283.96     |

|  |  |  |  |              |  |
|--|--|--|--|--------------|--|
|  |  |  |  | <b>Total</b> |  |
|--|--|--|--|--------------|--|

R.F. Design & Integration Inc  
 2180 Hornig Rd  
 Building C  
 Philadelphia, PA 19116  
 215-245-1700 Office 215-244-1960 Fax  
 sales@rfdesign-int.com



**Estimate PA Costars  
 012-115 /008-208**

|           |            |
|-----------|------------|
| Date      | Estimate # |
| 9/18/2022 | 7998       |

|                                                                                                                    |
|--------------------------------------------------------------------------------------------------------------------|
| <b>Name / Address</b>                                                                                              |
| West Chester School District<br>Spellman Education Center<br>782 Springdale Drive<br>Exton PA 19341<br>Mark Groves |

|                                                                                      |
|--------------------------------------------------------------------------------------|
| <b>Ship To</b>                                                                       |
| Westtown Thornberry Elementry School<br>750 Westbourne Rd,<br>West Chester, PA 19382 |

|     |        |         |
|-----|--------|---------|
| Rep | Terms  | Project |
| LJA | Net 30 |         |

| Item    | Description                                                                               | Qty | U/M | Rate      | Total     |
|---------|-------------------------------------------------------------------------------------------|-----|-----|-----------|-----------|
| UD-05N  | 5 db coupler 350- 5800 mhz N female                                                       | 12  | ea  | 92.00     | 1,104.00  |
| D4-A05N | RD Microwaves 1 in 4 out Wilkerson<br>Splitter/combiner low power High iso N<br>connector | 1   | ea  | 175.00    | 175.00T   |
| D2-A02  | 2 way power divider N female 376 mhz - 2700<br>mhz                                        | 2   | ea  | 101.50    | 203.00    |
| 211450  | WilsonPro Enterprise 4300 Cell/PCS BDA                                                    | 1   | ea  | 13,500.00 | 13,500.00 |

|  |  |  |  |              |
|--|--|--|--|--------------|
|  |  |  |  | <b>Total</b> |
|--|--|--|--|--------------|



R.F. Design & Integration Inc  
 2180 Hornig Rd  
 Building C  
 Philadelphia, PA 19116  
 215-245-1700 Office 215-244-1960 Fax  
 sales@rfdesign-int.com



**Estimate PA Costars  
 012-115 /008-208**

|           |            |
|-----------|------------|
| Date      | Estimate # |
| 9/18/2022 | 7998       |

**Name / Address**  
 West Chester School District  
 Spellman Education Center  
 782 Springdale Drive  
 Exton PA 19341  
 Mark Groves

**Ship To**  
 Westtown Thornberry Elementry School  
 750 Westbourne Rd,  
 West Chester, PA 19382

|     |        |         |
|-----|--------|---------|
| Rep | Terms  | Project |
| LJA | Net 30 |         |

| Item                | Description                                                                                                                                                                                                                                                                                                                                                                                                                                                                                                                                                                                                                                                                                                                                                                                                                                                                                                                                                                                                                                                                                      | Qty | U/M | Rate      | Total      |
|---------------------|--------------------------------------------------------------------------------------------------------------------------------------------------------------------------------------------------------------------------------------------------------------------------------------------------------------------------------------------------------------------------------------------------------------------------------------------------------------------------------------------------------------------------------------------------------------------------------------------------------------------------------------------------------------------------------------------------------------------------------------------------------------------------------------------------------------------------------------------------------------------------------------------------------------------------------------------------------------------------------------------------------------------------------------------------------------------------------------------------|-----|-----|-----------|------------|
| Das system imple... | <p>RF Design Scope of work: Design as per Plan RF Coverage predictive computer modeling to be submitted to the customer , Installation of the following : Indoor/outdoor antenna systems, Taps, splitter,s feed lines connectors System wall mounting is preferred for a 6x6 plywood backer board System turn, Programming and alignment Post Walk survey testing with documentation to be submitted to the customer Actual Fire Dept testing escort as needed.</p> <p>West Chester School District to supply the following:<br/>           Quad AC outlet 120 AC @ 20 Amps preferably on a backup circuit if available mounted in proximity of the BDA equipment<br/>           Adequate Closet or room space to support 6X6 wall space<br/>           Roof access and mounting space for antennas and feed lines<br/>           Antenna mounting options TBD</p> <p>This system provides radio communications coverage for the Chester County Department of Emergency Services for public safety and major cellular carrier coverage</p> <p>System carries 1 year parts and labor warranty</p> |     |     | 24,500.00 | 24,500.00  |
| Support Services    | Additional Warranty per year                                                                                                                                                                                                                                                                                                                                                                                                                                                                                                                                                                                                                                                                                                                                                                                                                                                                                                                                                                                                                                                                     | 1   | ea  | 3,500.00  | 3,500.00T  |
| Order Discount      | Order Discount                                                                                                                                                                                                                                                                                                                                                                                                                                                                                                                                                                                                                                                                                                                                                                                                                                                                                                                                                                                                                                                                                   | 1   | ea  | -10.00%   | -6,627.88T |
|                     | Sales Tax                                                                                                                                                                                                                                                                                                                                                                                                                                                                                                                                                                                                                                                                                                                                                                                                                                                                                                                                                                                                                                                                                        |     |     | 0.00%     | 0.00       |

|              |  |  |  |             |
|--------------|--|--|--|-------------|
| <b>Total</b> |  |  |  | \$59,650.91 |
|--------------|--|--|--|-------------|

R.F. Design & Integration Inc  
 2180 Hornig Rd  
 Building C  
 Philadelphia, PA 19116  
 215-245-1700 Office 215-244-1960 Fax  
 sales@rfdesign-int.com



**Estimate PA Costars  
 012-115 /008-208**

|           |            |
|-----------|------------|
| Date      | Estimate # |
| 9/18/2022 | 7999       |

|                                                                                                                    |
|--------------------------------------------------------------------------------------------------------------------|
| <b>Name / Address</b>                                                                                              |
| West Chester School District<br>Spellman Education Center<br>782 Springdale Drive<br>Exton PA 19341<br>Mark Groves |

|                                                                           |
|---------------------------------------------------------------------------|
| <b>Ship To</b>                                                            |
| Penn Wood Elementry School<br>1470 Johnnys Way,<br>West Chester, PA 19382 |

|            |              |                |
|------------|--------------|----------------|
| <b>Rep</b> | <b>Terms</b> | <b>Project</b> |
| LJA        | Net 30       |                |

| Item            | Description                                                                                                                                                                                                                   | Qty   | U/M | Rate      | Total      |
|-----------------|-------------------------------------------------------------------------------------------------------------------------------------------------------------------------------------------------------------------------------|-------|-----|-----------|------------|
| 413732          | Quotation to provide Pennwood Elementary School Public Safety Radio Communications coverage enhancement system<br>Wilson 700-960 MHz 13dBi 8 Element Yagi Antenna 301111                                                      | 2     | ea  | 80.00     | 160.00     |
| 575881          | 698-960 / 1710 - 2690 MHz Omni                                                                                                                                                                                                | 32    | ea  | 72.00     | 2,304.00   |
| Misc-connectors | TA-5MN Terminators                                                                                                                                                                                                            | 4     |     | 62.00     | 248.00T    |
| LMR-600-FR      | LMR 600 1/2 Fire rated coaxial cable                                                                                                                                                                                          | 1,800 | ft  | 4.27      | 7,686.00   |
| TC-600-NMH-X    | TIMES N Male connector for 1/2" LMR-600 foam dielectric cable. Crimp...                                                                                                                                                       | 76    | ea  | 20.73     | 1,575.48   |
| MLBCA-84N       | 3 dB Hybrid Coupler for CA-85 and CA-94 Series Models. Guaranteed Low PIM performance, Outdoor Rated, High Isolation, LOW VSWR and Loss, Single and Dual Band Ranges Tetra, SMR/PMR, Cellular, PCS, and UMTS. RoHS Compliant. | 4     | ea  | 211.00    | 844.00     |
| RG142PNMNM-3    | 3' DAS jumper using RG-142 plenum cable N M;N M                                                                                                                                                                               | 27    | ea  | 45.87     | 1,238.49   |
| MISC-MAT        | MISC MATERIALS USED IN SYSTEM INSTALLATIONS antenna mounts, Terminations,Cable hanging materials                                                                                                                              |       |     | 425.00    | 425.00     |
| DH7S-A-7S33A    | Fiplex Model DH7S-A-7S33A Fiplex Model DH7S-A-7S33A DIGITAL SIGNAL BOOSTER. PS 800 + 700 MHz + FirstNet, Dual Band +33dBm per band, Class A, 32 filters per band + 2 Adj sub band, NFPA, AC.                                  | 1     | ea  | 11,250.00 | 11,250.00T |
| POLTSX-NFM-BF   | POLYPHASER   TSX-NFM-BF .700-2.7GHz Bulkhead Mount Coax Protector, N-F/N-M w/Bracket                                                                                                                                          | 2     | ea  | 141.98    | 283.96     |
| <b>Total</b>    |                                                                                                                                                                                                                               |       |     |           |            |

R.F. Design & Integration Inc  
 2180 Hornig Rd  
 Building C  
 Philadelphia, PA 19116  
 215-245-1700 Office 215-244-1960 Fax  
 sales@rfdesign-int.com



**Estimate PA Costars  
 012-115 /008-208**

|           |            |
|-----------|------------|
| Date      | Estimate # |
| 9/18/2022 | 7999       |

|                                                                                                                    |
|--------------------------------------------------------------------------------------------------------------------|
| <b>Name / Address</b>                                                                                              |
| West Chester School District<br>Spellman Education Center<br>782 Springdale Drive<br>Exton PA 19341<br>Mark Groves |

|                                                                           |
|---------------------------------------------------------------------------|
| <b>Ship To</b>                                                            |
| Penn Wood Elementry School<br>1470 Johnnys Way,<br>West Chester, PA 19382 |

|     |        |         |
|-----|--------|---------|
| Rep | Terms  | Project |
| LJA | Net 30 |         |

| Item    | Description                                                                               | Qty | U/M | Rate      | Total     |
|---------|-------------------------------------------------------------------------------------------|-----|-----|-----------|-----------|
| UD-05N  | 5 db coupler 350- 5800 mhz N female                                                       | 22  | ea  | 92.00     | 2,024.00  |
| D4-A05N | RD Microwaves 1 in 4 out Wilkerson<br>Splitter/combiner low power High iso N<br>connector | 1   | ea  | 175.00    | 175.00T   |
| D2-A02  | 2 way power divider N female 376 mhz - 2700<br>mhz                                        | 2   | ea  | 101.50    | 203.00    |
| 211450  | WilsonPro Enterprise 4300 Cell/PCS BDA                                                    | 1   | ea  | 13,500.00 | 13,500.00 |

|  |  |  |  |              |
|--|--|--|--|--------------|
|  |  |  |  | <b>Total</b> |
|--|--|--|--|--------------|

R.F. Design & Integration Inc  
 2180 Hornig Rd  
 Building C  
 Philadelphia, PA 19116  
 215-245-1700 Office 215-244-1960 Fax  
 sales@rfdesign-int.com



**Estimate PA Costars  
 012-115 /008-208**

|           |            |
|-----------|------------|
| Date      | Estimate # |
| 9/18/2022 | 7999       |


|                                                                                                                    |
|--------------------------------------------------------------------------------------------------------------------|
| <b>Name / Address</b>                                                                                              |
| West Chester School District<br>Spellman Education Center<br>782 Springdale Drive<br>Exton PA 19341<br>Mark Groves |

|                                                                           |
|---------------------------------------------------------------------------|
| <b>Ship To</b>                                                            |
| Penn Wood Elementry School<br>1470 Johnnys Way,<br>West Chester, PA 19382 |

|     |        |         |
|-----|--------|---------|
| Rep | Terms  | Project |
| LJA | Net 30 |         |

| Item                | Description                                                                                                                                                                                                                                                                                                                                                                                                                                                                                                                                                                                                                                                                                                                                                                                                                                                                                                                                                                                                                      | Qty | U/M | Rate      | Total      |
|---------------------|----------------------------------------------------------------------------------------------------------------------------------------------------------------------------------------------------------------------------------------------------------------------------------------------------------------------------------------------------------------------------------------------------------------------------------------------------------------------------------------------------------------------------------------------------------------------------------------------------------------------------------------------------------------------------------------------------------------------------------------------------------------------------------------------------------------------------------------------------------------------------------------------------------------------------------------------------------------------------------------------------------------------------------|-----|-----|-----------|------------|
| Das system imple... | RF Design Scope of work: Design as per Plan RF Coverage predictive computer modeling to be submitted to the customer , Installation of the following : Indoor/outdoor antenna systems, Taps, splitter,s feed lines connectors System wall mounting is preferred for a 6x6 plywood backer board System turn, Programming and alignment Post Walk survey testing with documentation to be submitted to the customer Actual Fire Dept testing escort as needed.<br><br>West Chester School District to supply the following:<br>Quad AC outlet 120 AC @ 20 Amps preferably on a backup circuit if available mounted in proximity of the BDA equipment Adequate Closet or room space to support 6X6 wall space Roof access and mounting space for antennas and feed lines Antenna mounting options TBD<br><br>This system provides radio communications coverage for the Chester County Department of Emergency Services for public safety and major cellular carrier coverage<br><br>System carries 1 year parts and labor warranty |     |     | 26,500.00 | 26,500.00  |
| Support Services    | Additional Warranty per year                                                                                                                                                                                                                                                                                                                                                                                                                                                                                                                                                                                                                                                                                                                                                                                                                                                                                                                                                                                                     | 1   | ea  | 3,500.00  | 3,500.00T  |
| Order Discount      | Order Discount                                                                                                                                                                                                                                                                                                                                                                                                                                                                                                                                                                                                                                                                                                                                                                                                                                                                                                                                                                                                                   | 1   | ea  | -10.00%   | -7,191.69T |
|                     | Sales Tax                                                                                                                                                                                                                                                                                                                                                                                                                                                                                                                                                                                                                                                                                                                                                                                                                                                                                                                                                                                                                        |     |     | 0.00%     | 0.00       |

|              |  |  |  |             |
|--------------|--|--|--|-------------|
| <b>Total</b> |  |  |  | \$64,725.24 |
|--------------|--|--|--|-------------|



**GEORGE ELY ASSOCIATES, INC**  
Athletic, Park, & Playground Equipment

P.O. Box 396  
Carlisle, PA 17013  
800 262-8448  
Fax 717 243-0439  
ely@pa.net

September 27, 2022

Joe McGuire, Supervisor of Grounds  
West Chester Area School District  
1181 McDermott Dr.  
West Chester, PA 19350  
610-659-0419, jmcguire@wcasd.k12.pa.us

**PLAYWORLD, Inc.**

*Mary C Howse, E-34210, SO1510720, 2000764*

|                                    |              |
|------------------------------------|--------------|
| 1 ea. ASY0508, replacement trolley | \$ 989.00    |
| 1 ea. UPS Freight, 3 boxes         | <u>45.00</u> |
|                                    | \$ 1,034.00  |

Individual Prices includes freight.  
Individual Prices do not include unloading, installation, or assembly.  
Quote is valid for 30 days.

**PAYMENT TERMS:** Net 20 days. If you are paying by credit card, please add 3% to the Total Price

*TO PURCHASE: Please sign and return/fax one copy of this quotation.*

x \_\_\_\_\_ PO# (if needed) \_\_\_\_\_

Shipping address: (if other than above) \_\_\_\_\_  
\_\_\_\_\_

Contact for receiving: \_\_\_\_\_ ( ) \_\_\_\_\_

Thank you, Tara Ely, Sales Manager

George

# Ely

**ASSOCIATES**

Athletic, Park & Playground Equipment

800.262.8448

717.243.0439 Fax

ely@pa.net

PO Box 396

Carlisle, PA 17013

GeorgeElyAssociates.com

September 22, 2022

## PROPOSAL

Fern Hill ES

Slide

Joe McGuire  
West Chester Area School District  
Supervisor Of Grounds  
484-266-1268 Office  
610-659-0419 Cell  
[jmcguire@wcasd.net](mailto:jmcguire@wcasd.net)



|       |         |                                    |             |
|-------|---------|------------------------------------|-------------|
| 1 ea. | #CH2659 | 60" high Free-standing Glide slide | \$ 5,891.00 |
|       |         | DISCOUNT                           | - 294.00    |
|       |         |                                    | \$ 5,597.00 |
|       |         | FREIGHT                            | 667.00      |
|       |         |                                    | \$ 6,264.00 |

Prices effective for 30 days

Prices include delivery  
Prices do NOT include unloading, assembly, or installation  
Prices do NOT include recommended resilient materials

Allow 12-16 weeks for delivery  
Payment Terms: 50% deposit, Net 20 days

To place an order, please verify the above information, select color(s), indicate shipping & billing addresses, contact name & phone number, sign below & return with deposit..

X \_\_\_\_\_

Thank you,                     Dave Ely                    

We accept MC, Visa, Disc, & Amex.  
(ADD 2% for credit card purchases)  
Buyer agrees to pay a monthly late charge of 2% commencing 30 days after invoice date.



800.262.8448  
717.243.0439 Fax  
ely@pa.net  
PO Box 396  
Carlisle, PA 17013  
GeorgeElyAssociates.com

September 22, 2022

**PROPOSAL**  
Exton ES  
Swings

Joe McGuire  
West Chester Area School District  
Supervisor Of Grounds  
484-266-1268 Office  
610-659-0419 Cell  
jmcguire@wcasd.net



|       |            |                                |            |              |
|-------|------------|--------------------------------|------------|--------------|
| 1 ea. | #SWING-SP8 | Single post swing with 8 seats | \$5472 ea. | \$ 5,472.00  |
| 1 ea. | #SWING-SP4 | Single post swing with 4 seats | 2958 ea.   | \$ 3,958.00  |
| 1 ea. | #0892      | Accessible swing seat          |            | 1,292.00     |
|       |            |                                |            | \$ 9,722.00  |
|       |            | DISCOUNT                       |            | - 486.00     |
|       |            |                                |            | \$ 9,236.00  |
|       |            |                                | FREIGHT    | 789.00       |
|       |            |                                |            | \$ 10,025.00 |

Prices effective for 30 days

Prices include delivery  
Prices do NOT include unloading, assembly, or installation  
Prices do NOT include recommended resilient materials

Allow 12-16 weeks for delivery  
Payment Terms: 50% deposit, Net 20 days

To place an order, please verify the above information, select color(s), indicate shipping & billing addresses, contact name & phone number, sign below & return with deposit...

X \_\_\_\_\_

Thank you, DAVE ELY

We accept MC, Visa, Disc, & Amex.  
(ADD 2% for credit card purchases)  
Buyer agrees to pay a monthly late charge of 2% commencing 30 days after invoice date.



800.262.8448  
717.243.0439 Fax  
ely@pa.net

PO Box 396  
Carlisle, PA 17013

GeorgeElyAssociates.com

September 22, 2022

**PROPOSAL**  
East Bradford ES  
Swings

Joe McGuire  
West Chester Area School District  
Supervisor Of Grounds  
484-266-1268 Office  
610-659-0419 Cell  
[jmcguire@wcasd.net](mailto:jmcguire@wcasd.net)



|       |            |                                |            |                     |
|-------|------------|--------------------------------|------------|---------------------|
| 2 ea. | #SWING-SP6 | Single post swing with 6 seats | \$4215 ea. | \$ 8,430.00         |
| 1 ea. | #0892      | Accessible swing seat          |            | <u>1,292.00</u>     |
|       |            |                                |            | \$ 9,722.00         |
|       |            | DISCOUNT                       |            | - 486.00            |
|       |            |                                |            | <u>\$ 9,236.00</u>  |
|       |            |                                | FREIGHT    | 789.00              |
|       |            |                                |            | <u>\$ 10,025.00</u> |

Prices effective for 30 days

Prices include delivery  
Prices do NOT include unloading, assembly, or installation  
Prices do NOT include recommended resilient materials

Allow 12-16 weeks for delivery  
Payment Terms: 50% deposit, Net 20 days


To place an order, please verify the above information, select color(s), indicate shipping & billing addresses, contact name & phone number, sign below & return with deposit..

X \_\_\_\_\_

Thank you, Dave Ely

We accept MC, Visa, Disc, & Amex.  
(ADD 2% for credit card purchases)  
Buyer agrees to pay a monthly late charge of 2% commencing 30 days after invoice date.





**GEORGE ELY ASSOCIATES, INC**  
Athletic, Park, & Playground Equipment

P.O. Box 396  
Carlisle, PA 17013  
800 262-8448  
Fax 717 243-0439  
ely@pa.net

September 22, 2022

Joe McGuire, Supervisor of Grounds  
West Chester Area School District  
1181 McDermott Dr.  
West Chester, PA 19350  
610-659-0419, jmcguire@wcasd.k12.pa.us

**PLAYWORLD, Inc.**

*Penn Wood ES, Original E-21489, SO 0506140*

|                                                                             |        |
|-----------------------------------------------------------------------------|--------|
| 1 ea. ZZUN7090, Bounce Button kit, Brownstone plastic, Sand supprt          | 691.00 |
| 1 ea. ZZUN7146, 18" Stationary Button kit, Brownstone plastic, Sand support | 504.00 |

|                                                                  |            |          |
|------------------------------------------------------------------|------------|----------|
| 2 ea. Single Post Style Swing Unit w/ 5 belt seats, Color: _____ | \$4,046ea. | 8,092.00 |
|------------------------------------------------------------------|------------|----------|

|                                           |               |
|-------------------------------------------|---------------|
| 1 ea. LTL Freight, Non-lift gate delivery | <u>585.00</u> |
|                                           | \$ 9,872.00   |

Individual Prices includes freight.  
Individual Prices do not include unloading, installation, or assembly.  
Quote is valid for 30 days.

PAYMENT TERMS: Net 20 days. If you are paying by credit card, please add 3% to the Total Price


TO PURCHASE: Please sign and return/fax one copy of this quotation.

x \_\_\_\_\_ PO# (if needed) \_\_\_\_\_

Shipping address: (if other than above) \_\_\_\_\_  
\_\_\_\_\_

Contact for receiving: \_\_\_\_\_ ( ) \_\_\_\_\_

Thank you, Tara Ely, Sales Manager



**GEORGE ELY ASSOCIATES, INC**  
Athletic, Park, & Playground Equipment

P.O. Box 396  
Carlisle, PA 17013  
800 262-8448  
Fax 717 243-0439  
ely@pa.net

September 22, 2022

Joe McGuire, Supervisor of Grounds  
West Chester Area School District  
1181 McDermott Dr.  
West Chester, PA 19350  
610-659-0419, jmcguire@wcasd.k12.pa.us

**PLAYWORLD, Inc.**

*Westtown-Thornbury ES, Original E-18427, SO 0214317*

|                                                 |          |               |
|-------------------------------------------------|----------|---------------|
| 2 ea. ZZUN7090, Bounce Button kit, Blue Plastic | \$691ea. | \$ 1,382.00   |
| 1 ea. UPS Freight, 3 boxes                      |          | <u>135.00</u> |
|                                                 |          | \$ 1,517.00   |

Individual Prices includes freight.  
Individual Prices do not include unloading, installation, or assembly.  
Quote is valid for 30 days.

**PAYMENT TERMS:** Net 20 days. If you are paying by credit card, please add 3% to the Total Price

*TO PURCHASE: Please sign and return/fax one copy of this quotation.*

x \_\_\_\_\_ PO# (if needed) \_\_\_\_\_

Shipping address: (if other than above) \_\_\_\_\_

Contact for receiving: \_\_\_\_\_ ( ) \_\_\_\_\_

Thank you, Tara Ely, Sales Manager

West Chester Area School District

Property and Finance Committee

October 17, 2022

**2023-24 Capital and Capital Reserve Projects**

The Facilities and Operations Department is seeking approval from the Board of Directors for the 2023-24 Capital and Capital Reserves Projects.

The Fund 30 Capital Projects are as follow:

| <b>Location</b>  | <b>Project Description</b>                       | <b>Estimated Budget</b> |
|------------------|--------------------------------------------------|-------------------------|
| Penn Wood ES     | Re-roof Gymnasium and Seal Stone wall            | \$ 315,500              |
| Stetson MS       | Paving replacement - Stetson Parking Lots        | \$ 275,129              |
| Stetson MS       | Replace Boilers                                  | \$ 280,000              |
| Stetson MS       | Replace Emergency Generator and Control Wiring   | \$ 110,000              |
| StetsonMS        | Replace Auditorium Stage Lighting System to LEDs | \$ 85,250               |
| Peirce MS        | Replace Auditorium Stage Lighting System to LEDs | \$ 85,250               |
| Fugett MS        | Replace Emergency Generator and Control Wiring   | \$ 135,000              |
| East Bradford ES | Replace Emergency Generator and Control Wiring   | \$ 105,000              |
|                  |                                                  |                         |
|                  | 2023-2024 Fund 30 Capital Projects Allowance     | \$ 1,391,129            |
|                  | Total Estimated Costs of Fund 30 Projects        | \$ 1,391,129            |
|                  | (over)/under budget                              | \$ -                    |

The Fund 27 Capital Reserve Projects are as follow:

| <b>Location</b>          | <b>Project Description</b>                               | <b>Estimated Budget</b> |
|--------------------------|----------------------------------------------------------|-------------------------|
| District-wide            | Emergency Repairs                                        | \$ 60,000               |
| District-wide            | District-wide Concrete Sidewalk and Curb Replacement     | \$ 75,000               |
| District-wide            | District-wide Playground                                 | \$ 100,000              |
| District-wide            | Fencing Repairs/Replacement                              | \$ 75,000               |
| District-wide            | Flooring Replacement                                     | \$ 75,000               |
| District-wide            | Exterior door security                                   | \$ 125,000              |
| East HS                  | Seal Paving and Re-Lining parking lots                   | \$ 115,000              |
| Operations Building      | Replace Garage Doors (2)                                 | \$ 28,000               |
| Rustin HS                | Replace Back Flow Preventers at water meter pits         | \$ 175,000              |
| Rustin HS                | Add motorized loading dock plate                         | \$ 12,500               |
| Rustin HS                | Interior Building Painting                               | \$ 55,000               |
| Rustin HS                | Install door from Library to Courtyard                   | \$ 16,000               |
| Henderson HS             | Replace heating and chilled water insulation in main gym | \$ 50,000               |
| Henderson HS             | Replace Clocktower Controls                              | \$ 15,000               |
| Henderson HS             | Interior Building Painting                               | \$ 130,000              |
| Stetson MS               | Upgrade PA/Intercom System                               | \$ 55,000               |
| Peirce MS                | Upgrade PA/Intercom System                               | \$ 55,000               |
| Hillsdale ES             | Shingle roof at kindergarten playground                  | \$ 42,500               |
| East Bradford ES         | Replace Shed with Sea Can storage                        | \$ 8,000                |
| Penn Wood ES             | Replace Music Room Carpets                               | \$ 34,000               |
| Westtown<br>Thornbury ES | Replace Head End unit for PA/Intercom                    | \$ 35,000               |
| East HS                  | Install Two (2) Synthetic Turf Fields                    | \$ 3,500,000            |
|                          |                                                          |                         |
|                          | 2023-2024 Fund 27 Capital Projects Allowance             | \$ 2,392,872            |
|                          | Total Estimated Costs of Fund 27 Projects                | \$ 4,836,000            |
|                          | (over)/under budget                                      | \$(2,443,128)           |

We are seeking approval for the additional funds to be transferred from the Capital Reserve Fund to cover the new athletic fields at East.

Respectfully Submitted,

Wayne F. Birster Jr.  
 Director of Facilities and Operations  
 10/10/2022



# STRATEGIC AUDIT

WEST CHESTER AREA SCHOOL DISTRICT

A PROPOSAL BY

**BLUEPRINT** EVOLUTION



DR. ALEX IANNUCCI, CEO

# THE COMPANY

---

Blueprint Evolution (BE) is a management consulting company designed to help organizations cultivate thriving workforces in sustainable and meaningful ways.

The Blueprint Team operates from a strategic lens that calls everyone in to find ways to support and strengthen organizations, helping them navigate challenges and the inevitable changes that come with growth and enduring accomplishment.



## 15 Years of Experience

- Change Management Consultants
- Workforce Strategists
- Diversity, Equity, and Inclusion Experts

## INDUSTRY EXPERTS

- K-12
- Higher Education
- Fortune 500 Companies
- Non-Profits
- Healthcare

# OUR ARCHITECTS

---

At Blueprint, we are change agents who operate as architects to transform organizations into cohesive, efficient, and inclusive ones.

Our experienced and diverse group of experts uses those insights to develop custom strategic solutions that ensure all members of your organization have the opportunity to thrive and contribute.

## TEAM OF EXPERTS

- Organizational Change Management
- Strategic Communication Approaches
- Equity and Social Justice
- Education, Training, and Development
- Evaluation and Assessment
- Psychology

”

Blueprint is  
your guide.

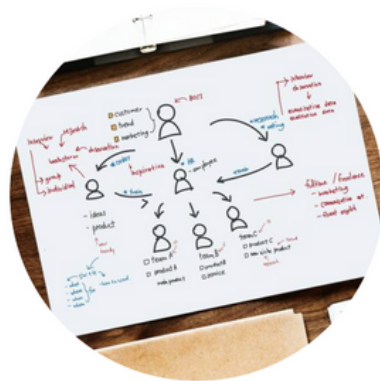
DR. ALEX IANNUCCI, CEO **BLUEPRINT** EVOLUTION

# WHY BLUEPRINT?

## AREAS OF EXPERTISE



**ORGANIZATIONAL  
STRATEGY &  
TRANSFORMATION**



**DIVERSITY, EQUITY,  
& INCLUSION**



**THRIVING  
WORKFORCES**



**LEADERSHIP &  
PROFESSIONAL  
DEVELOPMENT**

### STRATEGY

Blueprint Evolution is the premier management consulting firm, built to help organizations navigate the inevitable winds of change with strategic possibilities, thoughtful planning, and development for the future.

### RESPECT

Our Blueprint experts will strengthen your organization's foundation by guiding your engagement with your most important asset: your people.

### TRANSPARENCY

Blueprint is poised to partner with you and your team to develop custom strategies and applications that cultivate inclusive, thriving workforces and prepare management to lead through both prosperous and tumultuous times.

### INTEGRITY

We'll help you create the programs and policies that retain the best talent and attract prospective talent eager to join your team, partake in its culture, and contribute to its success.





# PROJECT DETAILS

## *STRATEGIC AUDIT OBJECTIVE:*

- Assess the organizational effectiveness of the **DIRECTOR OF EQUITY & ASSESSMENT POSITION** in the *WEST CHESTER AREA SCHOOL DISTRICT*.



### **STRATEGIC FOUNDATIONS**

- Needs
- Goals/Expectations




### **STAKEHOLDER INTERVIEWS**

- 15 Interviews with Key Stakeholders



### **ORGANIZATIONAL AUDIT**

- Document Review



### **STRATEGIC RECOMMENDATIONS**

- Thematization/Analysis
- Recommendations Summary/Roadmap

# TIMELINE

*October-December 2022*



**01** **OCTOBER**

STRATEGIC  
FOUNDATIONS

**02** **NOVEMBER**

STAKEHOLDER  
INTERVIEWS

**03** **DECEMBER**

STAKEHOLDER  
INTERVIEWS



# TIMELINE

*January-February 2023*



**01** JANUARY

DOCUMENT  
REVIEW

**02** FEBRUARY

STRATEGIC  
RECOMMENDATIONS



# BE MISSION

---

We offer a unique consulting partnership providing **strategic expertise, guiding purposeful inclusivity, and facilitating transformative solutions.**


We go beyond helping companies engage, retain, and develop employees by exploring and addressing complex issues that impact their most valuable asset- people.



PROVIDE STRATEGIC EXPERTISE



GUIDE PURPOSEFUL INCLUSIVITY



FACILITATE TRANSFORMATIVE SOLUTIONS

**BLUEPRINT**<sup>™</sup>  
EVOLUTION



*transformational*

---

DR. ALEX IANNUCCI, CEO  
[connect@blueprintevolution.com](mailto:connect@blueprintevolution.com)  
[www.blueprintevolution.com](http://www.blueprintevolution.com)  
(610) 572-3743

*Thank you!*



MEMO from the Director of Business Affairs

---

*Date: October 13, 2022*  
*TO: School Board Members*  
*FROM: John Scully*

*PROPERTY & FINANCE COMMITTEE*  
*MEMO AGENDA ITEMS – for October 25, 2022*

Unless I hear otherwise, the following items will be placed on the School Board “Consent Agenda” for the October 25, 2022 Board meeting. Enclosed please find the attachments for all items.

BOARD CONSENT ITEMS for October 25, 2022:

- Approval to Commit/Assign Fund Balances and to Complete Transfers from the General Fund to Other Funds
- Approval of 2021-22 Budget Transfers
- Change Orders – Renovations and Additions to Glen Acres Elementary School

cc: Dr. Sokolowski & Cabinet

**West Chester Area School District**

**Property & Finance Committee**

**Memo Item for 10/25/22**

**Approval to Commit/Assign Fund Balances and  
to Complete Transfers from General Fund to Other Funds**

Each year the Board is required to approve the District's committed and assigned General Fund Balances as well as transfers from the General Fund to Capital Reserve Fund.

Based on the June 30, 2022 financial results, approval is requested to commit fund balances for health care stabilization in the amount of \$4,159,909. Approval is also requested to assign fund balances for alternative education in the amount of \$2,000,000, property assessment fluctuations in the amount of \$1,000,000, technology/distance learning in the amount of \$500,000, Elementary construction in the amount of \$5,000,000, athletics in the amount of \$150,756, and millage stabilization in the amount of \$52,121,467.

The District's 2021-22 Budget includes a transfer from the General Fund to the Capital Reserve Fund in the amount of \$6,237,264. Approval is requested to also transfer \$459,006 in refunding savings from the General Fund to the Capital Reserve Fund and an additional \$33,834 from the General Fund to the Capital Reverse Fund.

Please let me know if you have any questions. This action item will be on the Consent Agenda for the October Board Meeting.

John T. Scully  
Director of Business Affairs  
October 12, 2022

WEST CHESTER AREA SCHOOL DISTRICT

**Property & Finance Committee**

**MEMO ITEM FOR 10/25/22**

**Approval of 2021-22 Budget Transfers**

Budgetary transfers are required to comply with Section 609 of the Pennsylvania School Code. These transfers have been requested by District Principals and Administrators.

An electronic copy of all transfers for 2021-22 are included in the 10-25-22 Property and Finance Committee consent packet.

*Approval of 2021-22 Budget Transfers will be included on the Consent Agenda for the Property & Finance Committee ACTION ITEMS at the 10/25/22 Board meeting.*

John T. Scully  
Director of Business Affairs  
10/4/22



## Budget Transfers By Period

| Journal Entry Number | Date Entered | Operator | Account Code | Transaction Amount | Transaction Description |
|----------------------|--------------|----------|--------------|--------------------|-------------------------|
| 22000057             | 08/09/2021   | dclark1  | 153          | \$100.00           | TO COVER SHORTAGE       |
|                      | 08/09/2021   | dclark1  | 530          | \$100.00           | TO COVER SHORTAGE       |
|                      | 08/09/2021   | dclark1  | 610          | \$5.00             | TO COVER SHORTAGE       |
|                      | 08/09/2021   | dclark1  | 610          | (\$205.00)         | TO COVER SHORTAGE       |
| <b>22000057</b>      |              |          |              | <b>\$0.00</b>      |                         |
| 22000059             | 08/09/2021   | lcherash | 610          | (\$938.10)         |                         |
|                      | 08/09/2021   | lcherash | 350          | \$638.10           |                         |
|                      | 08/09/2021   | lcherash | 390          | \$120.00           |                         |
|                      | 08/09/2021   | lcherash | 390          | \$180.00           |                         |
| <b>22000059</b>      |              |          |              | <b>\$0.00</b>      |                         |
| 22000077             | 09/21/2021   | lcherash | 350          | \$638.10           |                         |
|                      | 09/21/2021   | lcherash | 153          | (\$638.10)         |                         |
| <b>22000077</b>      |              |          |              | <b>\$0.00</b>      |                         |
| 22000078             | 10/07/2021   | jmatys   | 890          | (\$162,963.20)     | BUDGET ROLLOVER         |
|                      | 10/07/2021   | jmatys   | 610          | \$162,963.20       | BUDGET ROLLOVER         |
|                      | 10/07/2021   | jmatys   | 890          | (\$43,886.32)      | BUDGET ROLLOVER         |
|                      | 10/07/2021   | jmatys   | 610          | \$43,886.32        | BUDGET ROLLOVER         |
| <b>22000078</b>      |              |          |              | <b>\$0.00</b>      |                         |
| 22000079             | 10/01/2021   | ralexand | 760          | (\$400.00)         | COVER ATTENDANCE SALARY |
|                      | 10/01/2021   | ralexand | 153          | \$400.00           | COVER ATTENDANCE SALARY |
| <b>22000079</b>      |              |          |              | <b>\$0.00</b>      |                         |
| 22000080             | 10/01/2021   | ralexand | 640          | (\$200.00)         | COVER SUPPLIES          |
|                      | 10/01/2021   | ralexand | 610          | \$200.00           | COVER SUPPLIES          |
| <b>22000080</b>      |              |          |              | <b>\$0.00</b>      |                         |
| 22000081             | 10/01/2021   | ralexand | 390          | (\$100.00)         | COVER SUPPLIES          |
|                      | 10/01/2021   | ralexand | 610          | \$100.00           | COVER SUPPLIES          |
| <b>22000081</b>      |              |          |              | <b>\$0.00</b>      |                         |
| 22000082             | 10/01/2021   | ralexand | 390          | (\$100.00)         | COVER SUPPLIES          |
|                      | 10/01/2021   | ralexand | 610          | \$100.00           | COVER SUPPLIES          |
| <b>22000082</b>      |              |          |              | <b>\$0.00</b>      |                         |
| 22000083             | 10/01/2021   | ralexand | 390          | (\$100.00)         | COVER SUPPLIES          |
|                      | 10/01/2021   | ralexand | 610          | \$100.00           | COVER SUPPLIES          |
| <b>22000083</b>      |              |          |              | <b>\$0.00</b>      |                         |
| 22000084             | 10/01/2021   | ralexand | 390          | (\$100.00)         | COVER SUPPLIES          |
|                      | 10/01/2021   | ralexand | 610          | \$100.00           | COVER SUPPLIES          |
| <b>22000084</b>      |              |          |              | <b>\$0.00</b>      |                         |
| 22000085             | 10/01/2021   | ralexand | 640          | (\$1,025.00)       | COVER SUPPLIES          |
|                      | 10/01/2021   | ralexand | 610          | \$1,025.00         | COVER SUPPLIES          |
| <b>22000085</b>      |              |          |              | <b>\$0.00</b>      |                         |
| 22000086             | 10/01/2021   | ralexand | 810          | (\$17.00)          | COVER SUPPLIES          |
|                      | 10/01/2021   | ralexand | 610          | \$17.00            | COVER SUPPLIES          |
| <b>22000086</b>      |              |          |              | <b>\$0.00</b>      |                         |

## Budget Transfers By Period

| Journal Entry Number | Date Entered | Operator | Account Code | Transaction Amount | Transaction Description   |
|----------------------|--------------|----------|--------------|--------------------|---------------------------|
| 22000087             | 10/01/2021   | ralexand | 640          | (\$75.00)          | COVER SUPPLIES            |
|                      | 10/01/2021   | ralexand | 610          | \$75.00            | COVER SUPPLIES            |
| <b>22000087</b>      |              |          |              | <b>\$0.00</b>      |                           |
| 22000088             | 10/01/2021   | nkelly   | 581          | (\$1,000.00)       | COVER SHORTAGE            |
|                      | 10/01/2021   | nkelly   | 580          | \$1,000.00         | COVER SHORTAGE            |
|                      | 10/01/2021   | nkelly   | 550          | (\$177.58)         | COVER SHORTAGE            |
|                      | 10/01/2021   | nkelly   | 153          | \$177.58           | COVER SHORTAGE            |
| <b>22000088</b>      |              |          |              | <b>\$0.00</b>      |                           |
| 22000089             | 10/01/2021   | nkelly   | 580          | (\$818.00)         | COVER SHORTAGE            |
|                      | 10/01/2021   | nkelly   | 430          | \$818.00           | COVER SHORTAGE            |
| <b>22000089</b>      |              |          |              | <b>\$0.00</b>      |                           |
| 22000090             | 10/01/2021   | mbrown1  | 324          | (\$240.00)         | TO REIMBURSE WL FUSCO     |
|                      | 10/01/2021   | mbrown1  | 324          | \$240.00           | TO REIMBURSE WL FUSCO     |
| <b>22000090</b>      |              |          |              | <b>\$0.00</b>      |                           |
| 22000091             | 10/01/2021   | mbrown1  | 610          | (\$1,107.48)       | FOR YABLA PO              |
|                      | 10/01/2021   | mbrown1  | 329          | \$1,107.48         | FOR YABLA PO              |
| <b>22000091</b>      |              |          |              | <b>\$0.00</b>      |                           |
| 22000092             | 10/01/2021   | mbrown1  | 610          | (\$11.98)          | TO WL - SARAH'S PLANNER   |
|                      | 10/01/2021   | mbrown1  | 610          | \$11.98            | TO WL - SARAH'S PLANNER   |
| <b>22000092</b>      |              |          |              | <b>\$0.00</b>      |                           |
| 22000093             | 10/01/2021   | mbrown1  | 610          | (\$154.35)         | REIMB FOR MATH OD PO      |
|                      | 10/01/2021   | mbrown1  | 610          | \$154.35           | REIMB FOR MATH OD PO      |
| <b>22000093</b>      |              |          |              | <b>\$0.00</b>      |                           |
| 22000094             | 10/01/2021   | mbrown1  | 610          | (\$37.00)          | TO ENG FOR TICKETS        |
|                      | 10/01/2021   | mbrown1  | 610          | \$37.00            | TO ENG FOR TICKETS        |
| <b>22000094</b>      |              |          |              | <b>\$0.00</b>      |                           |
| 22000095             | 10/01/2021   | mbrown1  | 610          | (\$12.51)          | TO SPED 610 FOR DISPENSER |
|                      | 10/01/2021   | mbrown1  | 610          | \$12.51            | TO SPED 610 FOR DISPENSER |
| <b>22000095</b>      |              |          |              | <b>\$0.00</b>      |                           |
| 22000096             | 10/01/2021   | cbussler | 610          | (\$55.00)          | BOOK                      |
|                      | 10/01/2021   | cbussler | 640          | \$55.00            | BOOK                      |
| <b>22000096</b>      |              |          |              | <b>\$0.00</b>      |                           |
| 22000097             | 10/01/2021   | cbussler | 640          | (\$1,600.00)       | READING                   |
|                      | 10/01/2021   | cbussler | 610          | \$1,600.00         | READING                   |
| <b>22000097</b>      |              |          |              | <b>\$0.00</b>      |                           |
| 22000098             | 10/01/2021   | scatramb | 610          | (\$5,100.00)       | COVER BALANCE             |
|                      | 10/01/2021   | scatramb | 430          | \$5,100.00         | COVER BALANCE             |
|                      | 10/01/2021   | scatramb | 610          | (\$13.95)          | COVER BALANCE             |
|                      | 10/01/2021   | scatramb | 153          | \$13.95            | COVER BALANCE             |
| <b>22000098</b>      |              |          |              | <b>\$0.00</b>      |                           |

## Budget Transfers By Period

| Journal Entry Number | Date Entered | Operator | Account Code | Transaction Amount | Transaction Description  |
|----------------------|--------------|----------|--------------|--------------------|--------------------------|
| 22000099             | 10/01/2021   | mpitt    | 640          | (\$1,099.44)       | BALANCE NEG ACCT         |
|                      | 10/01/2021   | mpitt    | 442          | \$1,099.44         | BALANCE NEG ACCT         |
| <b>22000099</b>      |              |          |              | <b>\$0.00</b>      |                          |
| 22000100             | 10/01/2021   | mbrown1  | 610          | (\$2,000.00)       | TO PAY AKINDI - ACCT 650 |
|                      | 10/01/2021   | mbrown1  | 650          | \$2,000.00         | TO PAY AKINDI - ACCT 650 |
| <b>22000100</b>      |              |          |              | <b>\$0.00</b>      |                          |
| 22000101             | 10/01/2021   | mpitt    | 640          | (\$50.00)          | BALANCE NEG ACCT         |
|                      | 10/01/2021   | mpitt    | 153          | \$50.00            | BALANCE NEG ACCT         |
| <b>22000101</b>      |              |          |              | <b>\$0.00</b>      |                          |
| 22000102             | 10/01/2021   | mpitt    | 640          | (\$347.88)         | BALANCE NEG ACCT         |
|                      | 10/01/2021   | mpitt    | 610          | \$347.88           | BALANCE NEG ACCT         |
| <b>22000102</b>      |              |          |              | <b>\$0.00</b>      |                          |
| 22000104             | 10/01/2021   | mpitt    | 635          | (\$11.11)          | BALANCE NEG ACCT         |
|                      | 10/01/2021   | mpitt    | 610          | \$11.11            | BALANCE NEG ACCT         |
| <b>22000104</b>      |              |          |              | <b>\$0.00</b>      |                          |
| 22000105             | 10/01/2021   | cbussler | 390          | (\$165.49)         | FOOTBALL                 |
|                      | 10/01/2021   | cbussler | 610          | \$165.49           | FOOTBALL                 |
| <b>22000105</b>      |              |          |              | <b>\$0.00</b>      |                          |
| 22000106             | 10/01/2021   | mpitt    | 635          | (\$100.00)         | BALANCE ACCT             |
|                      | 10/01/2021   | mpitt    | 153          | \$100.00           | BALANCE ACCT             |
| <b>22000106</b>      |              |          |              | <b>\$0.00</b>      |                          |
| 22000107             | 10/01/2021   | cbussler | 513          | (\$200.00)         | BASEBALL                 |
|                      | 10/01/2021   | cbussler | 610          | \$200.00           | BASEBALL                 |
|                      | 10/01/2021   | cbussler | 513          | (\$508.18)         | BASEBALL                 |
|                      | 10/01/2021   | cbussler | 390          | \$508.18           | BASEBALL                 |
| <b>22000107</b>      |              |          |              | <b>\$0.00</b>      |                          |
| 22000108             | 10/01/2021   | mbrown1  | 324          | (\$23,995.34)      | TO COV 752 FOR FURNITURE |
|                      | 10/01/2021   | mbrown1  | 752          | \$23,995.34        | TO COV 752 FOR FURNITURE |
| <b>22000108</b>      |              |          |              | <b>\$0.00</b>      |                          |
| 22000109             | 10/01/2021   | mbrown1  | 610          | (\$600.00)         | TO COV \$600 FALSE ALARM |
|                      | 10/01/2021   | mbrown1  | 810          | \$600.00           | TO COV \$600 FALSE ALARM |
| <b>22000109</b>      |              |          |              | <b>\$0.00</b>      |                          |
| 22000110             | 10/01/2021   | mbrown1  | 153          | (\$2.14)           | TO COV CONNIE OT         |
|                      | 10/01/2021   | mbrown1  | 153          | \$2.14             | TO COV CONNIE OT         |
| <b>22000110</b>      |              |          |              | <b>\$0.00</b>      |                          |
| 22000111             | 10/01/2021   | cbussler | 640          | (\$493.09)         | LIBRARY SUB              |
|                      | 10/01/2021   | cbussler | 610          | \$493.09           | LIBRARY SUB              |
| <b>22000111</b>      |              |          |              | <b>\$0.00</b>      |                          |
| 22000112             | 10/01/2021   | mbrown1  | 530          | (\$44.77)          | TO COV 640 B&N PO        |
|                      | 10/01/2021   | mbrown1  | 640          | \$44.77            | TO COV 640 B&N PO        |
| <b>22000112</b>      |              |          |              | <b>\$0.00</b>      |                          |
| 22000113             | 10/01/2021   | koswald  | 610          | (\$2,334.16)       |                          |

## Budget Transfers By Period

| Journal Entry Number | Date Entered | Operator | Account Code | Transaction Amount | Transaction Description |
|----------------------|--------------|----------|--------------|--------------------|-------------------------|
| 22000113             | 10/01/2021   | koswald  | 640          | \$2,334.16         |                         |
|                      | 10/01/2021   | koswald  | 610          | (\$1,997.38)       |                         |
|                      | 10/01/2021   | koswald  | 123          | \$1,997.38         |                         |
|                      | 10/01/2021   | koswald  | 610          | (\$25.60)          |                         |
|                      | 10/01/2021   | koswald  | 153          | \$25.60            |                         |
|                      | 10/01/2021   | koswald  | 610          | (\$103.77)         |                         |
|                      | 10/01/2021   | koswald  | 123          | \$103.77           |                         |
| <b>22000113</b>      |              |          |              | <b>\$0.00</b>      |                         |
| 22000114             | 10/01/2021   | koswald  | 610          | (\$180.80)         |                         |
|                      | 10/01/2021   | koswald  | 635          | \$180.80           |                         |
| <b>22000114</b>      |              |          |              | <b>\$0.00</b>      |                         |
| 22000115             | 10/02/2021   | kmccormi | 610          | (\$7,258.00)       | TO COVER NEG BALANCES   |
|                      | 10/02/2021   | kmccormi | 610          | \$7,258.00         | TO COVER NEG BALANCES   |
| <b>22000115</b>      |              |          |              | <b>\$0.00</b>      |                         |
| 22000117             | 10/02/2021   | kmccormi | 610          | (\$24.00)          | COVER NEG BALANCE       |
|                      | 10/02/2021   | kmccormi | 810          | \$24.00            | COVER NEG BALANCE       |
| <b>22000117</b>      |              |          |              | <b>\$0.00</b>      |                         |
| 22000118             | 10/02/2021   | kmccormi | 610          | (\$200.00)         | TO COVER NEG BALANCE    |
|                      | 10/02/2021   | kmccormi | 810          | \$200.00           | TO COVER NEG BALANCE    |
|                      | 10/02/2021   | kmccormi | 610          | (\$627.00)         | TO COVER NEG BALANCE    |
|                      | 10/02/2021   | kmccormi | 810          | \$627.00           | TO COVER NEG BALANCE    |
| <b>22000118</b>      |              |          |              | <b>\$0.00</b>      |                         |
| 22000119             | 10/02/2021   | kmccormi | 610          | (\$4,490.41)       | TO COVER NEG BALANCE    |
|                      | 10/02/2021   | kmccormi | 430          | \$4,490.41         | TO COVER NEG BALANCE    |
|                      | 10/02/2021   | kmccormi | 610          | (\$315.00)         | TO COVER NEG BALANCE    |
|                      | 10/02/2021   | kmccormi | 810          | \$315.00           | TO COVER NEG BALANCE    |
| <b>22000119</b>      |              |          |              | <b>\$0.00</b>      |                         |
| 22000120             | 10/02/2021   | kmccormi | 610          | (\$42.00)          | TO COVER NEG BALANCE    |
|                      | 10/02/2021   | kmccormi | 610          | \$42.00            | TO COVER NEG BALANCE    |
|                      | 10/02/2021   | kmccormi | 610          | (\$950.00)         | TO COVER NEG BALANCE    |
|                      | 10/02/2021   | kmccormi | 810          | \$950.00           | TO COVER NEG BALANCE    |
|                      | 10/02/2021   | kmccormi | 610          | (\$268.95)         | TO COVER NEG BALANCE    |
|                      | 10/02/2021   | kmccormi | 153          | \$268.95           | TO COVER NEG BALANCE    |
| <b>22000120</b>      |              |          |              | <b>\$0.00</b>      |                         |
| 22000121             | 10/02/2021   | kmccormi | 610          | (\$75.00)          | TO COVER NEG BALANCE    |
|                      | 10/02/2021   | kmccormi | 810          | \$75.00            | TO COVER NEG BALANCE    |
| <b>22000121</b>      |              |          |              | <b>\$0.00</b>      |                         |
| 22000123             | 10/04/2021   | clee     | 650          | \$4,000.00         |                         |
|                      | 10/04/2021   | clee     | 438          | (\$4,000.00)       |                         |
| <b>22000123</b>      |              |          |              | <b>\$0.00</b>      |                         |
| 22000124             | 10/04/2021   | lteodoro | 442          | (\$300.00)         | ROTHWELL COPIER         |
|                      | 10/04/2021   | lteodoro | 430          | \$300.00           | ROTHWELL COPIER         |

## Budget Transfers By Period

| Journal Entry Number | Date Entered | Operator | Account Code | Transaction Amount | Transaction Description   |
|----------------------|--------------|----------|--------------|--------------------|---------------------------|
| 22000124             | 10/04/2021   | lteodoro | 640          | (\$50.00)          | ROTHWELL COPIER           |
|                      | 10/04/2021   | lteodoro | 635          | \$50.00            | ROTHWELL COPIER           |
| <b>22000124</b>      |              |          |              | <b>\$0.00</b>      |                           |
| 22000125             | 10/04/2021   | mpitt    | 610          | (\$349.56)         | BALANCE ACCT              |
|                      | 10/04/2021   | mpitt    | 610          | \$349.56           | BALANCE ACCT              |
| <b>22000125</b>      |              |          |              | <b>\$0.00</b>      |                           |
| 22000126             | 10/04/2021   | cbussler | 390          | (\$1,000.00)       | WRESTLING                 |
|                      | 10/04/2021   | cbussler | 610          | \$1,000.00         | WRESTLING                 |
| <b>22000126</b>      |              |          |              | <b>\$0.00</b>      |                           |
| 22000127             | 10/04/2021   | cbussler | 513          | (\$1,200.00)       | WRESTLING                 |
|                      | 10/04/2021   | cbussler | 610          | \$1,200.00         | WRESTLING                 |
| <b>22000127</b>      |              |          |              | <b>\$0.00</b>      |                           |
| 22000128             | 10/04/2021   | cbussler | 610          | \$1,067.00         | NEEDED WRESTLING SINGLETs |
|                      | 10/04/2021   | cbussler | 610          | (\$1,067.00)       | NEEDED WRESTLING SINGLETs |
| <b>22000128</b>      |              |          |              | <b>\$0.00</b>      |                           |
| 22000129             | 10/04/2021   | kavaglia | 610          | (\$21.12)          | COVER OVERAGE             |
|                      | 10/04/2021   | kavaglia | 640          | \$21.12            | COVER OVERAGE             |
| <b>22000129</b>      |              |          |              | <b>\$0.00</b>      |                           |
| 22000130             | 10/04/2021   | kavaglia | 610          | (\$129.35)         | COVER OVERAGE             |
|                      | 10/04/2021   | kavaglia | 640          | \$129.35           | COVER OVERAGE             |
| <b>22000130</b>      |              |          |              | <b>\$0.00</b>      |                           |
| 22000131             | 10/04/2021   | kavaglia | 610          | (\$151.15)         | COVER OVERAGE             |
|                      | 10/04/2021   | kavaglia | 550          | \$151.15           | COVER OVERAGE             |
| <b>22000131</b>      |              |          |              | <b>\$0.00</b>      |                           |
| 22000132             | 10/04/2021   | kavaglia | 153          | (\$189.11)         | COVER OVERAGE             |
|                      | 10/04/2021   | kavaglia | 153          | \$189.11           | COVER OVERAGE             |
| <b>22000132</b>      |              |          |              | <b>\$0.00</b>      |                           |
| 22000133             | 10/04/2021   | cdoran   | 442          | (\$3,850.00)       | COVER NEGATIVE BALANCE    |
|                      | 10/04/2021   | cdoran   | 430          | \$3,850.00         | COVER NEGATIVE BALANCE    |
| <b>22000133</b>      |              |          |              | <b>\$0.00</b>      |                           |
| 22000134             | 10/04/2021   | cdoran   | 810          | (\$197.00)         | COVER NEGATIVE BALANCE    |
|                      | 10/04/2021   | cdoran   | 811          | \$197.00           | COVER NEGATIVE BALANCE    |
| <b>22000134</b>      |              |          |              | <b>\$0.00</b>      |                           |
| 22000135             | 10/04/2021   | msmith2  | 153          | (\$64.06)          | TRANSFER TO 18B 153       |
|                      | 10/04/2021   | msmith2  | 153          | \$64.06            | TRANSFER TO 18B 153       |
| <b>22000135</b>      |              |          |              | <b>\$0.00</b>      |                           |
| 22000136             | 10/04/2021   | msmith2  | 610          | (\$390.00)         | TRANSFER TO SM 810        |
|                      | 10/04/2021   | msmith2  | 810          | \$390.00           | TRANSFER TO SM 810        |
| <b>22000136</b>      |              |          |              | <b>\$0.00</b>      |                           |
| 22000137             | 10/04/2021   | kavaglia | 390          | (\$450.00)         | FUNDS REQUEST TRANSFER    |
|                      | 10/04/2021   | kavaglia | 610          | \$450.00           | FUNDS REQUEST TRANSFER    |
| <b>22000137</b>      |              |          |              | <b>\$0.00</b>      |                           |

## Budget Transfers By Period

| Journal Entry Number | Date Entered | Operator | Account Code | Transaction Amount | Transaction Description |
|----------------------|--------------|----------|--------------|--------------------|-------------------------|
| 22000138             | 10/05/2021   | eronayne | 610          | (\$349.00)         | TRANSFER TO 30B 610     |
|                      | 10/05/2021   | eronayne | 610          | \$349.00           | TRANSFER TO 30B 610     |
| <b>22000138</b>      |              |          |              | <b>\$0.00</b>      |                         |
| 22000139             | 10/05/2021   | eronayne | 513          | (\$1,216.00)       | TRANSFER TO 30F 810     |
|                      | 10/05/2021   | eronayne | 810          | \$1,216.00         | TRANSFER TO 30F 810     |
| <b>22000139</b>      |              |          |              | <b>\$0.00</b>      |                         |
| 22000140             | 10/05/2021   | eronayne | 610          | (\$28.23)          | TRANSFER TO 30S 153     |
|                      | 10/05/2021   | eronayne | 153          | \$28.23            | TRANSFER TO 30S 153     |
| <b>22000140</b>      |              |          |              | <b>\$0.00</b>      |                         |
| 22000141             | 10/05/2021   | eronayne | 610          | (\$425.00)         | TRANSFER TO 30S 810     |
|                      | 10/05/2021   | eronayne | 810          | \$425.00           | TRANSFER TO 30S 810     |
| <b>22000141</b>      |              |          |              | <b>\$0.00</b>      |                         |
| 22000142             | 10/05/2021   | eronayne | 610          | (\$127.40)         | TRANSER TO 30W 610      |
|                      | 10/05/2021   | eronayne | 610          | \$127.40           | TRANSER TO 30W 610      |
| <b>22000142</b>      |              |          |              | <b>\$0.00</b>      |                         |
| 22000143             | 10/05/2021   | eronayne | 610          | (\$308.00)         | TRANSFER TO 30Y 610     |
|                      | 10/05/2021   | eronayne | 610          | \$308.00           | TRANSFER TO 30Y 610     |
| <b>22000143</b>      |              |          |              | <b>\$0.00</b>      |                         |
| 22000144             | 10/05/2021   | eronayne | 610          | (\$80.00)          | TRANSFER TO 30S 810     |
|                      | 10/05/2021   | eronayne | 810          | \$80.00            | TRANSFER TO 30S 810     |
| <b>22000144</b>      |              |          |              | <b>\$0.00</b>      |                         |
| 22000145             | 10/05/2021   | eronayne | 610          | (\$248.00)         | TRANSFER TO 30R 610     |
|                      | 10/05/2021   | eronayne | 610          | \$248.00           | TRANSFER TO 30R 610     |
| <b>22000145</b>      |              |          |              | <b>\$0.00</b>      |                         |
| 22000146             | 10/05/2021   | eronayne | 390          | (\$200.00)         | TRANSFER TO 30Y 810     |
|                      | 10/05/2021   | eronayne | 810          | \$200.00           | TRANSFER TO 30Y 810     |
| <b>22000146</b>      |              |          |              | <b>\$0.00</b>      |                         |
| 22000147             | 10/05/2021   | eronayne | 610          | (\$2,925.00)       | TRANSFER TO 30Z 135     |
|                      | 10/05/2021   | eronayne | 135          | \$2,925.00         | TRANSFER TO 30Z 135     |
| <b>22000147</b>      |              |          |              | <b>\$0.00</b>      |                         |
| 22000148             | 10/05/2021   | amcveigh | 123          | (\$578.00)         | TO COVER DEFICIT        |
|                      | 10/05/2021   | amcveigh | 315          | \$578.00           | TO COVER DEFICIT        |
|                      | 10/05/2021   | amcveigh | 550          | (\$274.13)         | TO COVER DEFICIT        |
|                      | 10/05/2021   | amcveigh | 153          | \$274.13           | TO COVER DEFICIT        |
|                      | 10/05/2021   | amcveigh | 610          | (\$1,074.14)       | TO COVER DEFICIT        |
|                      | 10/05/2021   | amcveigh | 123          | \$1,074.14         | TO COVER DEFICIT        |
|                      | 10/05/2021   | amcveigh | 610          | (\$225.94)         | TO COVER DEFICIT        |
|                      | 10/05/2021   | amcveigh | 153          | \$225.94           | TO COVER DEFICIT        |
|                      | 10/05/2021   | amcveigh | 650          | (\$16.60)          | TO COVER DEFICIT        |
|                      | 10/05/2021   | amcveigh | 640          | \$16.60            | TO COVER DEFICIT        |
| <b>22000148</b>      |              |          |              | <b>\$0.00</b>      |                         |

## Budget Transfers By Period

| Journal Entry Number | Date Entered | Operator | Account Code | Transaction Amount | Transaction Description  |
|----------------------|--------------|----------|--------------|--------------------|--------------------------|
| 22000149             | 10/05/2021   | kzaleta  | 330          | (\$50,000.00)      | COVER NEG. BALANCE       |
|                      | 10/05/2021   | kzaleta  | 330          | \$50,000.00        | COVER NEG. BALANCE       |
| <b>22000149</b>      |              |          |              | <b>\$0.00</b>      |                          |
| 22000150             | 10/05/2021   | jmatthew | 890          | (\$4,405,877.00)   | BUDGET RESERVE XFER      |
|                      | 10/05/2021   | jmatthew | 211          | \$1,944,539.00     | BUDGET RESERVE XFER      |
|                      | 10/05/2021   | jmatthew | 212          | \$58,913.00        | BUDGET RESERVE XFER      |
|                      | 10/05/2021   | jmatthew | 215          | \$9,292.00         | BUDGET RESERVE XFER      |
|                      | 10/05/2021   | jmatthew | 214          | \$25,764.00        | BUDGET RESERVE XFER      |
|                      | 10/05/2021   | jmatthew | 260          | \$19,347.00        | BUDGET RESERVE XFER      |
|                      | 10/05/2021   | jmatthew | 302          | \$1,130,371.00     | BUDGET RESERVE XFER      |
|                      | 10/05/2021   | jmatthew | 302          | \$90,000.00        | BUDGET RESERVE XFER      |
|                      | 10/05/2021   | jmatthew | 322          | \$8,543.00         | BUDGET RESERVE XFER      |
|                      | 10/05/2021   | jmatthew | 562          | \$502,289.00       | BUDGET RESERVE XFER      |
|                      | 10/05/2021   | jmatthew | 562          | \$616,819.00       | BUDGET RESERVE XFER      |
| <b>22000150</b>      |              |          |              | <b>\$0.00</b>      |                          |
| 22000151             | 10/05/2021   | lteodoro | 635          | (\$100.00)         | SECONDARY BOOKS          |
|                      | 10/05/2021   | lteodoro | 640          | \$100.00           | SECONDARY BOOKS          |
| <b>22000151</b>      |              |          |              | <b>\$0.00</b>      |                          |
| 22000152             | 10/06/2021   | kmccormi | 513          | (\$1,110.00)       | TO PAY INVOICE           |
|                      | 10/06/2021   | kmccormi | 350          | \$1,110.00         | TO PAY INVOICE           |
| <b>22000152</b>      |              |          |              | <b>\$0.00</b>      |                          |
| 22000154             | 10/06/2021   | cmoulden | 330          | (\$5,063.29)       | OCTOBER BUDGET TRANSFERS |
|                      | 10/06/2021   | cmoulden | 430          | \$5,000.00         | OCTOBER BUDGET TRANSFERS |
|                      | 10/06/2021   | cmoulden | 635          | \$63.29            | OCTOBER BUDGET TRANSFERS |
|                      | 10/06/2021   | cmoulden | 610          | (\$5,000.00)       | OCTOBER BUDGET TRANSFERS |
|                      | 10/06/2021   | cmoulden | 430          | \$5,000.00         | OCTOBER BUDGET TRANSFERS |
|                      | 10/06/2021   | cmoulden | 430          | (\$105,510.00)     | OCTOBER BUDGET TRANSFERS |
|                      | 10/06/2021   | cmoulden | 610          | \$1,000.00         | OCTOBER BUDGET TRANSFERS |
|                      | 10/06/2021   | cmoulden | 610          | \$10,000.00        | OCTOBER BUDGET TRANSFERS |
|                      | 10/06/2021   | cmoulden | 762          | \$9,510.00         | OCTOBER BUDGET TRANSFERS |
|                      | 10/06/2021   | cmoulden | 610          | \$85,000.00        | OCTOBER BUDGET TRANSFERS |
| <b>22000154</b>      |              |          |              | <b>\$0.00</b>      |                          |
| 22000155             | 10/06/2021   | kmccormi | 610          | (\$32.00)          | TO PAY FEE               |
|                      | 10/06/2021   | kmccormi | 810          | \$32.00            | TO PAY FEE               |
| <b>22000155</b>      |              |          |              | <b>\$0.00</b>      |                          |
| 22000157             | 10/06/2021   | cbussler | 580          | \$12.99            | SALARY                   |
|                      | 10/06/2021   | cbussler | 610          | (\$12.99)          | SALARY                   |
| <b>22000157</b>      |              |          |              | <b>\$0.00</b>      |                          |
| 22000158             | 10/06/2021   | cbussler | 635          | \$173.00           | COFFEE ETC               |
|                      | 10/06/2021   | cbussler | 610          | (\$173.00)         | COFFEE ETC               |
| <b>22000158</b>      |              |          |              | <b>\$0.00</b>      |                          |

## Budget Transfers By Period

| Journal Entry Number | Date Entered | Operator | Account Code | Transaction Amount | Transaction Description |
|----------------------|--------------|----------|--------------|--------------------|-------------------------|
| 22000159             | 10/06/2021   | cbussler | 610          | \$169.00           | MEMBERSHIP - PHIL       |
|                      | 10/06/2021   | cbussler | 324          | (\$169.00)         | MEMBERSHIP - PHIL       |
| <b>22000159</b>      |              |          |              | <b>\$0.00</b>      |                         |
| 22000160             | 10/06/2021   | cwyatt   | 610          | (\$3,000.00)       | RECLASSED APT           |
|                      | 10/06/2021   | cwyatt   | 610          | \$3,000.00         | RECLASSED APT           |
| <b>22000160</b>      |              |          |              | <b>\$0.00</b>      |                         |
| 22000161             | 10/06/2021   | kpatters | 618          | \$97.42            | COVER NEG BALANCE       |
|                      | 10/06/2021   | kpatters | 650          | (\$97.42)          | COVER NEG BALANCE       |
| <b>22000161</b>      |              |          |              | <b>\$0.00</b>      |                         |
| 22000163             | 10/07/2021   | nkelly   | 550          | (\$100.00)         | COVER SHORTAGE          |
|                      | 10/07/2021   | nkelly   | 430          | \$100.00           | COVER SHORTAGE          |
| <b>22000163</b>      |              |          |              | <b>\$0.00</b>      |                         |
| 22000164             | 10/07/2021   | msmith2  | 610          | (\$145.02)         | TRANSFER TO SM 610      |
|                      | 10/07/2021   | msmith2  | 610          | \$145.02           | TRANSFER TO SM 610      |
| <b>22000164</b>      |              |          |              | <b>\$0.00</b>      |                         |
| 22000165             | 10/07/2021   | msmith2  | 610          | (\$145.02)         | TRANSFER TO BUS.ED      |
|                      | 10/07/2021   | msmith2  | 610          | \$145.02           | TRANSFER TO BUS.ED      |
| <b>22000165</b>      |              |          |              | <b>\$0.00</b>      |                         |
| 22000166             | 10/07/2021   | msmith2  | 610          | (\$531.74)         | TRANSFER TO SM 610      |
|                      | 10/07/2021   | msmith2  | 610          | \$531.74           | TRANSFER TO SM 610      |
| <b>22000166</b>      |              |          |              | <b>\$0.00</b>      |                         |
| 22000167             | 10/07/2021   | msmith2  | 610          | (\$48.34)          | TRANSFER TO SM 610      |
|                      | 10/07/2021   | msmith2  | 610          | \$48.34            | TRANSFER TO SM 610      |
| <b>22000167</b>      |              |          |              | <b>\$0.00</b>      |                         |
| 22000168             | 10/07/2021   | msmith2  | 610          | (\$386.72)         | TRANSFER TO SM 610      |
|                      | 10/07/2021   | msmith2  | 610          | \$386.72           | TRANSFER TO SM 610      |
| <b>22000168</b>      |              |          |              | <b>\$0.00</b>      |                         |
| 22000169             | 10/07/2021   | msmith2  | 610          | (\$96.68)          | TRANSFER TO SM 610      |
|                      | 10/07/2021   | msmith2  | 610          | \$96.68            | TRANSFER TO SM 610      |
| <b>22000169</b>      |              |          |              | <b>\$0.00</b>      |                         |
| 22000170             | 10/07/2021   | msmith2  | 610          | (\$338.38)         | TRANSFER TO SM 610      |
|                      | 10/07/2021   | msmith2  | 610          | \$338.38           | TRANSFER TO SM 610      |
| <b>22000170</b>      |              |          |              | <b>\$0.00</b>      |                         |
| 22000171             | 10/07/2021   | eronayne | 810          | (\$240.62)         | TRANSFER TO 30S 810     |
|                      | 10/07/2021   | eronayne | 810          | \$240.62           | TRANSFER TO 30S 810     |
| <b>22000171</b>      |              |          |              | <b>\$0.00</b>      |                         |
| 22000172             | 10/07/2021   | eronayne | 610          | (\$73.49)          | TRANSFER TO 30S 580     |
|                      | 10/07/2021   | eronayne | 580          | \$73.49            | TRANSFER TO 30S 580     |
| <b>22000172</b>      |              |          |              | <b>\$0.00</b>      |                         |
| 22000173             | 10/07/2021   | msmith2  | 610          | (\$580.08)         | TRANSFER TO SM 610      |
|                      | 10/07/2021   | msmith2  | 610          | \$580.08           | TRANSFER TO SM 610      |
| <b>22000173</b>      |              |          |              | <b>\$0.00</b>      |                         |



## Budget Transfers By Period

| Journal Entry Number | Date Entered | Operator | Account Code | Transaction Amount | Transaction Description  |
|----------------------|--------------|----------|--------------|--------------------|--------------------------|
| 22000174             | 10/07/2021   | msmith2  | 610          | (\$145.02)         | TRANSFER TO SM 610       |
|                      | 10/07/2021   | msmith2  | 610          | \$145.02           | TRANSFER TO SM 610       |
| <b>22000174</b>      |              |          |              | <b>\$0.00</b>      |                          |
| 22000175             | 10/07/2021   | msmith2  | 610          | (\$628.42)         | TRANSFER TO SM 610       |
|                      | 10/07/2021   | msmith2  | 610          | \$628.42           | TRANSFER TO SM 610       |
| <b>22000175</b>      |              |          |              | <b>\$0.00</b>      |                          |
| 22000176             | 10/07/2021   | msmith2  | 610          | (\$676.76)         | TRANSFER TO SM 610       |
|                      | 10/07/2021   | msmith2  | 610          | \$676.76           | TRANSFER TO SM 610       |
| <b>22000176</b>      |              |          |              | <b>\$0.00</b>      |                          |
| 22000177             | 10/07/2021   | msmith2  | 610          | (\$48.34)          | TRANSFER TO SM 610       |
|                      | 10/07/2021   | msmith2  | 610          | \$48.34            | TRANSFER TO SM 610       |
| <b>22000177</b>      |              |          |              | <b>\$0.00</b>      |                          |
| 22000178             | 10/07/2021   | msmith2  | 610          | (\$400.00)         | TRANSFER TO SM 610       |
|                      | 10/07/2021   | msmith2  | 610          | \$400.00           | TRANSFER TO SM 610       |
| <b>22000178</b>      |              |          |              | <b>\$0.00</b>      |                          |
| 22000179             | 10/07/2021   | msmith2  | 610          | (\$48.34)          | TRANSFER TO SM 610       |
|                      | 10/07/2021   | msmith2  | 610          | \$48.34            | TRANSFER TO SM 610       |
| <b>22000179</b>      |              |          |              | <b>\$0.00</b>      |                          |
| 22000180             | 10/07/2021   | msmith2  | 610          | (\$96.68)          | TRANSFER TO SM 610       |
|                      | 10/07/2021   | msmith2  | 610          | \$96.68            | TRANSFER TO SM 610       |
| <b>22000180</b>      |              |          |              | <b>\$0.00</b>      |                          |
| 22000181             | 10/07/2021   | msmith2  | 610          | (\$241.70)         | TRANSFER TO SM 610       |
|                      | 10/07/2021   | msmith2  | 610          | \$241.70           | TRANSFER TO SM 610       |
| <b>22000181</b>      |              |          |              | <b>\$0.00</b>      |                          |
| 22000182             | 10/07/2021   | msmith2  | 610          | (\$48.34)          | TRANSFER TO SM 610       |
|                      | 10/07/2021   | msmith2  | 610          | \$48.34            | TRANSFER TO SM 610       |
| <b>22000182</b>      |              |          |              | <b>\$0.00</b>      |                          |
| 22000183             | 10/07/2021   | msmith2  | 610          | (\$48.34)          | TRANSFER TO SM 610       |
|                      | 10/07/2021   | msmith2  | 610          | \$48.34            | TRANSFER TO SM 610       |
| <b>22000183</b>      |              |          |              | <b>\$0.00</b>      |                          |
| 22000184             | 10/08/2021   | kleonard | 610          | (\$100.00)         | TO COVER DEFECIT BALANCE |
|                      | 10/08/2021   | kleonard | 810          | \$100.00           | TO COVER DEFECIT BALANCE |
| <b>22000184</b>      |              |          |              | <b>\$0.00</b>      |                          |
| 22000185             | 10/08/2021   | amcveigh | 610          | (\$500.00)         | TO COVER ADJUSTMENT      |
|                      | 10/08/2021   | amcveigh | 610          | \$500.00           | TO COVER ADJUSTMENT      |
|                      | 10/08/2021   | amcveigh | 650          | (\$500.00)         | TO COVER ADJUSTMENT      |
|                      | 10/08/2021   | amcveigh | 610          | \$500.00           | TO COVER ADJUSTMENT      |
|                      | 10/08/2021   | amcveigh | 640          | (\$500.00)         | TO COVER ADJUSTMENT      |
|                      | 10/08/2021   | amcveigh | 610          | \$500.00           | TO COVER ADJUSTMENT      |
|                      | 10/08/2021   | amcveigh | 640          | (\$800.00)         | TO COVER ADJUSTMENT      |
|                      | 10/08/2021   | amcveigh | 610          | \$800.00           | TO COVER ADJUSTMENT      |
|                      | 10/08/2021   | amcveigh | 610          | (\$120.00)         | TO COVER ADJUSTMENT      |

## Budget Transfers By Period

| Journal Entry Number | Date Entered | Operator | Account Code | Transaction Amount | Transaction Description |
|----------------------|--------------|----------|--------------|--------------------|-------------------------|
| 22000185             | 10/08/2021   | amcveigh | 610          | \$120.00           | TO COVER ADJUSTMENT     |
|                      | 10/08/2021   | amcveigh | 640          | (\$1,000.00)       | TO COVER ADJUSTMENT     |
|                      | 10/08/2021   | amcveigh | 610          | \$1,000.00         | TO COVER ADJUSTMENT     |
|                      | 10/08/2021   | amcveigh | 811          | (\$10,000.00)      | TO COVER ADJUSTMENT     |
|                      | 10/08/2021   | amcveigh | 610          | \$10,000.00        | TO COVER ADJUSTMENT     |
| <b>22000185</b>      |              |          |              | <b>\$0.00</b>      |                         |
| 22000186             | 10/08/2021   | mbrown1  | 513          | (\$50.00)          | TO COVER PHSSL DUES     |
|                      | 10/08/2021   | mbrown1  | 811          | \$50.00            | TO COVER PHSSL DUES     |
| <b>22000186</b>      |              |          |              | <b>\$0.00</b>      |                         |
| 22000187             | 10/08/2021   | jzoretic | 610          | (\$300.00)         | BUDGET ALLOCATION ADJ.  |
|                      | 10/08/2021   | jzoretic | 610          | \$300.00           | BUDGET ALLOCATION ADJ.  |
|                      | 10/08/2021   | jzoretic | 640          | (\$2,000.00)       | BUDGET ALLOCATION ADJ.  |
|                      | 10/08/2021   | jzoretic | 610          | \$2,000.00         | BUDGET ALLOCATION ADJ.  |
|                      | 10/08/2021   | jzoretic | 640          | (\$2,850.00)       | BUDGET ALLOCATION ADJ.  |
|                      | 10/08/2021   | jzoretic | 610          | \$2,850.00         | BUDGET ALLOCATION ADJ.  |
|                      | 10/08/2021   | jzoretic | 758          | (\$3,000.00)       | BUDGET ALLOCATION ADJ.  |
|                      | 10/08/2021   | jzoretic | 610          | \$3,000.00         | BUDGET ALLOCATION ADJ.  |
|                      | 10/08/2021   | jzoretic | 610          | (\$240.00)         | BUDGET ALLOCATION ADJ.  |
|                      | 10/08/2021   | jzoretic | 610          | \$240.00           | BUDGET ALLOCATION ADJ.  |
| <b>22000187</b>      |              |          |              | <b>\$0.00</b>      |                         |
| 22000188             | 10/08/2021   | jzoretic | 610          | (\$300.00)         | BUDGET ALLOCATION ADJ.  |
|                      | 10/08/2021   | jzoretic | 610          | \$300.00           | BUDGET ALLOCATION ADJ.  |
|                      | 10/08/2021   | jzoretic | 315          | (\$2,421.19)       | BUDGET ALLOCATION ADJ.  |
|                      | 10/08/2021   | jzoretic | 610          | \$2,421.19         | BUDGET ALLOCATION ADJ.  |
|                      | 10/08/2021   | jzoretic | 442          | (\$898.81)         | BUDGET ALLOCATION ADJ.  |
|                      | 10/08/2021   | jzoretic | 610          | \$898.81           | BUDGET ALLOCATION ADJ.  |
|                      | 10/08/2021   | jzoretic | 610          | (\$150.00)         | BUDGET ALLOCATION ADJ.  |
|                      | 10/08/2021   | jzoretic | 610          | \$150.00           | BUDGET ALLOCATION ADJ.  |
|                      | 10/08/2021   | jzoretic | 640          | (\$1,050.00)       | BUDGET ALLOCATION ADJ.  |
|                      | 10/08/2021   | jzoretic | 610          | \$1,050.00         | BUDGET ALLOCATION ADJ.  |
| <b>22000188</b>      |              |          |              | <b>\$0.00</b>      |                         |
| 22000189             | 10/08/2021   | jzoretic | 581          | (\$300.00)         | BUDGET ALLOCATION ADJ.  |
|                      | 10/08/2021   | jzoretic | 610          | \$300.00           | BUDGET ALLOCATION ADJ.  |
| <b>22000189</b>      |              |          |              | <b>\$0.00</b>      |                         |
| 22000190             | 10/08/2021   | jzoretic | 811          | (\$600.00)         |                         |
|                      | 10/08/2021   | jzoretic | 610          | \$600.00           |                         |
|                      | 10/08/2021   | jzoretic | 610          | (\$300.00)         |                         |
|                      | 10/08/2021   | jzoretic | 610          | \$300.00           |                         |
|                      | 10/08/2021   | jzoretic | 580          | (\$300.00)         |                         |
|                      | 10/08/2021   | jzoretic | 610          | \$300.00           |                         |
| <b>22000190</b>      |              |          |              | <b>\$0.00</b>      |                         |

## Budget Transfers By Period

| Journal Entry Number | Date Entered | Operator | Account Code | Transaction Amount | Transaction Description |
|----------------------|--------------|----------|--------------|--------------------|-------------------------|
| 22000192             | 10/08/2021   | jzoretic | 581          | \$300.00           | BUDGET ALLOCATION ADJ.  |
|                      | 10/08/2021   | jzoretic | 610          | (\$300.00)         | BUDGET ALLOCATION ADJ.  |
| <b>22000192</b>      |              |          |              | <b>\$0.00</b>      |                         |
| 22000194             | 10/08/2021   | tsprange | 123          | \$500.00           | COVER NEGATIVE BALANCE  |
|                      | 10/08/2021   | tsprange | 610          | (\$500.00)         | COVER NEGATIVE BALANCE  |
| <b>22000194</b>      |              |          |              | <b>\$0.00</b>      |                         |
| 22000195             | 10/08/2021   | tmbaxter | 610          | (\$52.10)          |                         |
|                      | 10/08/2021   | tmbaxter | 650          | \$52.10            |                         |
| <b>22000195</b>      |              |          |              | <b>\$0.00</b>      |                         |
| 22000196             | 10/08/2021   | tmbaxter | 610          | (\$105.92)         |                         |
|                      | 10/08/2021   | tmbaxter | 610          | \$105.92           |                         |
| <b>22000196</b>      |              |          |              | <b>\$0.00</b>      |                         |
| 22000197             | 10/08/2021   | lteodoro | 580          | (\$12,807.00)      | RHS CAPITAL EQUIP 20-21 |
|                      | 10/08/2021   | lteodoro | 762          | \$12,807.00        | RHS CAPITAL EQUIP 20-21 |
| <b>22000197</b>      |              |          |              | <b>\$0.00</b>      |                         |
| 22000198             | 10/08/2021   | tmbaxter | 610          | (\$53.49)          |                         |
|                      | 10/08/2021   | tmbaxter | 635          | \$53.49            |                         |
| <b>22000198</b>      |              |          |              | <b>\$0.00</b>      |                         |
| 22000199             | 10/08/2021   | tmbaxter | 610          | (\$11.78)          |                         |
|                      | 10/08/2021   | tmbaxter | 610          | \$11.78            |                         |
| <b>22000199</b>      |              |          |              | <b>\$0.00</b>      |                         |
| 22000200             | 10/08/2021   | tmbaxter | 610          | (\$2,900.00)       |                         |
|                      | 10/08/2021   | tmbaxter | 430          | \$2,900.00         |                         |
| <b>22000200</b>      |              |          |              | <b>\$0.00</b>      |                         |
| 22000201             | 10/08/2021   | tmbaxter | 610          | (\$27.95)          |                         |
|                      | 10/08/2021   | tmbaxter | 610          | \$27.95            |                         |
| <b>22000201</b>      |              |          |              | <b>\$0.00</b>      |                         |
| 22000202             | 10/08/2021   | tmbaxter | 610          | (\$105.92)         |                         |
|                      | 10/08/2021   | tmbaxter | 610          | \$105.92           |                         |
| <b>22000202</b>      |              |          |              | <b>\$0.00</b>      |                         |
| 22000203             | 10/08/2021   | kzaleta  | 610          | (\$600.00)         | COVER NEG. BALANCE      |
|                      | 10/08/2021   | kzaleta  | 650          | \$600.00           | COVER NEG. BALANCE      |
|                      | 10/08/2021   | kzaleta  | 610          | (\$1,000.00)       | COVER NEG. BALANCE      |
|                      | 10/08/2021   | kzaleta  | 811          | \$1,000.00         | COVER NEG. BALANCE      |
| <b>22000203</b>      |              |          |              | <b>\$0.00</b>      |                         |
| 22000204             | 10/08/2021   | kzaleta  | 330          | (\$7,000.00)       | COVER FUNDS             |
|                      | 10/08/2021   | kzaleta  | 324          | \$7,000.00         | COVER FUNDS             |
| <b>22000204</b>      |              |          |              | <b>\$0.00</b>      |                         |
| 22000205             | 10/08/2021   | tmbaxter | 610          | (\$3,300.00)       |                         |
|                      | 10/08/2021   | tmbaxter | 650          | \$3,300.00         |                         |
| <b>22000205</b>      |              |          |              | <b>\$0.00</b>      |                         |

## Budget Transfers By Period

| Journal Entry Number | Date Entered | Operator | Account Code   | Transaction Amount     | Transaction Description   |
|----------------------|--------------|----------|----------------|------------------------|---------------------------|
| 22000206             | 10/08/2021   | cbussler | 324            | \$169.00               | PHIL MEMBERSHIP           |
|                      | 10/08/2021   | cbussler | 610            | (\$169.00)             | PHIL MEMBERSHIP           |
| <b>22000206</b>      |              |          |                | <b>\$0.00</b>          |                           |
| 22000207             | 10/08/2021   | cbussler | 153            | \$1.75                 | OVERAGE                   |
|                      | 10/08/2021   | cbussler | 610            | (\$1.75)               | OVERAGE                   |
| <b>22000207</b>      |              |          |                | <b>\$0.00</b>          |                           |
| 22000208             | 10/08/2021   | kleonard | 610            | (\$1,650.00)           | TO COVER DEFECIT BALANCES |
|                      | 10/08/2021   | kleonard | 811            | \$1,650.00             | TO COVER DEFECIT BALANCES |
| <b>22000208</b>      |              |          |                | <b>\$0.00</b>          |                           |
| 22000209             | 10/08/2021   | ltobin   | 610            | (\$93.88)              | BUDGET EXPENSE            |
|                      | 10/08/2021   | ltobin   | 153            | \$93.88                | BUDGET EXPENSE            |
| <b>22000209</b>      |              |          |                | <b>\$0.00</b>          |                           |
| 22000211             | 10/08/2021   | ltobin   | 610            | (\$159.59)             |                           |
|                      | 10/08/2021   | ltobin   | 153            | \$159.59               |                           |
| <b>22000211</b>      |              |          |                | <b>\$0.00</b>          |                           |
| 22000213             | 10/08/2021   | kleonard | 610            | (\$2.66)               | TO COVER DEFECIT BALANCES |
|                      | 10/08/2021   | kleonard | 153            | \$2.66                 | TO COVER DEFECIT BALANCES |
| <b>22000213</b>      |              |          |                | <b>\$0.00</b>          |                           |
| 22000214             | 10/08/2021   | jmatys   | 315            | \$16,122.00            | 21-22 TEACHER COVERAGE    |
|                      | 10/08/2021   | jmatys   | 315            | \$13,793.00            | 21-22 TEACHER COVERAGE    |
|                      | 10/08/2021   | jmatys   | 315            | \$13,680.00            | 21-22 TEACHER COVERAGE    |
|                      | 10/08/2021   | jmatys   | 315            | \$8,619.00             | 21-22 TEACHER COVERAGE    |
|                      | 10/08/2021   | jmatys   | 315            | \$9,810.00             | 21-22 TEACHER COVERAGE    |
|                      | 10/08/2021   | jmatys   | 315            | \$8,213.00             | 21-22 TEACHER COVERAGE    |
|                      | 10/08/2021   | jmatys   | 315            | \$2,622.00             | 21-22 TEACHER COVERAGE    |
|                      | 10/08/2021   | jmatys   | 315            | \$2,898.00             | 21-22 TEACHER COVERAGE    |
|                      | 10/08/2021   | jmatys   | 315            | \$2,571.00             | 21-22 TEACHER COVERAGE    |
|                      | 10/08/2021   | jmatys   | 315            | \$2,306.00             | 21-22 TEACHER COVERAGE    |
|                      | 10/08/2021   | jmatys   | 315            | \$2,726.00             | 21-22 TEACHER COVERAGE    |
|                      | 10/08/2021   | jmatys   | 315            | \$2,818.00             | 21-22 TEACHER COVERAGE    |
|                      | 10/08/2021   | jmatys   | 315            | \$3,186.00             | 21-22 TEACHER COVERAGE    |
|                      | 10/08/2021   | jmatys   | 315            | \$2,766.00             | 21-22 TEACHER COVERAGE    |
|                      | 10/08/2021   | jmatys   | 315            | \$2,818.00             | 21-22 TEACHER COVERAGE    |
|                      | 10/08/2021   | jmatys   | 315            | \$3,203.00             | 21-22 TEACHER COVERAGE    |
|                      | 10/08/2021   | jmatys   | 315            | \$3,134.00             | 21-22 TEACHER COVERAGE    |
| 10/08/2021           | jmatys       | 315      | (\$101,285.00) | 21-22 TEACHER COVERAGE |                           |
| <b>22000214</b>      |              |          |                | <b>\$0.00</b>          |                           |
| 22000215             | 10/11/2021   | jmatys   | 890            | (\$75,000.00)          | KEVIN C BUDGET ROLLOVER   |
|                      | 10/11/2021   | jmatys   | 762            | \$75,000.00            | KEVIN C BUDGET ROLLOVER   |
| <b>22000215</b>      |              |          |                | <b>\$0.00</b>          |                           |

## Budget Transfers By Period

| Journal Entry Number | Date Entered | Operator | Account Code | Transaction Amount | Transaction Description  |
|----------------------|--------------|----------|--------------|--------------------|--------------------------|
| 22000217             | 10/11/2021   | skropp   | 610          | (\$500.00)         |                          |
|                      | 10/11/2021   | skropp   | 610          | \$500.00           |                          |
| <b>22000217</b>      |              |          |              | <b>\$0.00</b>      |                          |
| 22000218             | 10/11/2021   | skropp   | 610          | (\$500.00)         |                          |
|                      | 10/11/2021   | skropp   | 610          | \$500.00           |                          |
| <b>22000218</b>      |              |          |              | <b>\$0.00</b>      |                          |
| 22000219             | 10/11/2021   | skropp   | 610          | (\$683.30)         |                          |
|                      | 10/11/2021   | skropp   | 610          | \$683.30           |                          |
| <b>22000219</b>      |              |          |              | <b>\$0.00</b>      |                          |
| 22000220             | 10/11/2021   | skropp   | 610          | (\$635.00)         |                          |
|                      | 10/11/2021   | skropp   | 430          | \$635.00           |                          |
| <b>22000220</b>      |              |          |              | <b>\$0.00</b>      |                          |
| 22000221             | 10/11/2021   | skropp   | 610          | (\$0.17)           |                          |
|                      | 10/11/2021   | skropp   | 430          | \$0.17             |                          |
| <b>22000221</b>      |              |          |              | <b>\$0.00</b>      |                          |
| 22000222             | 10/11/2021   | skropp   | 610          | (\$642.00)         |                          |
|                      | 10/11/2021   | skropp   | 810          | \$642.00           |                          |
| <b>22000222</b>      |              |          |              | <b>\$0.00</b>      |                          |
| 22000223             | 10/11/2021   | skropp   | 610          | (\$400.00)         |                          |
|                      | 10/11/2021   | skropp   | 810          | \$400.00           |                          |
| <b>22000223</b>      |              |          |              | <b>\$0.00</b>      |                          |
| 22000224             | 10/11/2021   | kleonard | 610          | (\$500.00)         | TO COVER DEFECIT BALANCE |
|                      | 10/11/2021   | kleonard | 811          | \$500.00           | TO COVER DEFECIT BALANCE |
| <b>22000224</b>      |              |          |              | <b>\$0.00</b>      |                          |
| 22000225             | 10/11/2021   | kleonard | 635          | (\$67.20)          | TO COVER DEFECIT BALANCE |
|                      | 10/11/2021   | kleonard | 324          | \$67.20            | TO COVER DEFECIT BALANCE |
| <b>22000225</b>      |              |          |              | <b>\$0.00</b>      |                          |
| 22000226             | 10/11/2021   | kleonard | 610          | (\$38.95)          | TO COVER DEFECIT BALANCE |
|                      | 10/11/2021   | kleonard | 811          | \$38.95            | TO COVER DEFECIT BALANCE |
| <b>22000226</b>      |              |          |              | <b>\$0.00</b>      |                          |
| 22000227             | 10/12/2021   | kmccormi | 610          | (\$350.00)         | TO PAY INVOICE           |
|                      | 10/12/2021   | kmccormi | 810          | \$350.00           | TO PAY INVOICE           |
| <b>22000227</b>      |              |          |              | <b>\$0.00</b>      |                          |
| 22000229             | 10/12/2021   | eronayne | 513          | (\$200.00)         | TRANSFER TO 30W 390      |
|                      | 10/12/2021   | eronayne | 390          | \$200.00           | TRANSFER TO 30W 390      |
| <b>22000229</b>      |              |          |              | <b>\$0.00</b>      |                          |
| 22000230             | 10/12/2021   | eronayne | 610          | (\$64.00)          | TRANSFER TO 30C 610      |
|                      | 10/12/2021   | eronayne | 610          | \$64.00            | TRANSFER TO 30C 610      |
| <b>22000230</b>      |              |          |              | <b>\$0.00</b>      |                          |
| 22000231             | 10/12/2021   | mbrown1  | 513          | (\$5,569.08)       | TO COV MAGGIE'S PO       |
|                      | 10/12/2021   | mbrown1  | 752          | \$5,569.08         | TO COV MAGGIE'S PO       |
| <b>22000231</b>      |              |          |              | <b>\$0.00</b>      |                          |

## Budget Transfers By Period

| Journal Entry Number | Date Entered | Operator | Account Code | Transaction Amount | Transaction Description  |
|----------------------|--------------|----------|--------------|--------------------|--------------------------|
| 22000232             | 10/13/2021   | kleonard | 610          | (\$59.88)          | CHARGED TO WRONG ACCOUNT |
|                      | 10/13/2021   | kleonard | 650          | \$59.88            | CHARGED TO WRONG ACCOUNT |
| <b>22000232</b>      |              |          |              | <b>\$0.00</b>      |                          |
| 22000233             | 10/13/2021   | kleonard | 650          | (\$1,583.32)       | TO COVER DEFECIT BALANCE |
|                      | 10/13/2021   | kleonard | 430          | \$1,583.32         | TO COVER DEFECIT BALANCE |
| <b>22000233</b>      |              |          |              | <b>\$0.00</b>      |                          |
| 22000234             | 10/13/2021   | kmccormi | 610          | (\$568.00)         | TO COVER NEG BALANCE     |
|                      | 10/13/2021   | kmccormi | 810          | \$568.00           | TO COVER NEG BALANCE     |
| <b>22000234</b>      |              |          |              | <b>\$0.00</b>      |                          |
| 22000236             | 10/13/2021   | rking1   | 123          | \$40,160.57        | TO COVER NEATIVE BALANCE |
|                      | 10/13/2021   | rking1   | 123          | (\$40,160.57)      | TO COVER NEATIVE BALANCE |
| <b>22000236</b>      |              |          |              | <b>\$0.00</b>      |                          |
| 22000237             | 10/13/2021   | ehayes   | 540          | (\$9,300.00)       | COVER NEG BAL FROM 20-21 |
|                      | 10/13/2021   | ehayes   | 550          | \$9,300.00         | COVER NEG BAL FROM 20-21 |
| <b>22000237</b>      |              |          |              | <b>\$0.00</b>      |                          |
| 22000238             | 10/15/2021   | koswald  | 640          | (\$100.00)         |                          |
|                      | 10/15/2021   | koswald  | 153          | \$100.00           |                          |
| <b>22000238</b>      |              |          |              | <b>\$0.00</b>      |                          |
| 22000239             | 10/15/2021   | cmoulden | 610          | (\$20,000.00)      | FROM 70F 914 610 TO 430  |
|                      | 10/15/2021   | cmoulden | 430          | \$20,000.00        | FROM 70F 914 610 TO 430  |
| <b>22000239</b>      |              |          |              | <b>\$0.00</b>      |                          |
| 22000240             | 10/18/2021   | eronayne | 610          | (\$220.00)         | TRANSFER TO 30U 810      |
|                      | 10/18/2021   | eronayne | 810          | \$220.00           | TRANSFER TO 30U 810      |
| <b>22000240</b>      |              |          |              | <b>\$0.00</b>      |                          |
| 22000241             | 10/18/2021   | mgigliou | 315          | (\$1,500.00)       | COVER NEGATIVE BALANCE   |
|                      | 10/18/2021   | mgigliou | 123          | \$1,500.00         | COVER NEGATIVE BALANCE   |
| <b>22000241</b>      |              |          |              | <b>\$0.00</b>      |                          |
| 22000242             | 10/25/2021   | jmatys   | 610          | \$9,931.00         | REVISED 21-22 PPA        |
|                      | 10/25/2021   | jmatys   | 610          | \$11,407.00        | REVISED 21-22 PPA        |
|                      | 10/25/2021   | jmatys   | 610          | (\$16,909.00)      | REVISED 21-22 PPA        |
|                      | 10/25/2021   | jmatys   | 610          | (\$22,410.00)      | REVISED 21-22 PPA        |
|                      | 10/25/2021   | jmatys   | 610          | (\$13,420.00)      | REVISED 21-22 PPA        |
|                      | 10/25/2021   | jmatys   | 610          | (\$12,154.00)      | REVISED 21-22 PPA        |
|                      | 10/25/2021   | jmatys   | 610          | \$3,623.00         | REVISED 21-22 PPA        |
|                      | 10/25/2021   | jmatys   | 610          | (\$16,506.00)      | REVISED 21-22 PPA        |
|                      | 10/25/2021   | jmatys   | 610          | \$268.00           | REVISED 21-22 PPA        |
|                      | 10/25/2021   | jmatys   | 610          | (\$536.00)         | REVISED 21-22 PPA        |
|                      | 10/25/2021   | jmatys   | 610          | (\$1,610.00)       | REVISED 21-22 PPA        |
|                      | 10/25/2021   | jmatys   | 315          | \$9,227.00         | REVISED 21-22 PPA        |
|                      | 10/25/2021   | jmatys   | 610          | (\$3,000.00)       | REVISED 21-22 PPA        |
|                      | 10/25/2021   | jmatys   | 640          | (\$940.00)         | REVISED 21-22 PPA        |
|                      | 10/25/2021   | jmatys   | 610          | (\$940.00)         | REVISED 21-22 PPA        |

## Budget Transfers By Period

| Journal Entry Number | Date Entered | Operator | Account Code | Transaction Amount | Transaction Description   |
|----------------------|--------------|----------|--------------|--------------------|---------------------------|
| 22000242             | 10/25/2021   | jmatys   | 610          | (\$940.00)         | REVISED 21-22 PPA         |
|                      | 10/25/2021   | jmatys   | 610          | \$994.00           | REVISED 21-22 PPA         |
|                      | 10/25/2021   | jmatys   | 610          | \$5,383.00         | REVISED 21-22 PPA         |
|                      | 10/25/2021   | jmatys   | 610          | (\$961.00)         | REVISED 21-22 PPA         |
|                      | 10/25/2021   | jmatys   | 513          | (\$1,538.00)       | REVISED 21-22 PPA         |
|                      | 10/25/2021   | jmatys   | 840          | \$51,031.00        | REVISED 21-22 PPA         |
| <b>22000242</b>      |              |          |              | <b>\$0.00</b>      |                           |
| 22000243             | 10/18/2021   | cdoran   | 580          | (\$100.00)         | COVER PTC FAST            |
|                      | 10/18/2021   | cdoran   | 811          | \$100.00           | COVER PTC FAST            |
| <b>22000243</b>      |              |          |              | <b>\$0.00</b>      |                           |
| 22000245             | 10/18/2021   | rking1   | 650          | \$1,400.00         | TO COVER NEGATIVE BALANCE |
|                      | 10/18/2021   | rking1   | 811          | (\$150.00)         | TO COVER NEGATIVE BALANCE |
|                      | 10/18/2021   | rking1   | 610          | (\$1,250.00)       | TO COVER NEGATIVE BALANCE |
| <b>22000245</b>      |              |          |              | <b>\$0.00</b>      |                           |
| 22000246             | 10/18/2021   | rking1   | 581          | \$100.00           | TO COVER SHORTAGES        |
|                      | 10/18/2021   | rking1   | 580          | (\$100.00)         | TO COVER SHORTAGES        |
| <b>22000246</b>      |              |          |              | <b>\$0.00</b>      |                           |
| 22000247             | 10/18/2021   | rking1   | 650          | \$9,000.00         | TO COVER SHORTAGES        |
|                      | 10/18/2021   | rking1   | 650          | (\$9,000.00)       | TO COVER SHORTAGES        |
| <b>22000247</b>      |              |          |              | <b>\$0.00</b>      |                           |
| 22000248             | 10/19/2021   | rking1   | 650          | \$4,846.91         | TO COVER SHORTAGES        |
|                      | 10/19/2021   | rking1   | 650          | (\$4,000.00)       | TO COVER SHORTAGES        |
|                      | 10/19/2021   | rking1   | 430          | (\$846.91)         | TO COVER SHORTAGES        |
| <b>22000248</b>      |              |          |              | <b>\$0.00</b>      |                           |
| 22000249             | 10/19/2021   | rking1   | 640          | \$59.94            | TO COVER SHORTAGES        |
|                      | 10/19/2021   | rking1   | 610          | (\$59.94)          | TO COVER SHORTAGES        |
| <b>22000249</b>      |              |          |              | <b>\$0.00</b>      |                           |
| 22000250             | 10/19/2021   | rking1   | 430          | \$209.15           | TO COVER SHORTAGES        |
|                      | 10/19/2021   | rking1   | 430          | (\$209.15)         | TO COVER SHORTAGES        |
| <b>22000250</b>      |              |          |              | <b>\$0.00</b>      |                           |
| 22000251             | 10/19/2021   | rking1   | 811          | \$94.00            | TO COVER SHORTAGES        |
|                      | 10/19/2021   | rking1   | 610          | (\$94.00)          | TO COVER SHORTAGES        |
| <b>22000251</b>      |              |          |              | <b>\$0.00</b>      |                           |
| 22000252             | 10/19/2021   | kpatters | 610          | (\$100.00)         | COVER EXPENSE             |
|                      | 10/19/2021   | kpatters | 640          | \$100.00           | COVER EXPENSE             |
| <b>22000252</b>      |              |          |              | <b>\$0.00</b>      |                           |
| 22000253             | 10/19/2021   | ralexand | 810          | (\$35.25)          | COVER SUPPLIES            |
|                      | 10/19/2021   | ralexand | 610          | \$35.25            | COVER SUPPLIES            |
| <b>22000253</b>      |              |          |              | <b>\$0.00</b>      |                           |
| 22000254             | 10/19/2021   | kavaglia | 390          | (\$46.26)          | TO COVER EXPENSES         |
|                      | 10/19/2021   | kavaglia | 610          | \$46.26            | TO COVER EXPENSES         |
| <b>22000254</b>      |              |          |              | <b>\$0.00</b>      |                           |

## Budget Transfers By Period

| Journal Entry Number | Date Entered | Operator | Account Code | Transaction Amount | Transaction Description |
|----------------------|--------------|----------|--------------|--------------------|-------------------------|
| 22000255             | 10/19/2021   | kavaglia | 390          | (\$150.00)         | TO COVER EXPENSES       |
|                      | 10/19/2021   | kavaglia | 610          | \$150.00           | TO COVER EXPENSES       |
| <b>22000255</b>      |              |          |              | <b>\$0.00</b>      |                         |
| 22000256             | 10/19/2021   | kavaglia | 610          | (\$175.00)         | TO COVER EXPENSES       |
|                      | 10/19/2021   | kavaglia | 810          | \$175.00           | TO COVER EXPENSES       |
| <b>22000256</b>      |              |          |              | <b>\$0.00</b>      |                         |
| 22000257             | 10/20/2021   | skropp   | 610          | (\$200.00)         |                         |
|                      | 10/20/2021   | skropp   | 610          | \$200.00           |                         |
| <b>22000257</b>      |              |          |              | <b>\$0.00</b>      |                         |
| 22000258             | 10/20/2021   | amcveigh | 640          | (\$49.04)          | TO COVER DEFICIT        |
|                      | 10/20/2021   | amcveigh | 153          | \$49.04            | TO COVER DEFICIT        |
|                      | 10/20/2021   | amcveigh | 430          | (\$170.38)         | TO COVER DEFICIT        |
|                      | 10/20/2021   | amcveigh | 153          | \$170.38           | TO COVER DEFICIT        |
| <b>22000258</b>      |              |          |              | <b>\$0.00</b>      |                         |
| 22000259             | 10/20/2021   | eronayne | 610          | (\$457.50)         | TRANSFER TO 30C 610     |
|                      | 10/20/2021   | eronayne | 610          | \$457.50           | TRANSFER TO 30C 610     |
| <b>22000259</b>      |              |          |              | <b>\$0.00</b>      |                         |
| 22000260             | 10/20/2021   | cbussler | 610          | (\$222.27)         |                         |
|                      | 10/20/2021   | cbussler | 635          | \$222.27           |                         |
| <b>22000260</b>      |              |          |              | <b>\$0.00</b>      |                         |
| 22000261             | 10/20/2021   | rking1   | 123          | \$12,037.32        | TO COVER SHORTAGES      |
|                      | 10/20/2021   | rking1   | 123          | (\$12,037.32)      | TO COVER SHORTAGES      |
| <b>22000261</b>      |              |          |              | <b>\$0.00</b>      |                         |
| 22000262             | 10/20/2021   | cbussler | 153          | \$14.01            |                         |
|                      | 10/20/2021   | cbussler | 610          | (\$14.01)          |                         |
| <b>22000262</b>      |              |          |              | <b>\$0.00</b>      |                         |
| 22000263             | 10/20/2021   | rking1   | 123          | \$34.59            | TO COVER SHORTAGES      |
|                      | 10/20/2021   | rking1   | 610          | (\$34.59)          | TO COVER SHORTAGES      |
| <b>22000263</b>      |              |          |              | <b>\$0.00</b>      |                         |
| 22000264             | 10/20/2021   | cbussler | 610          | (\$169.00)         |                         |
|                      | 10/20/2021   | cbussler | 324          | \$169.00           |                         |
| <b>22000264</b>      |              |          |              | <b>\$0.00</b>      |                         |
| 22000265             | 10/20/2021   | rking1   | 640          | \$272.00           | TO COVER SHORTAGES      |
|                      | 10/20/2021   | rking1   | 610          | (\$272.00)         | TO COVER SHORTAGES      |
| <b>22000265</b>      |              |          |              | <b>\$0.00</b>      |                         |
| 22000266             | 10/20/2021   | rking1   | 635          | \$247.25           | TO COVER SHORTAGES      |
|                      | 10/20/2021   | rking1   | 640          | (\$247.25)         | TO COVER SHORTAGES      |
| <b>22000266</b>      |              |          |              | <b>\$0.00</b>      |                         |
| 22000267             | 10/20/2021   | rking1   | 315          | \$1,031.73         | TO COVER SHORTAGES      |
|                      | 10/20/2021   | rking1   | 640          | (\$1,031.73)       | TO COVER SHORTAGES      |
| <b>22000267</b>      |              |          |              | <b>\$0.00</b>      |                         |



## Budget Transfers By Period

| Journal Entry Number | Date Entered | Operator | Account Code | Transaction Amount | Transaction Description |
|----------------------|--------------|----------|--------------|--------------------|-------------------------|
| 22000268             | 10/20/2021   | rking1   | 635          | \$123.50           | TO COVER SHORTAGES      |
|                      | 10/20/2021   | rking1   | 610          | (\$123.50)         | TO COVER SHORTAGES      |
| <b>22000268</b>      |              |          |              | <b>\$0.00</b>      |                         |
| 22000269             | 10/20/2021   | rking1   | 635          | \$174.95           | TO COVER SHORTAGES      |
|                      | 10/20/2021   | rking1   | 640          | (\$174.95)         | TO COVER SHORTAGES      |
| <b>22000269</b>      |              |          |              | <b>\$0.00</b>      |                         |
| 22000270             | 10/20/2021   | scatramb | 610          | (\$130.00)         | COVER REPAIR            |
|                      | 10/20/2021   | scatramb | 430          | \$130.00           | COVER REPAIR            |
| <b>22000270</b>      |              |          |              | <b>\$0.00</b>      |                         |
| 22000271             | 10/20/2021   | rking1   | 650          | \$260.00           | TO COVER SHORTAGES      |
|                      | 10/20/2021   | rking1   | 610          | (\$260.00)         | TO COVER SHORTAGES      |
| <b>22000271</b>      |              |          |              | <b>\$0.00</b>      |                         |
| 22000272             | 10/20/2021   | rking1   | 635          | \$104.50           | TO COVER SHORTAGES      |
|                      | 10/20/2021   | rking1   | 550          | (\$104.50)         | TO COVER SHORTAGES      |
| <b>22000272</b>      |              |          |              | <b>\$0.00</b>      |                         |
| 22000273             | 10/20/2021   | rking1   | 640          | \$29.99            | TO COVER SHORTAGES      |
|                      | 10/20/2021   | rking1   | 550          | (\$29.99)          | TO COVER SHORTAGES      |
| <b>22000273</b>      |              |          |              | <b>\$0.00</b>      |                         |
| 22000274             | 10/20/2021   | rking1   | 610          | \$7,281.09         | TO COVER SHORTAGES      |
|                      | 10/20/2021   | rking1   | 610          | (\$7,281.09)       | TO COVER SHORTAGES      |
| <b>22000274</b>      |              |          |              | <b>\$0.00</b>      |                         |
| 22000275             | 10/20/2021   | rking1   | 530          | \$32.66            | TO COVER SHORTAGES      |
|                      | 10/20/2021   | rking1   | 610          | (\$32.66)          | TO COVER SHORTAGES      |
| <b>22000275</b>      |              |          |              | <b>\$0.00</b>      |                         |
| 22000276             | 10/20/2021   | rking1   | 635          | \$332.50           | TO COVER SHORTAGES      |
|                      | 10/20/2021   | rking1   | 610          | (\$332.50)         | TO COVER SHORTAGES      |
| <b>22000276</b>      |              |          |              | <b>\$0.00</b>      |                         |
| 22000277             | 10/20/2021   | rking1   | 650          | \$1,445.52         | TO COVER SHORTAGES      |
|                      | 10/20/2021   | rking1   | 610          | (\$1,445.52)       | TO COVER SHORTAGES      |
| <b>22000277</b>      |              |          |              | <b>\$0.00</b>      |                         |
| 22000278             | 10/20/2021   | rking1   | 123          | \$2,248.35         | TO COVER SHORTAGES      |
|                      | 10/20/2021   | rking1   | 640          | (\$2,248.35)       | TO COVER SHORTAGES      |
| <b>22000278</b>      |              |          |              | <b>\$0.00</b>      |                         |
| 22000279             | 10/20/2021   | rking1   | 324          | \$500.00           | TO COVER SHORTAGES      |
|                      | 10/20/2021   | rking1   | 640          | (\$500.00)         | TO COVER SHORTAGES      |
| <b>22000279</b>      |              |          |              | <b>\$0.00</b>      |                         |
| 22000280             | 10/20/2021   | rking1   | 810          | \$150.00           | TO COVER SHORTAGES      |
|                      | 10/20/2021   | rking1   | 650          | (\$150.00)         | TO COVER SHORTAGES      |
| <b>22000280</b>      |              |          |              | <b>\$0.00</b>      |                         |
| 22000281             | 10/20/2021   | rking1   | 811          | \$666.00           | TO COVER SHORTAGES      |
|                      | 10/20/2021   | rking1   | 610          | (\$666.00)         | TO COVER SHORTAGES      |
| <b>22000281</b>      |              |          |              | <b>\$0.00</b>      |                         |

## Budget Transfers By Period

| Journal Entry Number | Date Entered | Operator | Account Code | Transaction Amount | Transaction Description |
|----------------------|--------------|----------|--------------|--------------------|-------------------------|
| 22000282             | 10/20/2021   | rking1   | 123          | \$501.56           | TO COVER SHORTAGES      |
|                      | 10/20/2021   | rking1   | 610          | (\$501.56)         | TO COVER SHORTAGES      |
| <b>22000282</b>      |              |          |              | <b>\$0.00</b>      |                         |
| 22000283             | 10/20/2021   | rking1   | 324          | \$995.00           | TO COVER SHORTAGES      |
|                      | 10/20/2021   | rking1   | 650          | (\$995.00)         | TO COVER SHORTAGES      |
| <b>22000283</b>      |              |          |              | <b>\$0.00</b>      |                         |
| 22000284             | 10/20/2021   | rking1   | 123          | \$357.21           | TO COVER SHORTAGES      |
|                      | 10/20/2021   | rking1   | 610          | (\$357.21)         | TO COVER SHORTAGES      |
| <b>22000284</b>      |              |          |              | <b>\$0.00</b>      |                         |
| 22000285             | 10/20/2021   | rking1   | 324          | \$300.00           | TO COVER SHORTAGES      |
|                      | 10/20/2021   | rking1   | 610          | (\$300.00)         | TO COVER SHORTAGES      |
| <b>22000285</b>      |              |          |              | <b>\$0.00</b>      |                         |
| 22000286             | 10/20/2021   | rking1   | 811          | \$1,986.00         | TO COVER SHORTAGES      |
|                      | 10/20/2021   | rking1   | 810          | (\$500.00)         | TO COVER SHORTAGES      |
|                      | 10/20/2021   | rking1   | 610          | (\$1,486.00)       | TO COVER SHORTAGES      |
| <b>22000286</b>      |              |          |              | <b>\$0.00</b>      |                         |
| 22000287             | 10/20/2021   | rking1   | 640          | \$796.11           | TO COVER SHORTAGES      |
|                      | 10/20/2021   | rking1   | 610          | (\$796.11)         | TO COVER SHORTAGES      |
| <b>22000287</b>      |              |          |              | <b>\$0.00</b>      |                         |
| 22000288             | 10/20/2021   | rking1   | 750          | \$45,000.00        | TO COVER SHORTAGES      |
|                      | 10/20/2021   | rking1   | 762          | (\$45,000.00)      | TO COVER SHORTAGES      |
| <b>22000288</b>      |              |          |              | <b>\$0.00</b>      |                         |
| 22000289             | 10/21/2021   | mbrown1  | 635          | (\$1,650.00)       | TO FCS 610 - MAGGIE     |
|                      | 10/21/2021   | mbrown1  | 610          | \$1,650.00         | TO FCS 610 - MAGGIE     |
| <b>22000289</b>      |              |          |              | <b>\$0.00</b>      |                         |
| 22000290             | 10/21/2021   | lcherash | 811          | \$200.00           |                         |
|                      | 10/21/2021   | lcherash | 610          | (\$200.00)         |                         |
| <b>22000290</b>      |              |          |              | <b>\$0.00</b>      |                         |
| 22000291             | 10/21/2021   | lcherash | 350          | \$10,000.00        | SECURITY                |
|                      | 10/21/2021   | lcherash | 330          | (\$10,000.00)      | SECURITY                |
| <b>22000291</b>      |              |          |              | <b>\$0.00</b>      |                         |
| 22000292             | 10/21/2021   | skropp   | 580          | (\$675.00)         |                         |
|                      | 10/21/2021   | skropp   | 810          | \$675.00           |                         |
| <b>22000292</b>      |              |          |              | <b>\$0.00</b>      |                         |
| 22000294             | 10/21/2021   | lcherash | 350          | \$6,000.00         |                         |
|                      | 10/21/2021   | lcherash | 523          | (\$6,000.00)       |                         |
| <b>22000294</b>      |              |          |              | <b>\$0.00</b>      |                         |
| 22000295             | 10/21/2021   | rking1   | 635          | \$182.75           | TO COVER SHORTAGES      |
|                      | 10/21/2021   | rking1   | 650          | (\$182.75)         | TO COVER SHORTAGES      |
| <b>22000295</b>      |              |          |              | <b>\$0.00</b>      |                         |

## Budget Transfers By Period

| Journal Entry Number | Date Entered | Operator | Account Code | Transaction Amount | Transaction Description |
|----------------------|--------------|----------|--------------|--------------------|-------------------------|
| 22000296             | 10/21/2021   | rking1   | 810          | \$89.00            | TO COVER SHORTAGES      |
|                      | 10/21/2021   | rking1   | 811          | (\$89.00)          | TO COVER SHORTAGES      |
| <b>22000296</b>      |              |          |              | <b>\$0.00</b>      |                         |
| 22000297             | 10/21/2021   | rking1   | 650          | \$358.91           | TO COVER SHORTAGES      |
|                      | 10/21/2021   | rking1   | 581          | (\$358.91)         | TO COVER SHORTAGES      |
| <b>22000297</b>      |              |          |              | <b>\$0.00</b>      |                         |
| 22000298             | 10/21/2021   | rking1   | 430          | \$318.00           | TO COVER SHORTAGES      |
|                      | 10/21/2021   | rking1   | 442          | (\$318.00)         | TO COVER SHORTAGES      |
| <b>22000298</b>      |              |          |              | <b>\$0.00</b>      |                         |
| 22000299             | 10/21/2021   | rking1   | 123          | \$276.72           | TO COVER SHORTAGES      |
|                      | 10/21/2021   | rking1   | 123          | (\$276.72)         | TO COVER SHORTAGES      |
| <b>22000299</b>      |              |          |              | <b>\$0.00</b>      |                         |
| 22000300             | 10/21/2021   | rking1   | 324          | \$900.00           | TO COVER SHORTAGES      |
|                      | 10/21/2021   | rking1   | 640          | (\$900.00)         | TO COVER SHORTAGES      |
| <b>22000300</b>      |              |          |              | <b>\$0.00</b>      |                         |
| 22000301             | 10/21/2021   | rking1   | 650          | \$358.91           | TO COVER SHORTAGES      |
|                      | 10/21/2021   | rking1   | 610          | (\$358.91)         | TO COVER SHORTAGES      |
| <b>22000301</b>      |              |          |              | <b>\$0.00</b>      |                         |
| 22000303             | 10/22/2021   | clee     | 438          | (\$50,000.00)      |                         |
|                      | 10/22/2021   | clee     | 650          | \$50,000.00        |                         |
| <b>22000303</b>      |              |          |              | <b>\$0.00</b>      |                         |
| 22000304             | 10/22/2021   | clee     | 530          | \$2,000.00         |                         |
|                      | 10/22/2021   | clee     | 438          | (\$2,000.00)       |                         |
| <b>22000304</b>      |              |          |              | <b>\$0.00</b>      |                         |
| 22000305             | 10/22/2021   | dclark1  | 123          | \$10,941.36        | TO COVER SHORTAGES      |
|                      | 10/22/2021   | dclark1  | 430          | \$400.00           | TO COVER SHORTAGES      |
|                      | 10/22/2021   | dclark1  | 581          | \$3,000.00         | TO COVER SHORTAGES      |
|                      | 10/22/2021   | dclark1  | 315          | \$800.00           | TO COVER SHORTAGES      |
|                      | 10/22/2021   | dclark1  | 610          | (\$15,141.36)      | TO COVER SHORTAGES      |
| <b>22000305</b>      |              |          |              | <b>\$0.00</b>      |                         |
| 22000306             | 10/22/2021   | eronayne | 610          | (\$600.00)         | TRANSFER TO 30I 810     |
|                      | 10/22/2021   | eronayne | 810          | \$600.00           | TRANSFER TO 30I 810     |
| <b>22000306</b>      |              |          |              | <b>\$0.00</b>      |                         |
| 22000307             | 10/22/2021   | kavaglia | 390          | (\$185.00)         | TO COVER EXPENSES       |
|                      | 10/22/2021   | kavaglia | 610          | \$185.00           | TO COVER EXPENSES       |
| <b>22000307</b>      |              |          |              | <b>\$0.00</b>      |                         |
| 22000308             | 10/25/2021   | skropp   | 610          | (\$1,510.00)       |                         |
|                      | 10/25/2021   | skropp   | 610          | \$1,510.00         |                         |
| <b>22000308</b>      |              |          |              | <b>\$0.00</b>      |                         |
| 22000309             | 10/25/2021   | skropp   | 610          | (\$1,870.00)       |                         |
|                      | 10/25/2021   | skropp   | 610          | \$1,870.00         |                         |
| <b>22000309</b>      |              |          |              | <b>\$0.00</b>      |                         |

## Budget Transfers By Period

| Journal Entry Number | Date Entered | Operator | Account Code | Transaction Amount | Transaction Description   |
|----------------------|--------------|----------|--------------|--------------------|---------------------------|
| 22000310             | 10/25/2021   | kavaglia | 513          | (\$360.00)         | TO 390 FOR OFFICIALS      |
|                      | 10/25/2021   | kavaglia | 390          | \$360.00           | TO 390 FOR OFFICIALS      |
| <b>22000310</b>      |              |          |              | <b>\$0.00</b>      |                           |
| 22000311             | 10/25/2021   | kavaglia | 300          | (\$928.00)         | COVER TRANSFER            |
|                      | 10/25/2021   | kavaglia | 390          | \$928.00           | COVER TRANSFER            |
| <b>22000311</b>      |              |          |              | <b>\$0.00</b>      |                           |
| 22000312             | 10/25/2021   | kavaglia | 390          | (\$360.00)         | COVER TRANSFER            |
|                      | 10/25/2021   | kavaglia | 513          | \$360.00           | COVER TRANSFER            |
| <b>22000312</b>      |              |          |              | <b>\$0.00</b>      |                           |
| 22000313             | 10/26/2021   | mbrown1  | 513          | (\$350.00)         | TO 810 FOR SCI OLY MEMBER |
|                      | 10/26/2021   | mbrown1  | 810          | \$350.00           | TO 810 FOR SCI OLY MEMBER |
| <b>22000313</b>      |              |          |              | <b>\$0.00</b>      |                           |
| 22000314             | 10/26/2021   | rking1   | 324          | \$2,000.00         | TO COVER SHORTAGES        |
|                      | 10/26/2021   | rking1   | 610          | (\$2,000.00)       | TO COVER SHORTAGES        |
| <b>22000314</b>      |              |          |              | <b>\$0.00</b>      |                           |
| 22000315             | 10/26/2021   | rking1   | 610          | \$500.00           | TO COVER SHORTAGES        |
|                      | 10/26/2021   | rking1   | 640          | (\$500.00)         | TO COVER SHORTAGES        |
| <b>22000315</b>      |              |          |              | <b>\$0.00</b>      |                           |
| 22000316             | 10/26/2021   | kmccormi | 610          | (\$600.00)         | TO PAY FEE                |
|                      | 10/26/2021   | kmccormi | 810          | \$600.00           | TO PAY FEE                |
| <b>22000316</b>      |              |          |              | <b>\$0.00</b>      |                           |
| 22000318             | 10/26/2021   | kmccormi | 610          | (\$500.00)         | TO BUY SHOOTING SHIRTS    |
|                      | 10/26/2021   | kmccormi | 610          | \$500.00           | TO BUY SHOOTING SHIRTS    |
| <b>22000318</b>      |              |          |              | <b>\$0.00</b>      |                           |
| 22000320             | 10/26/2021   | kmccormi | 610          | (\$300.00)         | TO BUY SUPPLIES           |
|                      | 10/26/2021   | kmccormi | 610          | \$300.00           | TO BUY SUPPLIES           |
| <b>22000320</b>      |              |          |              | <b>\$0.00</b>      |                           |
| 22000322             | 10/26/2021   | jmatthew | 760          | \$21,895.57        | COVER NEG FROM PY         |
|                      | 10/26/2021   | jmatthew | 840          | (\$21,895.57)      | COVER NEG FROM PY         |
| <b>22000322</b>      |              |          |              | <b>\$0.00</b>      |                           |
| 22000323             | 10/26/2021   | jmatthew | 760          | \$540.00           | TRANSFER PER SCULLY       |
|                      | 10/26/2021   | jmatthew | 840          | (\$540.00)         | TRANSFER PER SCULLY       |
| <b>22000323</b>      |              |          |              | <b>\$0.00</b>      |                           |
| 22000324             | 10/26/2021   | kmccormi | 610          | (\$372.70)         | TO BUY SUPPLIES           |
|                      | 10/26/2021   | kmccormi | 610          | \$372.70           | TO BUY SUPPLIES           |
| <b>22000324</b>      |              |          |              | <b>\$0.00</b>      |                           |
| 22000326             | 10/26/2021   | jmatys   | 315          | \$1,306.00         | CLEAR NEGATIVE ACCTS      |
|                      | 10/26/2021   | jmatys   | 840          | (\$28,595.43)      | CLEAR NEGATIVE ACCTS      |
|                      | 10/26/2021   | jmatys   | 890          | \$51,031.00        | CLEAR NEGATIVE ACCTS      |
|                      | 10/26/2021   | jmatys   | 890          | (\$540.00)         | CLEAR NEGATIVE ACCTS      |

## Budget Transfers By Period

| Journal Entry Number | Date Entered | Operator | Account Code | Transaction Amount | Transaction Description |
|----------------------|--------------|----------|--------------|--------------------|-------------------------|
| 22000326             | 10/26/2021   | jmatys   | 890          | (\$21,895.57)      | CLEAR NEGATIVE ACCTS    |
|                      | 10/26/2021   | jmatys   | 890          | (\$1,306.00)       | CLEAR NEGATIVE ACCTS    |
| <b>22000326</b>      |              |          |              | <b>\$0.00</b>      |                         |
| 22000327             | 10/27/2021   | kmccormi | 610          | (\$1,200.00)       | TO BUY SUPPLIES         |
|                      | 10/27/2021   | kmccormi | 610          | \$1,200.00         | TO BUY SUPPLIES         |
| <b>22000327</b>      |              |          |              | <b>\$0.00</b>      |                         |
| 22000329             | 10/27/2021   | rking1   | 123          | \$1,500.00         | TO COVER SHORTAGES      |
|                      | 10/27/2021   | rking1   | 123          | (\$1,500.00)       | TO COVER SHORTAGES      |
| <b>22000329</b>      |              |          |              | <b>\$0.00</b>      |                         |
| 22000330             | 10/27/2021   | rking1   | 635          | \$100.00           | TO COVER SHORTAGES      |
|                      | 10/27/2021   | rking1   | 811          | (\$100.00)         | TO COVER SHORTAGES      |
| <b>22000330</b>      |              |          |              | <b>\$0.00</b>      |                         |
| 22000331             | 10/27/2021   | kmccormi | 610          | (\$30.00)          | TO BUY SUPPLIES         |
|                      | 10/27/2021   | kmccormi | 610          | \$30.00            | TO BUY SUPPLIES         |
| <b>22000331</b>      |              |          |              | <b>\$0.00</b>      |                         |
| 22000333             | 10/27/2021   | rking1   | 650          | \$16,301.00        | TO COVER SHORTAGES      |
|                      | 10/27/2021   | rking1   | 610          | (\$16,301.00)      | TO COVER SHORTAGES      |
| <b>22000333</b>      |              |          |              | <b>\$0.00</b>      |                         |
| 22000334             | 10/27/2021   | cbussler | 610          | (\$93.00)          | GENERAL FUNDS           |
|                      | 10/27/2021   | cbussler | 610          | \$93.00            | GENERAL FUNDS           |
| <b>22000334</b>      |              |          |              | <b>\$0.00</b>      |                         |
| 22000335             | 10/27/2021   | eronayne | 610          | (\$411.50)         | TRANSFER TO 30S 610     |
|                      | 10/27/2021   | eronayne | 610          | \$411.50           | TRANSFER TO 30S 610     |
| <b>22000335</b>      |              |          |              | <b>\$0.00</b>      |                         |
| 22000336             | 10/28/2021   | kmccormi | 610          | (\$40.00)          | TO PAY FEE              |
|                      | 10/28/2021   | kmccormi | 810          | \$40.00            | TO PAY FEE              |
| <b>22000336</b>      |              |          |              | <b>\$0.00</b>      |                         |
| 22000344             | 10/28/2021   | jmatys   | 324          | \$250.00           |                         |
|                      | 10/28/2021   | jmatys   | 530          | \$150.00           |                         |
|                      | 10/28/2021   | jmatys   | 580          | \$750.00           |                         |
|                      | 10/28/2021   | jmatys   | 581          | \$2,000.00         |                         |
|                      | 10/28/2021   | jmatys   | 610          | \$750.00           |                         |
|                      | 10/28/2021   | jmatys   | 811          | \$50.00            |                         |
|                      | 10/28/2021   | jmatys   | 324          | \$250.00           |                         |
|                      | 10/28/2021   | jmatys   | 530          | \$150.00           |                         |
|                      | 10/28/2021   | jmatys   | 580          | \$750.00           |                         |
|                      | 10/28/2021   | jmatys   | 581          | \$2,000.00         |                         |
|                      | 10/28/2021   | jmatys   | 610          | \$750.00           |                         |
|                      | 10/28/2021   | jmatys   | 811          | \$50.00            |                         |
|                      | 10/28/2021   | jmatys   | 153          | \$250.00           |                         |
|                      | 10/28/2021   | jmatys   | 530          | \$300.00           |                         |
|                      | 10/28/2021   | jmatys   | 550          | \$500.00           |                         |

## Budget Transfers By Period

| Journal Entry Number | Date Entered | Operator | Account Code | Transaction Amount | Transaction Description |
|----------------------|--------------|----------|--------------|--------------------|-------------------------|
| 22000344             | 10/28/2021   | jmatys   | 580          | \$1,500.00         |                         |
|                      | 10/28/2021   | jmatys   | 581          | \$3,320.54         |                         |
|                      | 10/28/2021   | jmatys   | 610          | \$1,000.00         |                         |
|                      | 10/28/2021   | jmatys   | 640          | \$500.00           |                         |
|                      | 10/28/2021   | jmatys   | 650          | \$588.46           |                         |
|                      | 10/28/2021   | jmatys   | 810          | \$44.50            |                         |
|                      | 10/28/2021   | jmatys   | 811          | \$105.50           |                         |
|                      | 10/28/2021   | jmatys   | 153          | \$250.00           |                         |
|                      | 10/28/2021   | jmatys   | 530          | \$300.00           |                         |
|                      | 10/28/2021   | jmatys   | 550          | \$500.00           |                         |
|                      | 10/28/2021   | jmatys   | 580          | \$1,500.00         |                         |
|                      | 10/28/2021   | jmatys   | 581          | \$3,320.55         |                         |
|                      | 10/28/2021   | jmatys   | 610          | \$1,000.00         |                         |
|                      | 10/28/2021   | jmatys   | 640          | \$500.00           |                         |
|                      | 10/28/2021   | jmatys   | 650          | \$588.45           |                         |
|                      | 10/28/2021   | jmatys   | 810          | \$44.50            |                         |
|                      | 10/28/2021   | jmatys   | 811          | \$105.50           |                         |
|                      | 10/28/2021   | jmatys   | 324          | (\$500.00)         |                         |
|                      | 10/28/2021   | jmatys   | 530          | (\$300.00)         |                         |
|                      | 10/28/2021   | jmatys   | 580          | (\$1,500.00)       |                         |
|                      | 10/28/2021   | jmatys   | 581          | (\$4,000.00)       |                         |
|                      | 10/28/2021   | jmatys   | 610          | (\$1,500.00)       |                         |
|                      | 10/28/2021   | jmatys   | 811          | (\$100.00)         |                         |
|                      | 10/28/2021   | jmatys   | 153          | (\$500.00)         |                         |
|                      | 10/28/2021   | jmatys   | 530          | (\$600.00)         |                         |
|                      | 10/28/2021   | jmatys   | 550          | (\$1,000.00)       |                         |
|                      | 10/28/2021   | jmatys   | 580          | (\$3,000.00)       |                         |
|                      | 10/28/2021   | jmatys   | 581          | (\$6,641.09)       |                         |
|                      | 10/28/2021   | jmatys   | 610          | (\$2,000.00)       |                         |
|                      | 10/28/2021   | jmatys   | 640          | (\$1,000.00)       |                         |
|                      | 10/28/2021   | jmatys   | 650          | (\$1,176.91)       |                         |
|                      | 10/28/2021   | jmatys   | 810          | (\$89.00)          |                         |
| 10/28/2021           | jmatys       | 811      | (\$211.00)   |                    |                         |
| <b>22000344</b>      |              |          |              | <b>\$0.00</b>      |                         |
| 22000345             | 10/28/2021   | tmbaxter | 610          | (\$1,821.61)       |                         |
|                      | 10/28/2021   | tmbaxter | 610          | \$1,821.61         |                         |
| <b>22000345</b>      |              |          |              | <b>\$0.00</b>      |                         |
| 22000346             | 10/28/2021   | kavaglia | 390          | (\$160.00)         | TO COVER EXPENSES       |
|                      | 10/28/2021   | kavaglia | 610          | \$160.00           | TO COVER EXPENSES       |
| <b>22000346</b>      |              |          |              | <b>\$0.00</b>      |                         |

## Budget Transfers By Period

| Journal Entry Number | Date Entered | Operator | Account Code | Transaction Amount | Transaction Description |
|----------------------|--------------|----------|--------------|--------------------|-------------------------|
| 22000347             | 10/29/2021   | jmatthew | 810          | \$5,000.00         |                         |
|                      | 10/29/2021   | jmatthew | 330          | (\$5,000.00)       |                         |
| <b>22000347</b>      |              |          |              | <b>\$0.00</b>      |                         |
| 22000348             | 10/29/2021   | rking1   | 610          | \$970.00           | TO COVER SHORTAGES      |
|                      | 10/29/2021   | rking1   | 315          | (\$970.00)         | TO COVER SHORTAGES      |
| <b>22000348</b>      |              |          |              | <b>\$0.00</b>      |                         |
| 22000349             | 10/29/2021   | skropp   | 610          | (\$675.00)         |                         |
|                      | 10/29/2021   | skropp   | 390          | \$675.00           |                         |
| <b>22000349</b>      |              |          |              | <b>\$0.00</b>      |                         |
| 22000350             | 10/29/2021   | skropp   | 610          | (\$382.46)         |                         |
|                      | 10/29/2021   | skropp   | 390          | \$382.46           |                         |
| <b>22000350</b>      |              |          |              | <b>\$0.00</b>      |                         |
| 22000351             | 10/29/2021   | lteodoro | 635          | (\$450.00)         | SEC ED OFFICE           |
|                      | 10/29/2021   | lteodoro | 610          | \$450.00           | SEC ED OFFICE           |
| <b>22000351</b>      |              |          |              | <b>\$0.00</b>      |                         |
| 22000352             | 10/29/2021   | mpitt    | 610          | (\$1,000.00)       | BALANCE ACCOUNT         |
|                      | 10/29/2021   | mpitt    | 650          | \$1,000.00         | BALANCE ACCOUNT         |
| <b>22000352</b>      |              |          |              | <b>\$0.00</b>      |                         |
| 22000353             | 10/29/2021   | rking1   | 610          | \$7,350.28         | TO COVER SHORTAGES      |
|                      | 10/29/2021   | rking1   | 610          | (\$7,350.28)       | TO COVER SHORTAGES      |
| <b>22000353</b>      |              |          |              | <b>\$0.00</b>      |                         |
| 22000354             | 10/29/2021   | rking1   | 811          | \$1,500.00         | TO COVER SHORTAGES      |
|                      | 10/29/2021   | rking1   | 610          | (\$1,500.00)       | TO COVER SHORTAGES      |
| <b>22000354</b>      |              |          |              | <b>\$0.00</b>      |                         |
| 22000355             | 10/29/2021   | kmccormi | 513          | (\$143.00)         | TO PAY OFFICIALS        |
|                      | 10/29/2021   | kmccormi | 390          | \$143.00           | TO PAY OFFICIALS        |
| <b>22000355</b>      |              |          |              | <b>\$0.00</b>      |                         |
| 22000357             | 10/29/2021   | eronayne | 810          | (\$146.87)         | TRANSFER TO 30U 810     |
|                      | 10/29/2021   | eronayne | 810          | \$146.87           | TRANSFER TO 30U 810     |
| <b>22000357</b>      |              |          |              | <b>\$0.00</b>      |                         |
| 22000358             | 10/29/2021   | eronayne | 610          | (\$450.00)         | TRANSFER TO 30G 810     |
|                      | 10/29/2021   | eronayne | 810          | \$450.00           | TRANSFER TO 30G 810     |
| <b>22000358</b>      |              |          |              | <b>\$0.00</b>      |                         |
| 22000359             | 10/29/2021   | eronayne | 610          | (\$90.44)          | TRANSFER TO 30S 580     |
|                      | 10/29/2021   | eronayne | 580          | \$90.44            | TRANSFER TO 30S 580     |
| <b>22000359</b>      |              |          |              | <b>\$0.00</b>      |                         |
| 22000360             | 11/01/2021   | kmccormi | 610          | (\$39.00)          | TO BUY SUPPLES          |
|                      | 11/01/2021   | kmccormi | 610          | \$39.00            | TO BUY SUPPLES          |
| <b>22000360</b>      |              |          |              | <b>\$0.00</b>      |                         |
| 22000362             | 11/01/2021   | kmccormi | 513          | (\$400.00)         | TO PAY ENTRY FEE        |
|                      | 11/01/2021   | kmccormi | 810          | \$400.00           | TO PAY ENTRY FEE        |
| <b>22000362</b>      |              |          |              | <b>\$0.00</b>      |                         |

## Budget Transfers By Period

| Journal Entry Number | Date Entered | Operator | Account Code | Transaction Amount | Transaction Description |
|----------------------|--------------|----------|--------------|--------------------|-------------------------|
| 22000364             | 11/01/2021   | nkelly   | 550          | (\$15.00)          | COVER SHORTAGE          |
|                      | 11/01/2021   | nkelly   | 323          | \$15.00            | COVER SHORTAGE          |
| <b>22000364</b>      |              |          |              | <b>\$0.00</b>      |                         |
| 22000365             | 11/01/2021   | tmbaxter | 610          | (\$8.65)           |                         |
|                      | 11/01/2021   | tmbaxter | 610          | \$8.65             |                         |
| <b>22000365</b>      |              |          |              | <b>\$0.00</b>      |                         |
| 22000367             | 11/01/2021   | ralexand | 610          | (\$100.00)         | COVER BOOKS             |
|                      | 11/01/2021   | ralexand | 640          | \$100.00           | COVER BOOKS             |
| <b>22000367</b>      |              |          |              | <b>\$0.00</b>      |                         |
| 22000368             | 11/02/2021   | rking1   | 324          | \$500.00           | TO COVER SHORTAGES      |
|                      | 11/02/2021   | rking1   | 650          | (\$500.00)         | TO COVER SHORTAGES      |
| <b>22000368</b>      |              |          |              | <b>\$0.00</b>      |                         |
| 22000369             | 11/02/2021   | eronayne | 610          | (\$1,000.00)       | TRANSFER TO 30F 810     |
|                      | 11/02/2021   | eronayne | 810          | \$1,000.00         | TRANSFER TO 30F 810     |
| <b>22000369</b>      |              |          |              | <b>\$0.00</b>      |                         |
| 22000370             | 11/02/2021   | rking1   | 610          | \$5,000.00         | TO COVER SHORTAGES      |
|                      | 11/02/2021   | rking1   | 640          | (\$5,000.00)       | TO COVER SHORTAGES      |
| <b>22000370</b>      |              |          |              | <b>\$0.00</b>      |                         |
| 22000371             | 11/03/2021   | eronayne | 430          | (\$500.00)         | TRANSFER TO 30E 350     |
|                      | 11/03/2021   | eronayne | 350          | \$500.00           | TRANSFER TO 30E 350     |
| <b>22000371</b>      |              |          |              | <b>\$0.00</b>      |                         |
| 22000372             | 11/03/2021   | kavaglia | 390          | (\$100.00)         | TO COVER EXPENSES       |
|                      | 11/03/2021   | kavaglia | 610          | \$100.00           | TO COVER EXPENSES       |
| <b>22000372</b>      |              |          |              | <b>\$0.00</b>      |                         |
| 22000373             | 11/03/2021   | msmith2  | 610          | (\$10.59)          | TRANSFER TO GUID 153    |
|                      | 11/03/2021   | msmith2  | 153          | \$10.59            | TRANSFER TO GUID 153    |
| <b>22000373</b>      |              |          |              | <b>\$0.00</b>      |                         |
| 22000374             | 11/03/2021   | msmith2  | 610          | (\$60.51)          | TRANSFER TO SM 123      |
|                      | 11/03/2021   | msmith2  | 123          | \$60.51            | TRANSFER TO SM 123      |
| <b>22000374</b>      |              |          |              | <b>\$0.00</b>      |                         |
| 22000375             | 11/03/2021   | msmith2  | 610          | (\$49.00)          | TRANSFER TO BUS. 811    |
|                      | 11/03/2021   | msmith2  | 811          | \$49.00            | TRANSFER TO BUS. 811    |
| <b>22000375</b>      |              |          |              | <b>\$0.00</b>      |                         |
| 22000377             | 11/03/2021   | skropp   | 580          | (\$1,000.00)       |                         |
|                      | 11/03/2021   | skropp   | 610          | \$1,000.00         |                         |
| <b>22000377</b>      |              |          |              | <b>\$0.00</b>      |                         |
| 22000379             | 11/03/2021   | rking1   | 315          | \$300.00           | TO COVER SHORTAGES      |
|                      | 11/03/2021   | rking1   | 650          | (\$300.00)         | TO COVER SHORTAGES      |
| <b>22000379</b>      |              |          |              | <b>\$0.00</b>      |                         |
| 22000380             | 11/03/2021   | rking1   | 123          | \$400.00           | TO COVER SHORTAGES      |
|                      | 11/03/2021   | rking1   | 650          | (\$400.00)         | TO COVER SHORTAGES      |
| <b>22000380</b>      |              |          |              | <b>\$0.00</b>      |                         |



## Budget Transfers By Period

| Journal Entry Number | Date Entered | Operator | Account Code | Transaction Amount | Transaction Description  |
|----------------------|--------------|----------|--------------|--------------------|--------------------------|
| 22000381             | 11/03/2021   | rking1   | 315          | \$300.00           | TO COVER SHORTAGES       |
|                      | 11/03/2021   | rking1   | 123          | (\$300.00)         | TO COVER SHORTAGES       |
| <b>22000381</b>      |              |          |              | <b>\$0.00</b>      |                          |
| 22000382             | 11/04/2021   | mbrown1  | 610          | (\$269.50)         | TO COV GERMAN TRIP SUB   |
|                      | 11/04/2021   | mbrown1  | 315          | \$269.50           | TO COV GERMAN TRIP SUB   |
| <b>22000382</b>      |              |          |              | <b>\$0.00</b>      |                          |
| 22000383             | 11/04/2021   | mbrown1  | 640          | (\$237.58)         | TO COV AMAZON PO         |
|                      | 11/04/2021   | mbrown1  | 610          | \$237.58           | TO COV AMAZON PO         |
| <b>22000383</b>      |              |          |              | <b>\$0.00</b>      |                          |
| 22000384             | 11/04/2021   | eronayne | 610          | (\$335.00)         | TRANSFER TO 30B 810      |
|                      | 11/04/2021   | eronayne | 810          | \$335.00           | TRANSFER TO 30B 810      |
| <b>22000384</b>      |              |          |              | <b>\$0.00</b>      |                          |
| 22000385             | 11/04/2021   | amcveigh | 640          | (\$64.00)          | TO COVER PURCHASE        |
|                      | 11/04/2021   | amcveigh | 610          | \$64.00            | TO COVER PURCHASE        |
| <b>22000385</b>      |              |          |              | <b>\$0.00</b>      |                          |
| 22000386             | 11/04/2021   | amcveigh | 640          | (\$64.00)          | TO COVER PURCHASE        |
|                      | 11/04/2021   | amcveigh | 610          | \$64.00            | TO COVER PURCHASE        |
| <b>22000386</b>      |              |          |              | <b>\$0.00</b>      |                          |
| 22000387             | 11/04/2021   | tmbaxter | 610          | (\$380.31)         |                          |
|                      | 11/04/2021   | tmbaxter | 640          | \$380.31           |                          |
| <b>22000387</b>      |              |          |              | <b>\$0.00</b>      |                          |
| 22000389             | 11/04/2021   | tmbaxter | 610          | (\$2.50)           |                          |
|                      | 11/04/2021   | tmbaxter | 610          | \$2.50             |                          |
| <b>22000389</b>      |              |          |              | <b>\$0.00</b>      |                          |
| 22000390             | 11/05/2021   | mbrown1  | 123          | (\$608.37)         | TO COV SUB BILL MIKE PAY |
|                      | 11/05/2021   | mbrown1  | 315          | \$608.37           | TO COV SUB BILL MIKE PAY |
| <b>22000390</b>      |              |          |              | <b>\$0.00</b>      |                          |
| 22000391             | 11/05/2021   | cbussler | 430          | (\$144.00)         | FOOTBALL                 |
|                      | 11/05/2021   | cbussler | 390          | \$144.00           | FOOTBALL                 |
| <b>22000391</b>      |              |          |              | <b>\$0.00</b>      |                          |
| 22000393             | 11/05/2021   | amcveigh | 640          | (\$70.00)          | TO COVER PURCHASE        |
|                      | 11/05/2021   | amcveigh | 610          | \$70.00            | TO COVER PURCHASE        |
| <b>22000393</b>      |              |          |              | <b>\$0.00</b>      |                          |
| 22000394             | 11/05/2021   | mbrown1  | 153          | (\$539.00)         | TO COV SUB INVOICES      |
|                      | 11/05/2021   | mbrown1  | 153          | (\$741.12)         | TO COV SUB INVOICES      |
|                      | 11/05/2021   | mbrown1  | 315          | \$1,280.12         | TO COV SUB INVOICES      |
| <b>22000394</b>      |              |          |              | <b>\$0.00</b>      |                          |
| 22000396             | 11/08/2021   | kmccormi | 390          | (\$500.00)         | TO PAY OFFICIALS         |
|                      | 11/08/2021   | kmccormi | 390          | \$500.00           | TO PAY OFFICIALS         |
| <b>22000396</b>      |              |          |              | <b>\$0.00</b>      |                          |
| 22000397             | 11/08/2021   | kmccormi | 390          | (\$690.00)         | TO PAY OFFICIALS         |
|                      | 11/08/2021   | kmccormi | 390          | \$690.00           | TO PAY OFFICIALS         |

## Budget Transfers By Period

| Journal Entry Number | Date Entered | Operator | Account Code | Transaction Amount | Transaction Description   |
|----------------------|--------------|----------|--------------|--------------------|---------------------------|
| 22000397             | 11/08/2021   | kmccormi | 390          | (\$651.50)         | TO PAY OFFICIALS          |
|                      | 11/08/2021   | kmccormi | 390          | \$651.50           | TO PAY OFFICIALS          |
|                      | 11/08/2021   | kmccormi | 390          | (\$1,010.00)       | TO PAY OFFICIALS          |
|                      | 11/08/2021   | kmccormi | 390          | \$1,010.00         | TO PAY OFFICIALS          |
| <b>22000397</b>      |              |          |              | <b>\$0.00</b>      |                           |
| 22000398             | 11/08/2021   | cdoran   | 640          | (\$228.72)         | COVER BULLETIN BOARDS AMA |
|                      | 11/08/2021   | cdoran   | 610          | \$228.72           | COVER BULLETIN BOARDS AMA |
| <b>22000398</b>      |              |          |              | <b>\$0.00</b>      |                           |
| 22000399             | 11/08/2021   | eronayne | 610          | (\$1,080.00)       | TRANSFER TO 30L 610       |
|                      | 11/08/2021   | eronayne | 610          | \$1,080.00         | TRANSFER TO 30L 610       |
| <b>22000399</b>      |              |          |              | <b>\$0.00</b>      |                           |
| 22000400             | 11/08/2021   | rking1   | 610          | \$2,000.00         | TO COVER SHORTAGES        |
|                      | 11/08/2021   | rking1   | 640          | (\$2,000.00)       | TO COVER SHORTAGES        |
| <b>22000400</b>      |              |          |              | <b>\$0.00</b>      |                           |
| 22000401             | 11/08/2021   | kmccormi | 610          | (\$235.00)         | TO BUY SUPPLIES           |
|                      | 11/08/2021   | kmccormi | 610          | \$235.00           | TO BUY SUPPLIES           |
| <b>22000401</b>      |              |          |              | <b>\$0.00</b>      |                           |
| 22000403             | 11/08/2021   | ltobin   | 640          | \$320.00           |                           |
|                      | 11/08/2021   | ltobin   | 610          | (\$320.00)         |                           |
| <b>22000403</b>      |              |          |              | <b>\$0.00</b>      |                           |
| 22000405             | 11/08/2021   | kmccormi | 610          | (\$235.00)         | TO BUY SUPPLIES           |
|                      | 11/08/2021   | kmccormi | 610          | \$235.00           | TO BUY SUPPLIES           |
| <b>22000405</b>      |              |          |              | <b>\$0.00</b>      |                           |
| 22000407             | 11/08/2021   | rking1   | 610          | \$730.00           | TO COVER SHORTAGES        |
|                      | 11/08/2021   | rking1   | 315          | (\$730.00)         | TO COVER SHORTAGES        |
| <b>22000407</b>      |              |          |              | <b>\$0.00</b>      |                           |
| 22000408             | 11/09/2021   | jford    | 610          | (\$30.00)          | TO BUY SUPPLIES           |
|                      | 11/09/2021   | jford    | 610          | \$30.00            | TO BUY SUPPLIES           |
| <b>22000408</b>      |              |          |              | <b>\$0.00</b>      |                           |
| 22000409             | 11/09/2021   | ralexand | 810          | (\$7.00)           | COVER SUPPLIES            |
|                      | 11/09/2021   | ralexand | 610          | \$7.00             | COVER SUPPLIES            |
| <b>22000409</b>      |              |          |              | <b>\$0.00</b>      |                           |
| 22000410             | 11/09/2021   | cbussler | 610          | \$100.00           | LIBRARY TRANSFER          |
|                      | 11/09/2021   | cbussler | 640          | (\$100.00)         | LIBRARY TRANSFER          |
| <b>22000410</b>      |              |          |              | <b>\$0.00</b>      |                           |
| 22000411             | 11/10/2021   | cbussler | 430          | (\$372.00)         | BANQUET                   |
|                      | 11/10/2021   | cbussler | 390          | \$372.00           | BANQUET                   |
| <b>22000411</b>      |              |          |              | <b>\$0.00</b>      |                           |
| 22000412             | 11/09/2021   | mbrown1  | 640          | (\$770.34)         | TO COVER AMAZON PO        |
|                      | 11/09/2021   | mbrown1  | 610          | \$770.34           | TO COVER AMAZON PO        |
| <b>22000412</b>      |              |          |              | <b>\$0.00</b>      |                           |

## Budget Transfers By Period

| Journal Entry Number | Date Entered | Operator | Account Code | Transaction Amount | Transaction Description   |
|----------------------|--------------|----------|--------------|--------------------|---------------------------|
| 22000413             | 11/10/2021   | kmccormi | 390          | (\$500.00)         | TO PAY FEE                |
|                      | 11/10/2021   | kmccormi | 810          | \$500.00           | TO PAY FEE                |
| <b>22000413</b>      |              |          |              | <b>\$0.00</b>      |                           |
| 22000415             | 11/10/2021   | sryan2   | 610          | (\$338.38)         | CORR TRANS                |
|                      | 11/10/2021   | sryan2   | 610          | \$338.38           | CORR TRANS                |
| <b>22000415</b>      |              |          |              | <b>\$0.00</b>      |                           |
| 22000416             | 11/11/2021   | cdoran   | 640          | (\$500.00)         | COVER OD OPEN PO ADD FUND |
|                      | 11/11/2021   | cdoran   | 610          | \$500.00           | COVER OD OPEN PO ADD FUND |
| <b>22000416</b>      |              |          |              | <b>\$0.00</b>      |                           |
| 22000417             | 11/12/2021   | mbrown1  | 610          | (\$56.80)          | TO COV OFC DEPOT ORDER    |
|                      | 11/12/2021   | mbrown1  | 610          | \$56.80            | TO COV OFC DEPOT ORDER    |
| <b>22000417</b>      |              |          |              | <b>\$0.00</b>      |                           |
| 22000418             | 11/12/2021   | msmith2  | 513          | (\$275.00)         | TRANSFER TO PROG. 31 811  |
|                      | 11/12/2021   | msmith2  | 811          | \$275.00           | TRANSFER TO PROG. 31 811  |
| <b>22000418</b>      |              |          |              | <b>\$0.00</b>      |                           |
| 22000419             | 11/15/2021   | msmith2  | 610          | (\$60.51)          | TRANSFER TO SM 123        |
|                      | 11/15/2021   | msmith2  | 123          | \$60.51            | TRANSFER TO SM 123        |
| <b>22000419</b>      |              |          |              | <b>\$0.00</b>      |                           |
| 22000420             | 11/15/2021   | msmith2  | 610          | (\$149.00)         | TRANSFER TO BUS 811       |
|                      | 11/15/2021   | msmith2  | 811          | \$149.00           | TRANSFER TO BUS 811       |
| <b>22000420</b>      |              |          |              | <b>\$0.00</b>      |                           |
| 22000421             | 11/15/2021   | mbrown1  | 635          | (\$231.55)         | TO MAGGIE'S GEN FUND      |
|                      | 11/15/2021   | mbrown1  | 610          | \$231.55           | TO MAGGIE'S GEN FUND      |
| <b>22000421</b>      |              |          |              | <b>\$0.00</b>      |                           |
| 22000423             | 11/15/2021   | amcveigh | 640          | (\$114.38)         | TO COVER DEFICIT          |
|                      | 11/15/2021   | amcveigh | 153          | \$114.38           | TO COVER DEFICIT          |
|                      | 11/15/2021   | amcveigh | 640          | (\$263.09)         | TO COVER DEFICIT          |
|                      | 11/15/2021   | amcveigh | 153          | \$263.09           | TO COVER DEFICIT          |
| <b>22000423</b>      |              |          |              | <b>\$0.00</b>      |                           |
| 22000424             | 11/15/2021   | ralexand | 640          | (\$200.00)         | COVER SUPPLIES            |
|                      | 11/15/2021   | ralexand | 610          | \$200.00           | COVER SUPPLIES            |
| <b>22000424</b>      |              |          |              | <b>\$0.00</b>      |                           |
| 22000425             | 11/16/2021   | rking1   | 324          | \$500.00           | TO COVER SHORTAGES        |
|                      | 11/16/2021   | rking1   | 650          | (\$500.00)         | TO COVER SHORTAGES        |
| <b>22000425</b>      |              |          |              | <b>\$0.00</b>      |                           |
| 22000426             | 11/16/2021   | rking1   | 811          | \$275.00           | TO COVER SHORTAGES        |
|                      | 11/16/2021   | rking1   | 640          | (\$275.00)         | TO COVER SHORTAGES        |
| <b>22000426</b>      |              |          |              | <b>\$0.00</b>      |                           |
| 22000427             | 11/16/2021   | eronayne | 513          | (\$6.79)           | TRANSFER TO 30W 513       |
|                      | 11/16/2021   | eronayne | 513          | \$6.79             | TRANSFER TO 30W 513       |
| <b>22000427</b>      |              |          |              | <b>\$0.00</b>      |                           |

## Budget Transfers By Period

| Journal Entry Number | Date Entered | Operator | Account Code | Transaction Amount | Transaction Description |
|----------------------|--------------|----------|--------------|--------------------|-------------------------|
| 22000428             | 11/16/2021   | nkelly   | 610          | (\$316.75)         | COVER SHORTAGE          |
|                      | 11/16/2021   | nkelly   | 442          | \$316.75           | COVER SHORTAGE          |
| <b>22000428</b>      |              |          |              | <b>\$0.00</b>      |                         |
| 22000429             | 11/16/2021   | skropp   | 810          | (\$95.00)          |                         |
|                      | 11/16/2021   | skropp   | 610          | \$95.00            |                         |
| <b>22000429</b>      |              |          |              | <b>\$0.00</b>      |                         |
| 22000430             | 11/17/2021   | kmccormi | 513          | (\$400.00)         | TO PAY ENTRY            |
|                      | 11/17/2021   | kmccormi | 810          | \$400.00           | TO PAY ENTRY            |
|                      | 11/17/2021   | kmccormi | 513          | (\$282.00)         | TO PAY ENTRY            |
|                      | 11/17/2021   | kmccormi | 610          | \$282.00           | TO PAY ENTRY            |
| <b>22000430</b>      |              |          |              | <b>\$0.00</b>      |                         |
| 22000432             | 11/17/2021   | amcveigh | 640          | (\$465.00)         | TO COVER PURCHASE       |
|                      | 11/17/2021   | amcveigh | 610          | \$465.00           | TO COVER PURCHASE       |
| <b>22000432</b>      |              |          |              | <b>\$0.00</b>      |                         |
| 22000433             | 11/17/2021   | amcveigh | 610          | (\$510.00)         | TO COVER PURCHASE       |
|                      | 11/17/2021   | amcveigh | 610          | \$510.00           | TO COVER PURCHASE       |
| <b>22000433</b>      |              |          |              | <b>\$0.00</b>      |                         |
| 22000435             | 11/17/2021   | mbrown1  | 640          | (\$100.00)         | TO 610 FOR AMAZON PO    |
|                      | 11/17/2021   | mbrown1  | 610          | \$100.00           | TO 610 FOR AMAZON PO    |
| <b>22000435</b>      |              |          |              | <b>\$0.00</b>      |                         |
| 22000436             | 11/17/2021   | rking1   | 430          | \$22,500.00        | TO COVER SHORTAGES      |
|                      | 11/17/2021   | rking1   | 610          | (\$22,500.00)      | TO COVER SHORTAGES      |
| <b>22000436</b>      |              |          |              | <b>\$0.00</b>      |                         |
| 22000437             | 11/17/2021   | rking1   | 153          | \$1,000.00         | TO COVER SHORTAGES      |
|                      | 11/17/2021   | rking1   | 153          | (\$1,000.00)       | TO COVER SHORTAGES      |
| <b>22000437</b>      |              |          |              | <b>\$0.00</b>      |                         |
| 22000438             | 11/18/2021   | rking1   | 635          | \$100.00           | TO COVER SHORTAGES      |
|                      | 11/18/2021   | rking1   | 650          | (\$100.00)         | TO COVER SHORTAGES      |
| <b>22000438</b>      |              |          |              | <b>\$0.00</b>      |                         |
| 22000439             | 11/18/2021   | cbussler | 348          | (\$128.00)         | SPORTS 1                |
|                      | 11/18/2021   | cbussler | 610          | \$114.00           | SPORTS 1                |
|                      | 11/18/2021   | cbussler | 810          | (\$114.00)         | SPORTS 1                |
|                      | 11/18/2021   | cbussler | 610          | \$225.00           | SPORTS 1                |
|                      | 11/18/2021   | cbussler | 811          | (\$225.00)         | SPORTS 1                |
|                      | 11/18/2021   | cbussler | 610          | \$487.00           | SPORTS 1                |
|                      | 11/18/2021   | cbussler | 610          | (\$487.00)         | SPORTS 1                |
|                      | 11/18/2021   | cbussler | 390          | \$525.00           | SPORTS 1                |
|                      | 11/18/2021   | cbussler | 610          | (\$525.00)         | SPORTS 1                |
|                      | 11/18/2021   | cbussler | 610          | \$87.00            | SPORTS 1                |
|                      | 11/18/2021   | cbussler | 610          | (\$87.00)          | SPORTS 1                |
|                      | 11/18/2021   | cbussler | 390          | \$128.00           | SPORTS 1                |
| <b>22000439</b>      |              |          |              | <b>\$0.00</b>      |                         |

## Budget Transfers By Period

| Journal Entry Number | Date Entered | Operator | Account Code | Transaction Amount | Transaction Description |
|----------------------|--------------|----------|--------------|--------------------|-------------------------|
| 22000440             | 11/18/2021   | kmccormi | 513          | (\$350.00)         | TO PAY FEES             |
|                      | 11/18/2021   | kmccormi | 810          | \$350.00           | TO PAY FEES             |
|                      | 11/18/2021   | kmccormi | 513          | (\$740.00)         | TO PAY FEES             |
|                      | 11/18/2021   | kmccormi | 810          | \$740.00           | TO PAY FEES             |
| <b>22000440</b>      |              |          |              | <b>\$0.00</b>      |                         |
| 22000442             | 11/18/2021   | ralexand | 513          | (\$240.00)         | COVER TRANSPORTATION    |
|                      | 11/18/2021   | ralexand | 513          | \$240.00           | COVER TRANSPORTATION    |
| <b>22000442</b>      |              |          |              | <b>\$0.00</b>      |                         |
| 22000443             | 11/18/2021   | ralexand | 513          | (\$450.00)         | COVER TRANSPORTATION    |
|                      | 11/18/2021   | ralexand | 513          | \$450.00           | COVER TRANSPORTATION    |
| <b>22000443</b>      |              |          |              | <b>\$0.00</b>      |                         |
| 22000444             | 11/18/2021   | ralexand | 513          | (\$310.00)         | COVER TRANSPORTATION    |
|                      | 11/18/2021   | ralexand | 513          | \$310.00           | COVER TRANSPORTATION    |
| <b>22000444</b>      |              |          |              | <b>\$0.00</b>      |                         |
| 22000445             | 11/18/2021   | ralexand | 760          | (\$850.00)         | COVER FURNITURE         |
|                      | 11/18/2021   | ralexand | 610          | \$850.00           | COVER FURNITURE         |
| <b>22000445</b>      |              |          |              | <b>\$0.00</b>      |                         |
| 22000446             | 11/19/2021   | mbrown1  | 640          | (\$117.91)         | TO COV SUB COST - 76ERS |
|                      | 11/19/2021   | mbrown1  | 315          | \$117.91           | TO COV SUB COST - 76ERS |
|                      | 11/19/2021   | mbrown1  | 153          | (\$117.91)         | TO COV SUB COST - 76ERS |
|                      | 11/19/2021   | mbrown1  | 315          | \$117.91           | TO COV SUB COST - 76ERS |
| <b>22000446</b>      |              |          |              | <b>\$0.00</b>      |                         |
| 22000447             | 11/19/2021   | ralexand | 760          | (\$300.00)         | COVER SALARIES          |
|                      | 11/19/2021   | ralexand | 153          | \$300.00           | COVER SALARIES          |
| <b>22000447</b>      |              |          |              | <b>\$0.00</b>      |                         |
| 22000448             | 11/19/2021   | kpatters | 610          | \$1.91             | COVER NEG BALANCE       |
|                      | 11/19/2021   | kpatters | 610          | (\$1.91)           | COVER NEG BALANCE       |
| <b>22000448</b>      |              |          |              | <b>\$0.00</b>      |                         |
| 22000449             | 11/22/2021   | ralexand | 760          | (\$5,700.00)       | COVER SUPPLIES          |
|                      | 11/22/2021   | ralexand | 610          | \$300.00           | COVER SUPPLIES          |
|                      | 11/22/2021   | ralexand | 610          | \$300.00           | COVER SUPPLIES          |
|                      | 11/22/2021   | ralexand | 610          | \$300.00           | COVER SUPPLIES          |
|                      | 11/22/2021   | ralexand | 610          | \$300.00           | COVER SUPPLIES          |
|                      | 11/22/2021   | ralexand | 610          | \$300.00           | COVER SUPPLIES          |
|                      | 11/22/2021   | ralexand | 610          | \$300.00           | COVER SUPPLIES          |
|                      | 11/22/2021   | ralexand | 610          | \$300.00           | COVER SUPPLIES          |
|                      | 11/22/2021   | ralexand | 610          | \$300.00           | COVER SUPPLIES          |
|                      | 11/22/2021   | ralexand | 610          | \$300.00           | COVER SUPPLIES          |
|                      | 11/22/2021   | ralexand | 610          | \$300.00           | COVER SUPPLIES          |
|                      | 11/22/2021   | ralexand | 610          | \$300.00           | COVER SUPPLIES          |
|                      | 11/22/2021   | ralexand | 610          | \$300.00           | COVER SUPPLIES          |
|                      | 11/22/2021   | ralexand | 610          | \$300.00           | COVER SUPPLIES          |

## Budget Transfers By Period

| Journal Entry Number | Date Entered | Operator | Account Code | Transaction Amount | Transaction Description   |
|----------------------|--------------|----------|--------------|--------------------|---------------------------|
| 22000449             | 11/22/2021   | ralexand | 610          | \$300.00           | COVER SUPPLIES            |
|                      | 11/22/2021   | ralexand | 610          | \$300.00           | COVER SUPPLIES            |
|                      | 11/22/2021   | ralexand | 610          | \$300.00           | COVER SUPPLIES            |
|                      | 11/22/2021   | ralexand | 610          | \$300.00           | COVER SUPPLIES            |
|                      | 11/22/2021   | ralexand | 610          | \$300.00           | COVER SUPPLIES            |
|                      | 11/22/2021   | ralexand | 610          | \$300.00           | COVER SUPPLIES            |
| <b>22000449</b>      |              |          |              | <b>\$0.00</b>      |                           |
| 22000450             | 11/22/2021   | rking1   | 315          | \$500.00           | TO COVER SHORTAGES        |
|                      | 11/22/2021   | rking1   | 123          | (\$500.00)         | TO COVER SHORTAGES        |
| <b>22000450</b>      |              |          |              | <b>\$0.00</b>      |                           |
| 22000451             | 11/22/2021   | rking1   | 315          | \$500.00           | TO COVER SHORTAGES        |
|                      | 11/22/2021   | rking1   | 650          | (\$500.00)         | TO COVER SHORTAGES        |
| <b>22000451</b>      |              |          |              | <b>\$0.00</b>      |                           |
| 22000452             | 11/22/2021   | rking1   | 315          | \$500.00           | TO COVER SHORTAGES        |
|                      | 11/22/2021   | rking1   | 650          | (\$500.00)         | TO COVER SHORTAGES        |
| <b>22000452</b>      |              |          |              | <b>\$0.00</b>      |                           |
| 22000453             | 11/24/2021   | kmccormi | 390          | (\$1,724.50)       | TO PAY OFFICIALS          |
|                      | 11/24/2021   | kmccormi | 390          | \$1,724.50         | TO PAY OFFICIALS          |
| <b>22000453</b>      |              |          |              | <b>\$0.00</b>      |                           |
| 22000455             | 11/24/2021   | kleonard | 430          | (\$200.00)         | MOVE TO 610 PER DD        |
|                      | 11/24/2021   | kleonard | 513          | (\$600.00)         | MOVE TO 610 PER DD        |
|                      | 11/24/2021   | kleonard | 650          | (\$200.00)         | MOVE TO 610 PER DD        |
|                      | 11/24/2021   | kleonard | 610          | \$1,000.00         | MOVE TO 610 PER DD        |
| <b>22000455</b>      |              |          |              | <b>\$0.00</b>      |                           |
| 22000456             | 11/26/2021   | eronayne | 610          | (\$325.00)         | TRANSFER TO 30C 610       |
|                      | 11/26/2021   | eronayne | 610          | \$325.00           | TRANSFER TO 30C 610       |
| <b>22000456</b>      |              |          |              | <b>\$0.00</b>      |                           |
| 22000457             | 11/29/2021   | mbrown1  | 610          | (\$122.74)         | TO COV POST-ITS           |
|                      | 11/29/2021   | mbrown1  | 610          | \$122.74           | TO COV POST-ITS           |
| <b>22000457</b>      |              |          |              | <b>\$0.00</b>      |                           |
| 22000458             | 11/29/2021   | mbrown1  | 153          | (\$539.00)         | TO 315 COV SUB INV 533247 |
|                      | 11/29/2021   | mbrown1  | 315          | \$539.00           | TO 315 COV SUB INV 533247 |
| <b>22000458</b>      |              |          |              | <b>\$0.00</b>      |                           |
| 22000459             | 11/29/2021   | rking1   | 650          | \$570.00           | TO COVER SHORTAGES        |
|                      | 11/29/2021   | rking1   | 610          | (\$570.00)         | TO COVER SHORTAGES        |
| <b>22000459</b>      |              |          |              | <b>\$0.00</b>      |                           |
| 22000460             | 11/29/2021   | kavaglia | 513          | (\$90.40)          | TO COVER EXPENSES         |
|                      | 11/29/2021   | kavaglia | 513          | \$90.40            | TO COVER EXPENSES         |
| <b>22000460</b>      |              |          |              | <b>\$0.00</b>      |                           |
| 22000461             | 11/30/2021   | mbrown1  | 640          | (\$29.43)          | TO COV PO# 22001667       |
|                      | 11/30/2021   | mbrown1  | 610          | \$29.43            | TO COV PO# 22001667       |
| <b>22000461</b>      |              |          |              | <b>\$0.00</b>      |                           |

## Budget Transfers By Period

| Journal Entry Number | Date Entered | Operator | Account Code | Transaction Amount | Transaction Description |
|----------------------|--------------|----------|--------------|--------------------|-------------------------|
| 22000462             | 11/30/2021   | kmccormi | 610          | (\$2,178.30)       | TO BUY UNIFORMS         |
|                      | 11/30/2021   | kmccormi | 610          | \$2,178.30         | TO BUY UNIFORMS         |
| <b>22000462</b>      |              |          |              | <b>\$0.00</b>      |                         |
| 22000464             | 12/01/2021   | eronayne | 610          | (\$260.00)         | TRANSFER TO 30B 610     |
|                      | 12/01/2021   | eronayne | 610          | \$260.00           | TRANSFER TO 30B 610     |
| <b>22000464</b>      |              |          |              | <b>\$0.00</b>      |                         |
| 22000465             | 12/01/2021   | eronayne | 610          | (\$145.00)         | TRANSFER TO 30E 390     |
|                      | 12/01/2021   | eronayne | 390          | \$145.00           | TRANSFER TO 30E 390     |
| <b>22000465</b>      |              |          |              | <b>\$0.00</b>      |                         |
| 22000466             | 12/01/2021   | msmith2  | 610          | (\$460.00)         | TRANSFER TO 811         |
|                      | 12/01/2021   | msmith2  | 811          | \$460.00           | TRANSFER TO 811         |
| <b>22000466</b>      |              |          |              | <b>\$0.00</b>      |                         |
| 22000467             | 12/02/2021   | ralexand | 390          | (\$325.00)         | COVER REGISTRATION      |
|                      | 12/02/2021   | ralexand | 810          | \$325.00           | COVER REGISTRATION      |
| <b>22000467</b>      |              |          |              | <b>\$0.00</b>      |                         |
| 22000468             | 12/02/2021   | rking1   | 610          | \$103.55           | TO COVER SHORTAGES      |
|                      | 12/02/2021   | rking1   | 650          | (\$103.55)         | TO COVER SHORTAGES      |
| <b>22000468</b>      |              |          |              | <b>\$0.00</b>      |                         |
| 22000469             | 12/02/2021   | mpitt    | 640          | (\$250.00)         | BALANCE ACCOUNT         |
|                      | 12/02/2021   | mpitt    | 610          | \$250.00           | BALANCE ACCOUNT         |
| <b>22000469</b>      |              |          |              | <b>\$0.00</b>      |                         |
| 22000470             | 12/02/2021   | kavaglia | 640          | (\$100.00)         | PURCHASE BOOKS          |
|                      | 12/02/2021   | kavaglia | 610          | \$100.00           | PURCHASE BOOKS          |
| <b>22000470</b>      |              |          |              | <b>\$0.00</b>      |                         |
| 22000471             | 12/03/2021   | rking1   | 123          | \$100.00           | TO COVER SHORTAGES      |
|                      | 12/03/2021   | rking1   | 610          | (\$100.00)         | TO COVER SHORTAGES      |
| <b>22000471</b>      |              |          |              | <b>\$0.00</b>      |                         |
| 22000472             | 12/03/2021   | rking1   | 324          | \$12,000.00        | TO COVER SHORTAGES      |
|                      | 12/03/2021   | rking1   | 610          | (\$12,000.00)      | TO COVER SHORTAGES      |
| <b>22000472</b>      |              |          |              | <b>\$0.00</b>      |                         |
| 22000473             | 12/03/2021   | mpitt    | 610          | (\$100.00)         | BALANCE ACCT            |
|                      | 12/03/2021   | mpitt    | 153          | \$100.00           | BALANCE ACCT            |
| <b>22000473</b>      |              |          |              | <b>\$0.00</b>      |                         |
| 22000474             | 12/03/2021   | mbrown1  | 610          | (\$135.95)         |                         |
|                      | 12/03/2021   | mbrown1  | 610          | \$135.95           |                         |
| <b>22000474</b>      |              |          |              | <b>\$0.00</b>      |                         |
| 22000475             | 12/06/2021   | cbussler | 610          | (\$100.00)         | DUES                    |
|                      | 12/06/2021   | cbussler | 810          | \$100.00           | DUES                    |
| <b>22000475</b>      |              |          |              | <b>\$0.00</b>      |                         |
| 22000476             | 12/06/2021   | tmbaxter | 610          | (\$820.53)         |                         |
|                      | 12/06/2021   | tmbaxter | 650          | \$820.53           |                         |
| <b>22000476</b>      |              |          |              | <b>\$0.00</b>      |                         |

## Budget Transfers By Period

| Journal Entry Number | Date Entered | Operator | Account Code | Transaction Amount | Transaction Description |
|----------------------|--------------|----------|--------------|--------------------|-------------------------|
| 22000477             | 12/06/2021   | rking1   | 640          | \$1,735.81         | TO COVER SHORTAGES      |
|                      | 12/06/2021   | rking1   | 581          | (\$1,735.81)       | TO COVER SHORTAGES      |
| <b>22000477</b>      |              |          |              | <b>\$0.00</b>      |                         |
| 22000478             | 12/06/2021   | rking1   | 315          | \$1,500.00         | TO COVER SHORTAGES      |
|                      | 12/06/2021   | rking1   | 650          | (\$1,500.00)       | TO COVER SHORTAGES      |
| <b>22000478</b>      |              |          |              | <b>\$0.00</b>      |                         |
| 22000479             | 12/06/2021   | amcveigh | 640          | (\$73.64)          | TO COVER DEFICIT        |
|                      | 12/06/2021   | amcveigh | 153          | \$73.64            | TO COVER DEFICIT        |
| <b>22000479</b>      |              |          |              | <b>\$0.00</b>      |                         |
| 22000480             | 12/06/2021   | amcveigh | 610          | (\$108.45)         | TO COVER DEFICIT        |
|                      | 12/06/2021   | amcveigh | 153          | \$108.45           | TO COVER DEFICIT        |
| <b>22000480</b>      |              |          |              | <b>\$0.00</b>      |                         |
| 22000481             | 12/06/2021   | rking1   | 762          | \$7,246.22         | TO COVER SHORTAGES      |
|                      | 12/06/2021   | rking1   | 610          | (\$7,246.22)       | TO COVER SHORTAGES      |
| <b>22000481</b>      |              |          |              | <b>\$0.00</b>      |                         |
| 22000482             | 12/06/2021   | rking1   | 610          | \$2,333.30         | TO COVER SHORTAGES      |
|                      | 12/06/2021   | rking1   | 760          | (\$2,333.30)       | TO COVER SHORTAGES      |
| <b>22000482</b>      |              |          |              | <b>\$0.00</b>      |                         |
| 22000483             | 12/06/2021   | rking1   | 610          | \$2,255.15         | TO COVER SHORTAGES      |
|                      | 12/06/2021   | rking1   | 640          | (\$2,255.15)       | TO COVER SHORTAGES      |
| <b>22000483</b>      |              |          |              | <b>\$0.00</b>      |                         |
| 22000484             | 12/06/2021   | rking1   | 610          | \$414.47           | TO COVER SHORTAGES      |
|                      | 12/06/2021   | rking1   | 315          | (\$414.47)         | TO COVER SHORTAGES      |
| <b>22000484</b>      |              |          |              | <b>\$0.00</b>      |                         |
| 22000485             | 12/06/2021   | rking1   | 315          | \$581.18           | TO COVER SHORTAGES      |
|                      | 12/06/2021   | rking1   | 123          | (\$581.18)         | TO COVER SHORTAGES      |
| <b>22000485</b>      |              |          |              | <b>\$0.00</b>      |                         |
| 22000486             | 12/06/2021   | eronayne | 610          | (\$900.00)         | TRANSFER TO 30K 610     |
|                      | 12/06/2021   | eronayne | 610          | \$900.00           | TRANSFER TO 30K 610     |
| <b>22000486</b>      |              |          |              | <b>\$0.00</b>      |                         |
| 22000487             | 12/07/2021   | rking1   | 610          | \$368.83           | TO COVER SHORTAGES      |
|                      | 12/07/2021   | rking1   | 752          | (\$368.83)         | TO COVER SHORTAGES      |
| <b>22000487</b>      |              |          |              | <b>\$0.00</b>      |                         |
| 22000488             | 12/07/2021   | cdoran   | 640          | (\$7,000.00)       | COVER 1-5 SUPPLIES      |
|                      | 12/07/2021   | cdoran   | 610          | \$7,000.00         | COVER 1-5 SUPPLIES      |
| <b>22000488</b>      |              |          |              | <b>\$0.00</b>      |                         |
| 22000489             | 12/07/2021   | cdoran   | 640          | (\$398.37)         | COVER READING SUPPLIES  |
|                      | 12/07/2021   | cdoran   | 610          | \$398.37           | COVER READING SUPPLIES  |
| <b>22000489</b>      |              |          |              | <b>\$0.00</b>      |                         |
| 22000490             | 12/07/2021   | cdoran   | 640          | (\$300.00)         | COVER TANG MATH         |
|                      | 12/07/2021   | cdoran   | 610          | \$300.00           | COVER TANG MATH         |
| <b>22000490</b>      |              |          |              | <b>\$0.00</b>      |                         |



## Budget Transfers By Period

| Journal Entry Number | Date Entered | Operator | Account Code | Transaction Amount | Transaction Description   |
|----------------------|--------------|----------|--------------|--------------------|---------------------------|
| 22000491             | 12/07/2021   | cdoran   | 640          | (\$239.69)         | COVER PLAYGROUND BALLS BS |
|                      | 12/07/2021   | cdoran   | 610          | \$239.69           | COVER PLAYGROUND BALLS BS |
| <b>22000491</b>      |              |          |              | <b>\$0.00</b>      |                           |
| 22000492             | 12/07/2021   | cdoran   | 640          | (\$200.00)         | COVER NEG BALANCE         |
|                      | 12/07/2021   | cdoran   | 153          | \$200.00           | COVER NEG BALANCE         |
| <b>22000492</b>      |              |          |              | <b>\$0.00</b>      |                           |
| 22000493             | 12/07/2021   | cdoran   | 580          | (\$200.00)         | COVER NEG BALANCE         |
|                      | 12/07/2021   | cdoran   | 153          | \$200.00           | COVER NEG BALANCE         |
| <b>22000493</b>      |              |          |              | <b>\$0.00</b>      |                           |
| 22000494             | 12/07/2021   | mpitt    | 610          | (\$78.00)          | BALANCE ACCT              |
|                      | 12/07/2021   | mpitt    | 610          | \$78.00            | BALANCE ACCT              |
| <b>22000494</b>      |              |          |              | <b>\$0.00</b>      |                           |
| 22000495             | 12/08/2021   | cbussler | 513          | (\$418.45)         | TRANSFER                  |
|                      | 12/08/2021   | cbussler | 513          | \$418.45           | TRANSFER                  |
| <b>22000495</b>      |              |          |              | <b>\$0.00</b>      |                           |
| 22000496             | 12/08/2021   | cbussler | 513          | (\$80.26)          | PER S VIRGILLIO           |
|                      | 12/08/2021   | cbussler | 513          | \$80.26            | PER S VIRGILLIO           |
| <b>22000496</b>      |              |          |              | <b>\$0.00</b>      |                           |
| 22000497             | 12/08/2021   | cbussler | 513          | (\$701.29)         | PER S VIRGILLIO           |
|                      | 12/08/2021   | cbussler | 610          | \$701.29           | PER S VIRGILLIO           |
| <b>22000497</b>      |              |          |              | <b>\$0.00</b>      |                           |
| 22000498             | 12/08/2021   | cbussler | 513          | (\$901.75)         | PER SAME                  |
|                      | 12/08/2021   | cbussler | 610          | (\$701.29)         | PER SAME                  |
|                      | 12/08/2021   | cbussler | 513          | \$701.29           | PER SAME                  |
|                      | 12/08/2021   | cbussler | 610          | \$901.75           | PER SAME                  |
| <b>22000498</b>      |              |          |              | <b>\$0.00</b>      |                           |
| 22000499             | 12/08/2021   | cbussler | 390          | \$19.30            | FOOTBALL JERSEYS          |
|                      | 12/08/2021   | cbussler | 430          | (\$19.30)          | FOOTBALL JERSEYS          |
| <b>22000499</b>      |              |          |              | <b>\$0.00</b>      |                           |
| 22000500             | 12/08/2021   | mbrown1  | 635          | (\$1,129.20)       | TO COV 123 PAYROLL ACCT   |
|                      | 12/08/2021   | mbrown1  | 123          | \$1,129.20         | TO COV 123 PAYROLL ACCT   |
|                      | 12/08/2021   | mbrown1  | 635          | (\$4.38)           | TO COV 123 PAYROLL ACCT   |
|                      | 12/08/2021   | mbrown1  | 153          | \$4.38             | TO COV 123 PAYROLL ACCT   |
| <b>22000500</b>      |              |          |              | <b>\$0.00</b>      |                           |
| 22000501             | 12/08/2021   | tmbaxter | 610          | (\$6.14)           |                           |
|                      | 12/08/2021   | tmbaxter | 640          | \$6.14             |                           |
| <b>22000501</b>      |              |          |              | <b>\$0.00</b>      |                           |
| 22000503             | 12/09/2021   | kleonard | 610          | (\$67.00)          | MOVE TO 650 FOR PURCHASE  |
|                      | 12/09/2021   | kleonard | 650          | \$67.00            | MOVE TO 650 FOR PURCHASE  |
| <b>22000503</b>      |              |          |              | <b>\$0.00</b>      |                           |

## Budget Transfers By Period

| Journal Entry Number | Date Entered | Operator | Account Code | Transaction Amount | Transaction Description   |
|----------------------|--------------|----------|--------------|--------------------|---------------------------|
| 22000504             | 12/09/2021   | cdoran   | 430          | (\$100.00)         | COVER SUPPLIES/EXPENSE RE |
|                      | 12/09/2021   | cdoran   | 610          | \$100.00           | COVER SUPPLIES/EXPENSE RE |
| <b>22000504</b>      |              |          |              | <b>\$0.00</b>      |                           |
| 22000505             | 12/10/2021   | rking1   | 315          | \$3,500.00         | TO COVER SHORTAGES        |
|                      | 12/10/2021   | rking1   | 640          | (\$3,500.00)       | TO COVER SHORTAGES        |
| <b>22000505</b>      |              |          |              | <b>\$0.00</b>      |                           |
| 22000506             | 12/10/2021   | kmccormi | 513          | (\$310.00)         | TO PAY OFFICIALS          |
|                      | 12/10/2021   | kmccormi | 390          | \$310.00           | TO PAY OFFICIALS          |
| <b>22000506</b>      |              |          |              | <b>\$0.00</b>      |                           |
| 22000507             | 12/10/2021   | kmccormi | 513          | (\$70.00)          | TO PAY FEE                |
|                      | 12/10/2021   | kmccormi | 810          | \$70.00            | TO PAY FEE                |
| <b>22000507</b>      |              |          |              | <b>\$0.00</b>      |                           |
| 22000509             | 12/10/2021   | mbrown1  | 610          | (\$13.98)          | TO ART FOR CARD STOCK     |
|                      | 12/10/2021   | mbrown1  | 610          | \$13.98            | TO ART FOR CARD STOCK     |
| <b>22000509</b>      |              |          |              | <b>\$0.00</b>      |                           |
| 22000510             | 12/13/2021   | eronayne | 810          | (\$10.00)          | TRANSFER TO 30V 810       |
|                      | 12/13/2021   | eronayne | 810          | \$10.00            | TRANSFER TO 30V 810       |
| <b>22000510</b>      |              |          |              | <b>\$0.00</b>      |                           |
| 22000511             | 12/13/2021   | eronayne | 610          | (\$950.45)         | TRANSFER TO 30S 610       |
|                      | 12/13/2021   | eronayne | 610          | \$950.45           | TRANSFER TO 30S 610       |
| <b>22000511</b>      |              |          |              | <b>\$0.00</b>      |                           |
| 22000512             | 12/13/2021   | eronayne | 610          | (\$2.26)           | TRANSFER TO 30S 610       |
|                      | 12/13/2021   | eronayne | 610          | \$2.26             | TRANSFER TO 30S 610       |
| <b>22000512</b>      |              |          |              | <b>\$0.00</b>      |                           |
| 22000513             | 12/13/2021   | eronayne | 610          | (\$21.18)          | TRANSFER TO 30S 610       |
|                      | 12/13/2021   | eronayne | 610          | \$21.18            | TRANSFER TO 30S 610       |
| <b>22000513</b>      |              |          |              | <b>\$0.00</b>      |                           |
| 22000514             | 12/13/2021   | eronayne | 513          | (\$2,741.91)       | TRANSFER TO 30N 513       |
|                      | 12/13/2021   | eronayne | 513          | \$2,741.91         | TRANSFER TO 30N 513       |
| <b>22000514</b>      |              |          |              | <b>\$0.00</b>      |                           |
| 22000515             | 12/13/2021   | eronayne | 390          | (\$948.00)         | TRANSFER TO 30S 610       |
|                      | 12/13/2021   | eronayne | 610          | \$948.00           | TRANSFER TO 30S 610       |
| <b>22000515</b>      |              |          |              | <b>\$0.00</b>      |                           |
| 22000516             | 12/13/2021   | eronayne | 430          | (\$1,054.25)       | TRANSFER TO 30S 610       |
|                      | 12/13/2021   | eronayne | 610          | \$1,054.25         | TRANSFER TO 30S 610       |
| <b>22000516</b>      |              |          |              | <b>\$0.00</b>      |                           |
| 22000517             | 12/13/2021   | eronayne | 513          | (\$3,071.90)       | TRANSFER TO 30S 610       |
|                      | 12/13/2021   | eronayne | 610          | \$3,071.90         | TRANSFER TO 30S 610       |
| <b>22000517</b>      |              |          |              | <b>\$0.00</b>      |                           |
| 22000518             | 12/13/2021   | eronayne | 610          | (\$677.21)         | TRANSFER TO 30S 610       |
|                      | 12/13/2021   | eronayne | 610          | \$677.21           | TRANSFER TO 30S 610       |
| <b>22000518</b>      |              |          |              | <b>\$0.00</b>      |                           |

## Budget Transfers By Period

| Journal Entry Number | Date Entered | Operator | Account Code | Transaction Amount | Transaction Description |
|----------------------|--------------|----------|--------------|--------------------|-------------------------|
| 22000519             | 12/13/2021   | eronayne | 610          | (\$285.00)         | TRANSFER TO 30S 610     |
|                      | 12/13/2021   | eronayne | 610          | \$285.00           | TRANSFER TO 30S 610     |
| <b>22000519</b>      |              |          |              | <b>\$0.00</b>      |                         |
| 22000520             | 12/13/2021   | eronayne | 610          | (\$1,000.00)       | TRANSFER TO 30S 610     |
|                      | 12/13/2021   | eronayne | 610          | \$1,000.00         | TRANSFER TO 30S 610     |
| <b>22000520</b>      |              |          |              | <b>\$0.00</b>      |                         |
| 22000521             | 12/13/2021   | eronayne | 390          | (\$596.00)         | TRANSFER TO 30S 610     |
|                      | 12/13/2021   | eronayne | 610          | \$596.00           | TRANSFER TO 30S 610     |
| <b>22000521</b>      |              |          |              | <b>\$0.00</b>      |                         |
| 22000522             | 12/13/2021   | eronayne | 513          | (\$536.33)         | TRANSFER TO 30S 610     |
|                      | 12/13/2021   | eronayne | 610          | \$536.33           | TRANSFER TO 30S 610     |
| <b>22000522</b>      |              |          |              | <b>\$0.00</b>      |                         |
| 22000523             | 12/13/2021   | eronayne | 513          | (\$827.06)         | TRANSFER TO 30S 610     |
|                      | 12/13/2021   | eronayne | 610          | \$827.06           | TRANSFER TO 30S 610     |
| <b>22000523</b>      |              |          |              | <b>\$0.00</b>      |                         |
| 22000524             | 12/13/2021   | eronayne | 610          | (\$840.00)         | TRANSFER TO 30S 610     |
|                      | 12/13/2021   | eronayne | 610          | \$840.00           | TRANSFER TO 30S 610     |
| <b>22000524</b>      |              |          |              | <b>\$0.00</b>      |                         |
| 22000525             | 12/13/2021   | eronayne | 810          | (\$25.00)          | TRANSFER TO 30S 610     |
|                      | 12/13/2021   | eronayne | 610          | \$25.00            | TRANSFER TO 30S 610     |
| <b>22000525</b>      |              |          |              | <b>\$0.00</b>      |                         |
| 22000526             | 12/13/2021   | eronayne | 610          | (\$878.02)         | TRANSFER TO 30S 610     |
|                      | 12/13/2021   | eronayne | 610          | \$878.02           | TRANSFER TO 30S 610     |
| <b>22000526</b>      |              |          |              | <b>\$0.00</b>      |                         |
| 22000527             | 12/13/2021   | eronayne | 610          | (\$629.13)         | TRANSFER TO 30S 610     |
|                      | 12/13/2021   | eronayne | 610          | \$629.13           | TRANSFER TO 30S 610     |
| <b>22000527</b>      |              |          |              | <b>\$0.00</b>      |                         |
| 22000528             | 12/13/2021   | eronayne | 390          | (\$1,385.50)       | TRANSFER TO 30S 610     |
|                      | 12/13/2021   | eronayne | 610          | \$1,385.50         | TRANSFER TO 30S 610     |
| <b>22000528</b>      |              |          |              | <b>\$0.00</b>      |                         |
| 22000529             | 12/13/2021   | eronayne | 513          | (\$2,025.12)       | TRANSFER TO 30S 610     |
|                      | 12/13/2021   | eronayne | 610          | \$2,025.12         | TRANSFER TO 30S 610     |
| <b>22000529</b>      |              |          |              | <b>\$0.00</b>      |                         |
| 22000530             | 12/13/2021   | eronayne | 811          | (\$30.00)          | TRANSFER TO 30S 610     |
|                      | 12/13/2021   | eronayne | 610          | \$30.00            | TRANSFER TO 30S 610     |
| <b>22000530</b>      |              |          |              | <b>\$0.00</b>      |                         |
| 22000531             | 12/13/2021   | eronayne | 610          | (\$537.03)         | TRANSFER TO 30N 810     |
|                      | 12/13/2021   | eronayne | 810          | \$537.03           | TRANSFER TO 30N 810     |
| <b>22000531</b>      |              |          |              | <b>\$0.00</b>      |                         |
| 22000532             | 12/13/2021   | eronayne | 513          | (\$925.06)         | TRANSFER TO 30S 610     |
|                      | 12/13/2021   | eronayne | 610          | \$925.06           | TRANSFER TO 30S 610     |
| <b>22000532</b>      |              |          |              | <b>\$0.00</b>      |                         |

## Budget Transfers By Period

| Journal Entry Number | Date Entered | Operator | Account Code | Transaction Amount | Transaction Description |
|----------------------|--------------|----------|--------------|--------------------|-------------------------|
| 22000533             | 12/13/2021   | eronayne | 610          | (\$30.90)          | TRANSFER TO 30S 610     |
|                      | 12/13/2021   | eronayne | 610          | \$30.90            | TRANSFER TO 30S 610     |
| <b>22000533</b>      |              |          |              | <b>\$0.00</b>      |                         |
| 22000534             | 12/13/2021   | eronayne | 390          | (\$1,500.00)       | TRANSFER TO 30S 610     |
|                      | 12/13/2021   | eronayne | 610          | \$1,500.00         | TRANSFER TO 30S 610     |
| <b>22000534</b>      |              |          |              | <b>\$0.00</b>      |                         |
| 22000535             | 12/13/2021   | eronayne | 430          | (\$1,600.00)       | TRANSFER TO 30S 610     |
|                      | 12/13/2021   | eronayne | 610          | \$1,600.00         | TRANSFER TO 30S 610     |
| <b>22000535</b>      |              |          |              | <b>\$0.00</b>      |                         |
| 22000536             | 12/13/2021   | eronayne | 513          | (\$1,500.00)       | TRANSFER TO 30S 610     |
|                      | 12/13/2021   | eronayne | 610          | \$1,500.00         | TRANSFER TO 30S 610     |
| <b>22000536</b>      |              |          |              | <b>\$0.00</b>      |                         |
| 22000537             | 12/13/2021   | eronayne | 610          | (\$62.97)          | TRANSFER TO 30S 610     |
|                      | 12/13/2021   | eronayne | 610          | \$62.97            | TRANSFER TO 30S 610     |
| <b>22000537</b>      |              |          |              | <b>\$0.00</b>      |                         |
| 22000538             | 12/13/2021   | eronayne | 390          | (\$67.00)          | TRANSFER TO 30V 810     |
|                      | 12/13/2021   | eronayne | 810          | \$67.00            | TRANSFER TO 30V 810     |
| <b>22000538</b>      |              |          |              | <b>\$0.00</b>      |                         |
| 22000539             | 12/13/2021   | eronayne | 513          | (\$953.17)         | TRANSFER TO 30S 610     |
|                      | 12/13/2021   | eronayne | 610          | \$953.17           | TRANSFER TO 30S 610     |
| <b>22000539</b>      |              |          |              | <b>\$0.00</b>      |                         |
| 22000540             | 12/13/2021   | eronayne | 610          | (\$180.00)         | TRANSFER TO 30V 810     |
|                      | 12/13/2021   | eronayne | 810          | \$180.00           | TRANSFER TO 30V 810     |
| <b>22000540</b>      |              |          |              | <b>\$0.00</b>      |                         |
| 22000541             | 12/13/2021   | eronayne | 610          | (\$669.89)         | TRANSFER TO 30I 513     |
|                      | 12/13/2021   | eronayne | 513          | \$669.89           | TRANSFER TO 30I 513     |
| <b>22000541</b>      |              |          |              | <b>\$0.00</b>      |                         |
| 22000542             | 12/13/2021   | eronayne | 390          | (\$268.00)         | TRANSFER TO 30S 610     |
|                      | 12/13/2021   | eronayne | 610          | \$268.00           | TRANSFER TO 30S 610     |
| <b>22000542</b>      |              |          |              | <b>\$0.00</b>      |                         |
| 22000543             | 12/13/2021   | eronayne | 390          | (\$1,885.00)       | TRANSFER TO 30S 610     |
|                      | 12/13/2021   | eronayne | 610          | \$1,885.00         | TRANSFER TO 30S 610     |
| <b>22000543</b>      |              |          |              | <b>\$0.00</b>      |                         |
| 22000544             | 12/13/2021   | sryan2   | 890          | (\$6,307.50)       | BUDGET TRANSFER         |
|                      | 12/13/2021   | sryan2   | 610          | \$6,307.50         | BUDGET TRANSFER         |
|                      | 12/13/2021   | sryan2   | 890          | (\$12,806.64)      | BUDGET TRANSFER         |
|                      | 12/13/2021   | sryan2   | 762          | \$12,806.64        | BUDGET TRANSFER         |
| <b>22000544</b>      |              |          |              | <b>\$0.00</b>      |                         |
| 22000545             | 12/13/2021   | eronayne | 513          | (\$380.80)         | TRANSFER TO 30S 610     |
|                      | 12/13/2021   | eronayne | 610          | \$380.80           | TRANSFER TO 30S 610     |
| <b>22000545</b>      |              |          |              | <b>\$0.00</b>      |                         |

## Budget Transfers By Period

| Journal Entry Number | Date Entered    | Operator | Account Code | Transaction Amount | Transaction Description |
|----------------------|-----------------|----------|--------------|--------------------|-------------------------|
| 22000546             | 12/13/2021      | rking1   | 610          | \$500.00           | TO COVER SHORTAGES      |
|                      | 12/13/2021      | rking1   | 650          | (\$500.00)         | TO COVER SHORTAGES      |
| <b>22000546</b>      |                 |          |              | <b>\$0.00</b>      |                         |
| 22000547             | 12/14/2021      | kmccormi | 513          | (\$910.00)         | TO PAY INVOICE          |
|                      | 12/14/2021      | kmccormi | 610          | \$910.00           | TO PAY INVOICE          |
|                      | 12/14/2021      | kmccormi | 513          | (\$1,275.50)       | TO PAY INVOICE          |
|                      | 12/14/2021      | kmccormi | 610          | \$1,275.50         | TO PAY INVOICE          |
|                      | 12/14/2021      | kmccormi | 513          | (\$1,708.00)       | TO PAY INVOICE          |
|                      | 12/14/2021      | kmccormi | 610          | \$1,708.00         | TO PAY INVOICE          |
|                      | 12/14/2021      | kmccormi | 513          | (\$2,022.96)       | TO PAY INVOICE          |
|                      | 12/14/2021      | kmccormi | 610          | \$2,022.96         | TO PAY INVOICE          |
|                      | 12/14/2021      | kmccormi | 513          | (\$837.69)         | TO PAY INVOICE          |
|                      | 12/14/2021      | kmccormi | 610          | \$837.69           | TO PAY INVOICE          |
|                      | <b>22000547</b> |          |              |                    | <b>\$0.00</b>           |
| 22000548             | 12/14/2021      | kmccormi | 513          | (\$1,474.77)       | TO PAY INVOICE          |
|                      | 12/14/2021      | kmccormi | 610          | \$1,474.77         | TO PAY INVOICE          |
|                      | 12/14/2021      | kmccormi | 513          | (\$1,202.99)       | TO PAY INVOICE          |
|                      | 12/14/2021      | kmccormi | 610          | \$1,202.99         | TO PAY INVOICE          |
|                      | 12/14/2021      | kmccormi | 513          | (\$800.26)         | TO PAY INVOICE          |
|                      | 12/14/2021      | kmccormi | 610          | \$800.26           | TO PAY INVOICE          |
|                      | 12/14/2021      | kmccormi | 513          | (\$983.30)         | TO PAY INVOICE          |
|                      | 12/14/2021      | kmccormi | 610          | \$983.30           | TO PAY INVOICE          |
| <b>22000548</b>      |                 |          |              | <b>\$0.00</b>      |                         |
| 22000549             | 12/14/2021      | eronayne | 610          | (\$150.00)         | TRANSFER TO 30B 810     |
|                      | 12/14/2021      | eronayne | 810          | \$150.00           | TRANSFER TO 30B 810     |
| <b>22000549</b>      |                 |          |              | <b>\$0.00</b>      |                         |
| 22000550             | 12/14/2021      | rking1   | 635          | \$100.00           | TO COVER SHORTAGES      |
|                      | 12/14/2021      | rking1   | 811          | (\$100.00)         | TO COVER SHORTAGES      |
| <b>22000550</b>      |                 |          |              | <b>\$0.00</b>      |                         |
| 22000551             | 12/14/2021      | rking1   | 324          | \$124.85           | TO COVER SHORTAGES      |
|                      | 12/14/2021      | rking1   | 581          | (\$124.85)         | TO COVER SHORTAGES      |
| <b>22000551</b>      |                 |          |              | <b>\$0.00</b>      |                         |
| 22000552             | 12/14/2021      | eronayne | 610          | (\$3,100.00)       | TRANSFER TO 30C 390     |
|                      | 12/14/2021      | eronayne | 390          | \$3,100.00         | TRANSFER TO 30C 390     |
| <b>22000552</b>      |                 |          |              | <b>\$0.00</b>      |                         |
| 22000553             | 12/14/2021      | eronayne | 610          | (\$3,700.00)       | TRANSFER TO 30B 390     |
|                      | 12/14/2021      | eronayne | 390          | \$3,700.00         | TRANSFER TO 30B 390     |
| <b>22000553</b>      |                 |          |              | <b>\$0.00</b>      |                         |
| 22000554             | 12/14/2021      | eronayne | 610          | (\$500.00)         | TRANSFER TO 30R 390     |
|                      | 12/14/2021      | eronayne | 390          | \$500.00           | TRANSFER TO 30R 390     |
| <b>22000554</b>      |                 |          |              | <b>\$0.00</b>      |                         |

## Budget Transfers By Period

| Journal Entry Number | Date Entered | Operator | Account Code | Transaction Amount | Transaction Description |
|----------------------|--------------|----------|--------------|--------------------|-------------------------|
| 22000555             | 12/14/2021   | eronayne | 610          | (\$91.00)          | TRANSFER TO 30R 580     |
|                      | 12/14/2021   | eronayne | 580          | \$91.00            | TRANSFER TO 30R 580     |
| <b>22000555</b>      |              |          |              | <b>\$0.00</b>      |                         |
| 22000556             | 12/15/2021   | cdoran   | 442          | (\$362.73)         | COVER CLASS CREATOR     |
|                      | 12/15/2021   | cdoran   | 810          | \$362.73           | COVER CLASS CREATOR     |
| <b>22000556</b>      |              |          |              | <b>\$0.00</b>      |                         |
| 22000557             | 12/15/2021   | mpitt    | 610          | (\$329.00)         | BALANCE ACCT            |
|                      | 12/15/2021   | mpitt    | 650          | \$329.00           | BALANCE ACCT            |
| <b>22000557</b>      |              |          |              | <b>\$0.00</b>      |                         |
| 22000558             | 12/15/2021   | amcveigh | 610          | (\$472.73)         | TO COVER PURCHASE       |
|                      | 12/15/2021   | amcveigh | 650          | \$472.73           | TO COVER PURCHASE       |
| <b>22000558</b>      |              |          |              | <b>\$0.00</b>      |                         |
| 22000560             | 12/15/2021   | ralexand | 610          | (\$300.00)         | COVER BOOKS             |
|                      | 12/15/2021   | ralexand | 640          | \$300.00           | COVER BOOKS             |
| <b>22000560</b>      |              |          |              | <b>\$0.00</b>      |                         |
| 22000561             | 12/15/2021   | ralexand | 390          | (\$980.00)         | COVER SUPPLIES          |
|                      | 12/15/2021   | ralexand | 610          | \$980.00           | COVER SUPPLIES          |
| <b>22000561</b>      |              |          |              | <b>\$0.00</b>      |                         |
| 22000562             | 12/15/2021   | ralexand | 610          | (\$1,100.00)       | COVER SUPPLIES          |
|                      | 12/15/2021   | ralexand | 610          | \$1,100.00         | COVER SUPPLIES          |
| <b>22000562</b>      |              |          |              | <b>\$0.00</b>      |                         |
| 22000563             | 12/15/2021   | ralexand | 390          | (\$390.00)         | COVER SUPPLIES          |
|                      | 12/15/2021   | ralexand | 610          | \$390.00           | COVER SUPPLIES          |
| <b>22000563</b>      |              |          |              | <b>\$0.00</b>      |                         |
| 22000564             | 12/15/2021   | ralexand | 390          | (\$380.00)         | COVER SUPPLIES          |
|                      | 12/15/2021   | ralexand | 610          | \$380.00           | COVER SUPPLIES          |
| <b>22000564</b>      |              |          |              | <b>\$0.00</b>      |                         |
| 22000565             | 12/15/2021   | ralexand | 390          | (\$380.00)         | COVER SUPPLIES          |
|                      | 12/15/2021   | ralexand | 610          | \$380.00           | COVER SUPPLIES          |
| <b>22000565</b>      |              |          |              | <b>\$0.00</b>      |                         |
| 22000566             | 12/15/2021   | ralexand | 390          | (\$350.00)         | COVER SUPPLIES          |
|                      | 12/15/2021   | ralexand | 610          | \$350.00           | COVER SUPPLIES          |
| <b>22000566</b>      |              |          |              | <b>\$0.00</b>      |                         |
| 22000567             | 12/15/2021   | ralexand | 610          | (\$1,000.00)       | COVER SUPPLIES          |
|                      | 12/15/2021   | ralexand | 610          | \$1,000.00         | COVER SUPPLIES          |
| <b>22000567</b>      |              |          |              | <b>\$0.00</b>      |                         |
| 22000568             | 12/15/2021   | tmbaxter | 610          | (\$1,000.00)       |                         |
|                      | 12/15/2021   | tmbaxter | 650          | \$1,000.00         |                         |
| <b>22000568</b>      |              |          |              | <b>\$0.00</b>      |                         |
| 22000570             | 12/15/2021   | kavaglia | 430          | (\$275.00)         | TO COVER EXPENSES       |
|                      | 12/15/2021   | kavaglia | 610          | \$275.00           | TO COVER EXPENSES       |
| <b>22000570</b>      |              |          |              | <b>\$0.00</b>      |                         |

## Budget Transfers By Period

| Journal Entry Number | Date Entered | Operator | Account Code | Transaction Amount | Transaction Description |
|----------------------|--------------|----------|--------------|--------------------|-------------------------|
| 22000571             | 12/15/2021   | kavaglia | 581          | (\$181.00)         | TO COVER EXPENSES       |
|                      | 12/15/2021   | kavaglia | 610          | \$181.00           | TO COVER EXPENSES       |
| <b>22000571</b>      |              |          |              | <b>\$0.00</b>      |                         |
| 22000572             | 12/16/2021   | rking1   | 650          | \$238.46           | TO COVER SHORTAGES      |
|                      | 12/16/2021   | rking1   | 581          | (\$238.46)         | TO COVER SHORTAGES      |
| <b>22000572</b>      |              |          |              | <b>\$0.00</b>      |                         |
| 22000573             | 12/16/2021   | rking1   | 650          | \$588.45           | TO COVER SHORTAGES      |
|                      | 12/16/2021   | rking1   | 581          | (\$588.45)         | TO COVER SHORTAGES      |
| <b>22000573</b>      |              |          |              | <b>\$0.00</b>      |                         |
| 22000574             | 12/16/2021   | rking1   | 811          | \$100.00           | TO COVER SHORTAGES      |
|                      | 12/16/2021   | rking1   | 580          | (\$100.00)         | TO COVER SHORTAGES      |
| <b>22000574</b>      |              |          |              | <b>\$0.00</b>      |                         |
| 22000575             | 12/16/2021   | rking1   | 640          | \$100.80           | TO COVER SHORTAGES      |
|                      | 12/16/2021   | rking1   | 581          | (\$100.80)         | TO COVER SHORTAGES      |
| <b>22000575</b>      |              |          |              | <b>\$0.00</b>      |                         |
| 22000576             | 12/16/2021   | rking1   | 635          | \$83.42            | TO COVER SHORTAGES      |
|                      | 12/16/2021   | rking1   | 581          | (\$83.42)          | TO COVER SHORTAGES      |
| <b>22000576</b>      |              |          |              | <b>\$0.00</b>      |                         |
| 22000577             | 12/16/2021   | cbussler | 390          | (\$20.00)          | FOOTBALL                |
|                      | 12/16/2021   | cbussler | 610          | \$20.00            | FOOTBALL                |
| <b>22000577</b>      |              |          |              | <b>\$0.00</b>      |                         |
| 22000578             | 12/16/2021   | tmbaxter | 610          | (\$300.00)         |                         |
|                      | 12/16/2021   | tmbaxter | 153          | \$300.00           |                         |
| <b>22000578</b>      |              |          |              | <b>\$0.00</b>      |                         |
| 22000579             | 12/16/2021   | tmbaxter | 610          | (\$439.25)         |                         |
|                      | 12/16/2021   | tmbaxter | 635          | \$439.25           |                         |
| <b>22000579</b>      |              |          |              | <b>\$0.00</b>      |                         |
| 22000580             | 12/16/2021   | skropp   | 513          | (\$732.57)         |                         |
|                      | 12/16/2021   | skropp   | 610          | \$732.57           |                         |
| <b>22000580</b>      |              |          |              | <b>\$0.00</b>      |                         |
| 22000581             | 12/17/2021   | eronayne | 810          | (\$372.51)         | TRANSFER TO 30G 810     |
|                      | 12/17/2021   | eronayne | 810          | \$372.51           | TRANSFER TO 30G 810     |
| <b>22000581</b>      |              |          |              | <b>\$0.00</b>      |                         |
| 22000582             | 12/17/2021   | eronayne | 610          | (\$40.35)          | TRANSFER TO 30S 610     |
|                      | 12/17/2021   | eronayne | 610          | \$40.35            | TRANSFER TO 30S 610     |
| <b>22000582</b>      |              |          |              | <b>\$0.00</b>      |                         |
| 22000583             | 12/17/2021   | eronayne | 513          | (\$677.21)         | TRANSFER TO 30S 610     |
|                      | 12/17/2021   | eronayne | 610          | \$677.21           | TRANSFER TO 30S 610     |
| <b>22000583</b>      |              |          |              | <b>\$0.00</b>      |                         |
| 22000584             | 12/17/2021   | ralexand | 610          | (\$680.00)         | COVER SUPPLIES          |
|                      | 12/17/2021   | ralexand | 390          | \$680.00           | COVER SUPPLIES          |
| <b>22000584</b>      |              |          |              | <b>\$0.00</b>      |                         |

## Budget Transfers By Period

| Journal Entry Number | Date Entered | Operator | Account Code | Transaction Amount | Transaction Description |
|----------------------|--------------|----------|--------------|--------------------|-------------------------|
| 22000585             | 12/17/2021   | ralexand | 610          | (\$300.00)         | COVER SUPPLIES          |
|                      | 12/17/2021   | ralexand | 610          | \$300.00           | COVER SUPPLIES          |
| <b>22000585</b>      |              |          |              | <b>\$0.00</b>      |                         |
| 22000586             | 12/17/2021   | tmbaxter | 610          | (\$3,000.00)       |                         |
|                      | 12/17/2021   | tmbaxter | 650          | \$3,000.00         |                         |
| <b>22000586</b>      |              |          |              | <b>\$0.00</b>      |                         |
| 22000588             | 12/17/2021   | tmbaxter | 650          | (\$3,000.00)       |                         |
|                      | 12/17/2021   | tmbaxter | 650          | \$3,000.00         |                         |
| <b>22000588</b>      |              |          |              | <b>\$0.00</b>      |                         |
| 22000589             | 12/17/2021   | msmith2  | 610          | (\$99.95)          | TRANSFER TO SM 610      |
|                      | 12/17/2021   | msmith2  | 610          | \$99.95            | TRANSFER TO SM 610      |
| <b>22000589</b>      |              |          |              | <b>\$0.00</b>      |                         |
| 22000590             | 12/17/2021   | kavaglia | 811          | (\$200.00)         | TO COVER EXPENSES       |
|                      | 12/17/2021   | kavaglia | 610          | \$200.00           | TO COVER EXPENSES       |
| <b>22000590</b>      |              |          |              | <b>\$0.00</b>      |                         |
| 22000591             | 12/17/2021   | ralexand | 513          | (\$263.00)         | COVER UNIFORMS          |
|                      | 12/17/2021   | ralexand | 610          | \$263.00           | COVER UNIFORMS          |
| <b>22000591</b>      |              |          |              | <b>\$0.00</b>      |                         |
| 22000592             | 12/17/2021   | ralexand | 610          | (\$263.00)         | CORRECT TX FOR BASEBALL |
|                      | 12/17/2021   | ralexand | 610          | \$263.00           | CORRECT TX FOR BASEBALL |
| <b>22000592</b>      |              |          |              | <b>\$0.00</b>      |                         |
| 22000593             | 12/20/2021   | mbrown1  | 580          | (\$437.94)         | TO COV VF SUBS FOR DECA |
|                      | 12/20/2021   | mbrown1  | 315          | \$437.94           | TO COV VF SUBS FOR DECA |
| <b>22000593</b>      |              |          |              | <b>\$0.00</b>      |                         |
| 22000594             | 12/20/2021   | mbrown1  | 635          | (\$707.44)         | FOR SUB INV# 54316      |
|                      | 12/20/2021   | mbrown1  | 315          | \$707.44           | FOR SUB INV# 54316      |
| <b>22000594</b>      |              |          |              | <b>\$0.00</b>      |                         |
| 22000595             | 12/20/2021   | rking1   | 315          | \$4,000.00         | TO COVER SHORTAGES      |
|                      | 12/20/2021   | rking1   | 610          | (\$2,000.00)       | TO COVER SHORTAGES      |
|                      | 12/20/2021   | rking1   | 640          | (\$2,000.00)       | TO COVER SHORTAGES      |
| <b>22000595</b>      |              |          |              | <b>\$0.00</b>      |                         |
| 22000596             | 12/20/2021   | kmccormi | 610          | (\$113.39)         | TO PAY TRAVEL           |
|                      | 12/20/2021   | kmccormi | 580          | \$113.39           | TO PAY TRAVEL           |
| <b>22000596</b>      |              |          |              | <b>\$0.00</b>      |                         |
| 22000598             | 12/20/2021   | kmccormi | 610          | (\$200.00)         | TO PAY INVOICE          |
|                      | 12/20/2021   | kmccormi | 810          | \$200.00           | TO PAY INVOICE          |
| <b>22000598</b>      |              |          |              | <b>\$0.00</b>      |                         |
| 22000600             | 12/20/2021   | rking1   | 610          | \$3,096.45         | TO COVER SHORTAGES      |
|                      | 12/20/2021   | rking1   | 580          | (\$2,500.00)       | TO COVER SHORTAGES      |
|                      | 12/20/2021   | rking1   | 650          | (\$596.45)         | TO COVER SHORTAGES      |
| <b>22000600</b>      |              |          |              | <b>\$0.00</b>      |                         |



## Budget Transfers By Period

| Journal Entry Number | Date Entered | Operator | Account Code | Transaction Amount | Transaction Description |
|----------------------|--------------|----------|--------------|--------------------|-------------------------|
| 22000601             | 12/20/2021   | ralexand | 760          | (\$84.00)          | COVER DATEBOOKS         |
|                      | 12/20/2021   | ralexand | 550          | \$84.00            | COVER DATEBOOKS         |
| <b>22000601</b>      |              |          |              | <b>\$0.00</b>      |                         |
| 22000602             | 12/20/2021   | koswald  | 640          | (\$90.00)          |                         |
|                      | 12/20/2021   | koswald  | 811          | \$90.00            |                         |
| <b>22000602</b>      |              |          |              | <b>\$0.00</b>      |                         |
| 22000603             | 12/21/2021   | nkelly   | 635          | (\$1,000.00)       | COVER SHORTAGE          |
|                      | 12/21/2021   | nkelly   | 350          | \$1,000.00         | COVER SHORTAGE          |
| <b>22000603</b>      |              |          |              | <b>\$0.00</b>      |                         |
| 22000604             | 12/21/2021   | cmoulden | 762          | (\$9,380.02)       | 70P FROM 762 TO 610     |
|                      | 12/21/2021   | cmoulden | 610          | \$9,380.02         | 70P FROM 762 TO 610     |
| <b>22000604</b>      |              |          |              | <b>\$0.00</b>      |                         |
| 22000605             | 12/21/2021   | skropp   | 390          | (\$500.00)         |                         |
|                      | 12/21/2021   | skropp   | 610          | \$500.00           |                         |
| <b>22000605</b>      |              |          |              | <b>\$0.00</b>      |                         |
| 22000606             | 12/21/2021   | skropp   | 810          | (\$95.00)          |                         |
|                      | 12/21/2021   | skropp   | 610          | \$95.00            |                         |
| <b>22000606</b>      |              |          |              | <b>\$0.00</b>      |                         |
| 22000607             | 12/21/2021   | skropp   | 390          | (\$1,202.00)       |                         |
|                      | 12/21/2021   | skropp   | 610          | \$1,202.00         |                         |
| <b>22000607</b>      |              |          |              | <b>\$0.00</b>      |                         |
| 22000608             | 12/21/2021   | skropp   | 513          | (\$2,831.84)       |                         |
|                      | 12/21/2021   | skropp   | 610          | \$2,831.84         |                         |
| <b>22000608</b>      |              |          |              | <b>\$0.00</b>      |                         |
| 22000609             | 12/21/2021   | kmccormi | 513          | (\$4,000.00)       | TO PAY INVOICE          |
|                      | 12/21/2021   | kmccormi | 610          | \$4,000.00         | TO PAY INVOICE          |
| <b>22000609</b>      |              |          |              | <b>\$0.00</b>      |                         |
| 22000611             | 12/21/2021   | skropp   | 610          | (\$1,252.48)       |                         |
|                      | 12/21/2021   | skropp   | 610          | \$1,252.48         |                         |
| <b>22000611</b>      |              |          |              | <b>\$0.00</b>      |                         |
| 22000612             | 12/21/2021   | ralexand | 390          | (\$200.00)         | COVER TRANSPORTATION    |
|                      | 12/21/2021   | ralexand | 513          | \$200.00           | COVER TRANSPORTATION    |
| <b>22000612</b>      |              |          |              | <b>\$0.00</b>      |                         |
| 22000613             | 12/21/2021   | sryan2   | 650          | \$21,500.00        | QUALTRICS TRANS         |
|                      | 12/21/2021   | sryan2   | 890          | (\$21,500.00)      | QUALTRICS TRANS         |
| <b>22000613</b>      |              |          |              | <b>\$0.00</b>      |                         |
| 22000614             | 12/21/2021   | kavaglia | 390          | (\$100.00)         | TO COVER EXPENSES       |
|                      | 12/21/2021   | kavaglia | 610          | \$100.00           | TO COVER EXPENSES       |
| <b>22000614</b>      |              |          |              | <b>\$0.00</b>      |                         |
| 22000615             | 12/22/2021   | msmith2  | 640          | (\$149.00)         | TRANSFER TO 610         |
|                      | 12/22/2021   | msmith2  | 610          | \$149.00           | TRANSFER TO 610         |
| <b>22000615</b>      |              |          |              | <b>\$0.00</b>      |                         |

## Budget Transfers By Period

| Journal Entry Number | Date Entered | Operator | Account Code | Transaction Amount | Transaction Description |
|----------------------|--------------|----------|--------------|--------------------|-------------------------|
| 22000616             | 12/22/2021   | msmith2  | 760          | (\$300.00)         | TRANSFER TO 610         |
|                      | 12/22/2021   | msmith2  | 610          | \$300.00           | TRANSFER TO 610         |
| <b>22000616</b>      |              |          |              | <b>\$0.00</b>      |                         |
| 22000617             | 12/22/2021   | kmccormi | 610          | (\$1,698.20)       | TO BUY UNIFORMS         |
|                      | 12/22/2021   | kmccormi | 610          | \$1,698.20         | TO BUY UNIFORMS         |
| <b>22000617</b>      |              |          |              | <b>\$0.00</b>      |                         |
| 22000619             | 12/22/2021   | rking1   | 324          | \$4,930.00         | TO COVER SHORTAGES      |
|                      | 12/22/2021   | rking1   | 762          | (\$3,000.00)       | TO COVER SHORTAGES      |
|                      | 12/22/2021   | rking1   | 810          | (\$200.00)         | TO COVER SHORTAGES      |
|                      | 12/22/2021   | rking1   | 811          | (\$100.00)         | TO COVER SHORTAGES      |
|                      | 12/22/2021   | rking1   | 580          | (\$100.00)         | TO COVER SHORTAGES      |
|                      | 12/22/2021   | rking1   | 610          | (\$1,030.00)       | TO COVER SHORTAGES      |
|                      | 12/22/2021   | rking1   | 315          | (\$500.00)         | TO COVER SHORTAGES      |
| <b>22000619</b>      |              |          |              | <b>\$0.00</b>      |                         |
| 22000620             | 12/22/2021   | rking1   | 610          | \$200.00           | TO COVER SHORAGES       |
|                      | 12/22/2021   | rking1   | 123          | (\$200.00)         | TO COVER SHORAGES       |
| <b>22000620</b>      |              |          |              | <b>\$0.00</b>      |                         |
| 22000621             | 12/22/2021   | cbussler | 324          | \$595.00           |                         |
|                      | 12/22/2021   | cbussler | 610          | (\$595.00)         |                         |
| <b>22000621</b>      |              |          |              | <b>\$0.00</b>      |                         |
| 22000622             | 12/22/2021   | rking1   | 610          | \$539.34           | TO COVER SHORTAGES      |
|                      | 12/22/2021   | rking1   | 581          | (\$539.34)         | TO COVER SHORTAGES      |
| <b>22000622</b>      |              |          |              | <b>\$0.00</b>      |                         |
| 22000623             | 12/22/2021   | cbussler | 610          | \$50.00            |                         |
|                      | 12/22/2021   | cbussler | 640          | (\$50.00)          |                         |
| <b>22000623</b>      |              |          |              | <b>\$0.00</b>      |                         |
| 22000624             | 12/23/2021   | mbrown1  | 635          | (\$3,900.82)       | TO COV PAYROLL ACT 123  |
|                      | 12/23/2021   | mbrown1  | 123          | \$3,900.82         | TO COV PAYROLL ACT 123  |
| <b>22000624</b>      |              |          |              | <b>\$0.00</b>      |                         |
| 22000625             | 12/23/2021   | mbrown1  | 650          | (\$216.00)         | TO COV 610 ACCT         |
|                      | 12/23/2021   | mbrown1  | 610          | \$216.00           | TO COV 610 ACCT         |
| <b>22000625</b>      |              |          |              | <b>\$0.00</b>      |                         |
| 22000626             | 12/23/2021   | ralexand | 760          | (\$1,200.00)       | COVER SALARIES          |
|                      | 12/23/2021   | ralexand | 153          | \$1,200.00         | COVER SALARIES          |
| <b>22000626</b>      |              |          |              | <b>\$0.00</b>      |                         |
| 22000627             | 12/23/2021   | ralexand | 810          | (\$31.00)          | COVER SUPPOLIES         |
|                      | 12/23/2021   | ralexand | 610          | \$31.00            | COVER SUPPOLIES         |
| <b>22000627</b>      |              |          |              | <b>\$0.00</b>      |                         |
| 22000628             | 12/23/2021   | ralexand | 760          | (\$400.00)         | COVER ATTENDANCE SALARY |
|                      | 12/23/2021   | ralexand | 153          | \$400.00           | COVER ATTENDANCE SALARY |
| <b>22000628</b>      |              |          |              | <b>\$0.00</b>      |                         |

## Budget Transfers By Period

| Journal Entry Number | Date Entered | Operator | Account Code | Transaction Amount | Transaction Description |
|----------------------|--------------|----------|--------------|--------------------|-------------------------|
| 22000629             | 12/23/2021   | ralexand | 610          | (\$75.00)          | COVER SALARIES          |
|                      | 12/23/2021   | ralexand | 153          | \$75.00            | COVER SALARIES          |
| <b>22000629</b>      |              |          |              | <b>\$0.00</b>      |                         |
| 22000630             | 12/23/2021   | amcveigh | 640          | (\$214.73)         | TO COVER DEFICIT        |
|                      | 12/23/2021   | amcveigh | 153          | \$214.73           | TO COVER DEFICIT        |
|                      | 12/23/2021   | amcveigh | 610          | (\$415.75)         | TO COVER DEFICIT        |
|                      | 12/23/2021   | amcveigh | 153          | \$415.75           | TO COVER DEFICIT        |
| <b>22000630</b>      |              |          |              | <b>\$0.00</b>      |                         |
| 22000632             | 01/02/2022   | kmccormi | 610          | (\$80.00)          | TO PAY INVOICE          |
|                      | 01/02/2022   | kmccormi | 810          | \$80.00            | TO PAY INVOICE          |
| <b>22000632</b>      |              |          |              | <b>\$0.00</b>      |                         |
| 22000634             | 01/03/2022   | eronayne | 513          | (\$471.92)         | TRANSFER TO 30R 444     |
|                      | 01/03/2022   | eronayne | 444          | \$471.92           | TRANSFER TO 30R 444     |
| <b>22000634</b>      |              |          |              | <b>\$0.00</b>      |                         |
| 22000635             | 01/03/2022   | eronayne | 610          | (\$64.00)          | TRANSFER TO 30E 810     |
|                      | 01/03/2022   | eronayne | 810          | \$64.00            | TRANSFER TO 30E 810     |
| <b>22000635</b>      |              |          |              | <b>\$0.00</b>      |                         |
| 22000636             | 01/03/2022   | mbrown1  | 635          | (\$572.69)         | TO COV KELLY INV 546192 |
|                      | 01/03/2022   | mbrown1  | 315          | \$572.69           | TO COV KELLY INV 546192 |
| <b>22000636</b>      |              |          |              | <b>\$0.00</b>      |                         |
| 22000637             | 01/03/2022   | scatramb | 650          | (\$1,000.00)       | COVER COVERAGES         |
|                      | 01/03/2022   | scatramb | 123          | \$1,000.00         | COVER COVERAGES         |
| <b>22000637</b>      |              |          |              | <b>\$0.00</b>      |                         |
| 22000638             | 01/03/2022   | mbrown1  | 640          | (\$653.80)         | TO COV MUSIC&ARTS PO    |
|                      | 01/03/2022   | mbrown1  | 610          | \$653.80           | TO COV MUSIC&ARTS PO    |
| <b>22000638</b>      |              |          |              | <b>\$0.00</b>      |                         |
| 22000639             | 01/03/2022   | rking1   | 610          | \$165.51           | TO OVER SHORTAGES       |
|                      | 01/03/2022   | rking1   | 550          | (\$165.51)         | TO OVER SHORTAGES       |
| <b>22000639</b>      |              |          |              | <b>\$0.00</b>      |                         |
| 22000640             | 01/03/2022   | skropp   | 610          | (\$80.00)          |                         |
|                      | 01/03/2022   | skropp   | 390          | \$80.00            |                         |
| <b>22000640</b>      |              |          |              | <b>\$0.00</b>      |                         |
| 22000641             | 01/03/2022   | skropp   | 610          | (\$2,307.70)       |                         |
|                      | 01/03/2022   | skropp   | 390          | \$2,307.70         |                         |
| <b>22000641</b>      |              |          |              | <b>\$0.00</b>      |                         |
| 22000642             | 01/03/2022   | skropp   | 390          | (\$2,307.70)       |                         |
|                      | 01/03/2022   | skropp   | 513          | \$2,307.70         |                         |
| <b>22000642</b>      |              |          |              | <b>\$0.00</b>      |                         |
| 22000643             | 01/03/2022   | skropp   | 390          | (\$265.46)         |                         |
|                      | 01/03/2022   | skropp   | 513          | \$265.46           |                         |
| <b>22000643</b>      |              |          |              | <b>\$0.00</b>      |                         |

## Budget Transfers By Period

| Journal Entry Number | Date Entered | Operator | Account Code | Transaction Amount | Transaction Description   |
|----------------------|--------------|----------|--------------|--------------------|---------------------------|
| 22000644             | 01/03/2022   | skropp   | 810          | (\$150.00)         |                           |
|                      | 01/03/2022   | skropp   | 513          | \$150.00           |                           |
| <b>22000644</b>      |              |          |              | <b>\$0.00</b>      |                           |
| 22000645             | 01/03/2022   | skropp   | 390          | (\$521.50)         |                           |
|                      | 01/03/2022   | skropp   | 513          | \$521.50           |                           |
| <b>22000645</b>      |              |          |              | <b>\$0.00</b>      |                           |
| 22000646             | 01/03/2022   | skropp   | 610          | (\$26.00)          |                           |
|                      | 01/03/2022   | skropp   | 513          | \$26.00            |                           |
| <b>22000646</b>      |              |          |              | <b>\$0.00</b>      |                           |
| 22000647             | 01/03/2022   | skropp   | 610          | (\$6.00)           |                           |
|                      | 01/03/2022   | skropp   | 513          | \$6.00             |                           |
| <b>22000647</b>      |              |          |              | <b>\$0.00</b>      |                           |
| 22000648             | 01/03/2022   | kmccormi | 610          | (\$800.00)         | TO PAY INVOICE            |
|                      | 01/03/2022   | kmccormi | 810          | \$800.00           | TO PAY INVOICE            |
| <b>22000648</b>      |              |          |              | <b>\$0.00</b>      |                           |
| 22000650             | 01/03/2022   | kavaglia | 640          | (\$112.00)         | TO COVER EXPENSES         |
|                      | 01/03/2022   | kavaglia | 810          | \$112.00           | TO COVER EXPENSES         |
| <b>22000650</b>      |              |          |              | <b>\$0.00</b>      |                           |
| 22000651             | 01/04/2022   | kleonard | 640          | (\$1,000.00)       | TRANSFER FOR SUPPLIES EXP |
|                      | 01/04/2022   | kleonard | 610          | \$1,000.00         | TRANSFER FOR SUPPLIES EXP |
| <b>22000651</b>      |              |          |              | <b>\$0.00</b>      |                           |
| 22000653             | 01/05/2022   | ralexand | 513          | (\$80.00)          | COVER SUPPLIES            |
|                      | 01/05/2022   | ralexand | 610          | \$80.00            | COVER SUPPLIES            |
| <b>22000653</b>      |              |          |              | <b>\$0.00</b>      |                           |
| 22000654             | 01/05/2022   | msmith2  | 610          | (\$25.92)          | TRANSFER TO GUID 153      |
|                      | 01/05/2022   | msmith2  | 153          | \$25.92            | TRANSFER TO GUID 153      |
| <b>22000654</b>      |              |          |              | <b>\$0.00</b>      |                           |
| 22000655             | 01/05/2022   | msmith2  | 610          | (\$67.57)          | TRANSFER TO ATTEND 153    |
|                      | 01/05/2022   | msmith2  | 153          | \$67.57            | TRANSFER TO ATTEND 153    |
| <b>22000655</b>      |              |          |              | <b>\$0.00</b>      |                           |
| 22000656             | 01/05/2022   | cdoran   | 640          | (\$275.00)         | COVER CLASS CREATOR       |
|                      | 01/05/2022   | cdoran   | 810          | \$275.00           | COVER CLASS CREATOR       |
| <b>22000656</b>      |              |          |              | <b>\$0.00</b>      |                           |
| 22000657             | 01/06/2022   | kleonard | 650          | (\$1,153.77)       | TO COVER BOOK EXPENSES    |
|                      | 01/06/2022   | kleonard | 640          | \$1,153.77         | TO COVER BOOK EXPENSES    |
| <b>22000657</b>      |              |          |              | <b>\$0.00</b>      |                           |
| 22000658             | 01/06/2022   | kmccormi | 610          | (\$54.32)          | TO PAY TRAVEL             |
|                      | 01/06/2022   | kmccormi | 580          | \$54.32            | TO PAY TRAVEL             |
| <b>22000658</b>      |              |          |              | <b>\$0.00</b>      |                           |
| 22000660             | 01/06/2022   | cbussler | 550          | (\$240.00)         | HORN PLUMBING             |
|                      | 01/06/2022   | cbussler | 513          | \$240.00           | HORN PLUMBING             |
| <b>22000660</b>      |              |          |              | <b>\$0.00</b>      |                           |

## Budget Transfers By Period

| Journal Entry Number | Date Entered | Operator | Account Code | Transaction Amount | Transaction Description |
|----------------------|--------------|----------|--------------|--------------------|-------------------------|
| 22000661             | 01/06/2022   | cbussler | 610          | (\$324.60)         | ATHLETICS               |
|                      | 01/06/2022   | cbussler | 610          | \$324.60           | ATHLETICS               |
| <b>22000661</b>      |              |          |              | <b>\$0.00</b>      |                         |
| 22000662             | 01/06/2022   | cbussler | 610          | \$150.00           | SAM                     |
|                      | 01/06/2022   | cbussler | 610          | (\$150.00)         | SAM                     |
| <b>22000662</b>      |              |          |              | <b>\$0.00</b>      |                         |
| 22000663             | 01/06/2022   | cmoulden | 424          | (\$95.00)          | FROM 71E 424 TO 71D 449 |
|                      | 01/06/2022   | cmoulden | 449          | \$95.00            | FROM 71E 424 TO 71D 449 |
| <b>22000663</b>      |              |          |              | <b>\$0.00</b>      |                         |
| 22000664             | 01/06/2022   | cdoran   | 758          | (\$1,000.00)       | COVER OFFICE DEPOT      |
|                      | 01/06/2022   | cdoran   | 610          | \$1,000.00         | COVER OFFICE DEPOT      |
| <b>22000664</b>      |              |          |              | <b>\$0.00</b>      |                         |
| 22000665             | 01/06/2022   | rking1   | 513          | \$522.11           | TO COVER SHORTAGES      |
|                      | 01/06/2022   | rking1   | 610          | (\$522.11)         | TO COVER SHORTAGES      |
| <b>22000665</b>      |              |          |              | <b>\$0.00</b>      |                         |
| 22000666             | 01/06/2022   | rking1   | 315          | \$2,000.00         | TO COVER SHORTAGES      |
|                      | 01/06/2022   | rking1   | 581          | (\$1,000.00)       | TO COVER SHORTAGES      |
|                      | 01/06/2022   | rking1   | 123          | (\$500.00)         | TO COVER SHORTAGES      |
|                      | 01/06/2022   | rking1   | 324          | (\$500.00)         | TO COVER SHORTAGES      |
| <b>22000666</b>      |              |          |              | <b>\$0.00</b>      |                         |
| 22000667             | 01/10/2022   | eronayne | 610          | (\$300.00)         | TRANSFER TO 30I 810     |
|                      | 01/10/2022   | eronayne | 810          | \$300.00           | TRANSFER TO 30I 810     |
| <b>22000667</b>      |              |          |              | <b>\$0.00</b>      |                         |
| 22000668             | 01/10/2022   | kmccormi | 610          | (\$32.00)          | TO PAY INVOICE          |
|                      | 01/10/2022   | kmccormi | 810          | \$32.00            | TO PAY INVOICE          |
| <b>22000668</b>      |              |          |              | <b>\$0.00</b>      |                         |
| 22000670             | 01/10/2022   | sryan2   | 811          | \$4,500.00         | MEMBERSHIP TRANSFER     |
|                      | 01/10/2022   | sryan2   | 890          | (\$4,500.00)       | MEMBERSHIP TRANSFER     |
| <b>22000670</b>      |              |          |              | <b>\$0.00</b>      |                         |
| 22000671             | 01/11/2022   | rking1   | 650          | \$1,450.00         | TO COVER SHORTAGES      |
|                      | 01/11/2022   | rking1   | 610          | (\$1,450.00)       | TO COVER SHORTAGES      |
| <b>22000671</b>      |              |          |              | <b>\$0.00</b>      |                         |
| 22000672             | 01/11/2022   | mbrown1  | 610          | (\$800.00)         |                         |
|                      | 01/11/2022   | mbrown1  | 580          | \$800.00           |                         |
| <b>22000672</b>      |              |          |              | <b>\$0.00</b>      |                         |
| 22000673             | 01/11/2022   | kzaleta  | 330          | (\$10,000.00)      | OVER FUN DS             |
|                      | 01/11/2022   | kzaleta  | 580          | \$10,000.00        | OVER FUN DS             |
| <b>22000673</b>      |              |          |              | <b>\$0.00</b>      |                         |
| 22000674             | 01/12/2022   | rking1   | 315          | \$400.00           | TO COVER SHORTAGES      |
|                      | 01/12/2022   | rking1   | 324          | (\$400.00)         | TO COVER SHORTAGES      |
| <b>22000674</b>      |              |          |              | <b>\$0.00</b>      |                         |

## Budget Transfers By Period

| Journal Entry Number | Date Entered | Operator | Account Code | Transaction Amount | Transaction Description  |
|----------------------|--------------|----------|--------------|--------------------|--------------------------|
| 22000675             | 01/12/2022   | rking1   | 123          | \$150.00           | TO COVER SHORTAGES       |
|                      | 01/12/2022   | rking1   | 610          | (\$150.00)         | TO COVER SHORTAGES       |
| <b>22000675</b>      |              |          |              | <b>\$0.00</b>      |                          |
| 22000676             | 01/12/2022   | rking1   | 635          | \$100.00           | TO COVER SHORTAGES       |
|                      | 01/12/2022   | rking1   | 640          | (\$100.00)         | TO COVER SHORTAGES       |
| <b>22000676</b>      |              |          |              | <b>\$0.00</b>      |                          |
| 22000677             | 01/12/2022   | rking1   | 650          | \$7,000.00         | TO COVER SHORTAGES       |
|                      | 01/12/2022   | rking1   | 610          | (\$7,000.00)       | TO COVER SHORTAGES       |
| <b>22000677</b>      |              |          |              | <b>\$0.00</b>      |                          |
| 22000679             | 01/12/2022   | msmith2  | 610          | (\$560.00)         | TRANSFER TO 810          |
|                      | 01/12/2022   | msmith2  | 810          | \$560.00           | TRANSFER TO 810          |
| <b>22000679</b>      |              |          |              | <b>\$0.00</b>      |                          |
| 22000680             | 01/13/2022   | ralexand | 811          | (\$10.00)          | COVER DATEBOOKS          |
|                      | 01/13/2022   | ralexand | 550          | \$10.00            | COVER DATEBOOKS          |
| <b>22000680</b>      |              |          |              | <b>\$0.00</b>      |                          |
| 22000681             | 01/14/2022   | amcveigh | 810          | (\$595.00)         | TO COVER EXPENSE         |
|                      | 01/14/2022   | amcveigh | 811          | \$595.00           | TO COVER EXPENSE         |
| <b>22000681</b>      |              |          |              | <b>\$0.00</b>      |                          |
| 22000682             | 01/14/2022   | mbrown1  | 640          | (\$80.00)          | TO COVER PIANO TUNING PO |
|                      | 01/14/2022   | mbrown1  | 610          | \$80.00            | TO COVER PIANO TUNING PO |
| <b>22000682</b>      |              |          |              | <b>\$0.00</b>      |                          |
| 22000683             | 01/14/2022   | mbrown1  | 811          | (\$300.00)         | MOVE TO 610 PER C. BOYLE |
|                      | 01/14/2022   | mbrown1  | 610          | \$300.00           | MOVE TO 610 PER C. BOYLE |
|                      | 01/14/2022   | mbrown1  | 650          | (\$1,958.46)       | MOVE TO 610 PER C. BOYLE |
|                      | 01/14/2022   | mbrown1  | 640          | \$1,958.46         | MOVE TO 610 PER C. BOYLE |
| <b>22000683</b>      |              |          |              | <b>\$0.00</b>      |                          |
| 22000686             | 01/14/2022   | mgigliou | 610          | \$55.70            | COVER MUSIC BOOK EXPENSE |
|                      | 01/14/2022   | mgigliou | 610          | (\$55.70)          | COVER MUSIC BOOK EXPENSE |
| <b>22000686</b>      |              |          |              | <b>\$0.00</b>      |                          |
| 22000687             | 01/14/2022   | mbrown1  | 580          | (\$1,612.06)       | TO 610 FOR SUPPLIES      |
|                      | 01/14/2022   | mbrown1  | 610          | \$1,612.06         | TO 610 FOR SUPPLIES      |
| <b>22000687</b>      |              |          |              | <b>\$0.00</b>      |                          |
| 22000688             | 01/14/2022   | cbussler | 610          | (\$400.00)         |                          |
|                      | 01/14/2022   | cbussler | 513          | \$400.00           |                          |
|                      | 01/14/2022   | cbussler | 610          | (\$400.00)         |                          |
|                      | 01/14/2022   | cbussler | 513          | \$400.00           |                          |
| <b>22000688</b>      |              |          |              | <b>\$0.00</b>      |                          |
| 22000689             | 01/14/2022   | clee     | 438          | (\$2,000.00)       |                          |
|                      | 01/14/2022   | clee     | 650          | \$2,000.00         |                          |
| <b>22000689</b>      |              |          |              | <b>\$0.00</b>      |                          |

## Budget Transfers By Period

| Journal Entry Number | Date Entered | Operator | Account Code | Transaction Amount | Transaction Description |
|----------------------|--------------|----------|--------------|--------------------|-------------------------|
| 22000690             | 01/14/2022   | kpatters | 640          | (\$100.00)         | COVER EXPENSES          |
|                      | 01/14/2022   | kpatters | 610          | \$100.00           | COVER EXPENSES          |
| <b>22000690</b>      |              |          |              | <b>\$0.00</b>      |                         |
| 22000691             | 01/18/2022   | clee     | 650          | \$500.00           |                         |
|                      | 01/18/2022   | clee     | 438          | (\$500.00)         |                         |
| <b>22000691</b>      |              |          |              | <b>\$0.00</b>      |                         |
| 22000692             | 01/18/2022   | rking1   | 123          | \$184.00           | TO COVER SHORTAGES      |
|                      | 01/18/2022   | rking1   | 610          | (\$184.00)         | TO COVER SHORTAGES      |
| <b>22000692</b>      |              |          |              | <b>\$0.00</b>      |                         |
| 22000693             | 01/18/2022   | rking1   | 610          | \$2,585.53         | TO COVER SHORTAGES      |
|                      | 01/18/2022   | rking1   | 315          | (\$2,585.53)       | TO COVER SHORTAGES      |
| <b>22000693</b>      |              |          |              | <b>\$0.00</b>      |                         |
| 22000694             | 01/18/2022   | clee     | 438          | (\$2,000.00)       |                         |
|                      | 01/18/2022   | clee     | 650          | \$2,000.00         |                         |
| <b>22000694</b>      |              |          |              | <b>\$0.00</b>      |                         |
| 22000695             | 01/18/2022   | amcveigh | 610          | (\$103.48)         | TO COVER DEFICITS       |
|                      | 01/18/2022   | amcveigh | 153          | \$103.48           | TO COVER DEFICITS       |
|                      | 01/18/2022   | amcveigh | 640          | (\$68.68)          | TO COVER DEFICITS       |
|                      | 01/18/2022   | amcveigh | 153          | \$68.68            | TO COVER DEFICITS       |
| <b>22000695</b>      |              |          |              | <b>\$0.00</b>      |                         |
| 22000696             | 01/18/2022   | kavaglia | 640          | (\$834.00)         | TO COVER EXPENSES       |
|                      | 01/18/2022   | kavaglia | 610          | \$834.00           | TO COVER EXPENSES       |
| <b>22000696</b>      |              |          |              | <b>\$0.00</b>      |                         |
| 22000697             | 01/18/2022   | kmccormi | 610          | (\$113.20)         | TO PAY INVOICE          |
|                      | 01/18/2022   | kmccormi | 760          | \$113.20           | TO PAY INVOICE          |
| <b>22000697</b>      |              |          |              | <b>\$0.00</b>      |                         |
| 22000699             | 01/18/2022   | mbrown1  | 610          | (\$490.80)         | TO COV AMAZON PO        |
|                      | 01/18/2022   | mbrown1  | 640          | \$490.80           | TO COV AMAZON PO        |
| <b>22000699</b>      |              |          |              | <b>\$0.00</b>      |                         |
| 22000700             | 01/18/2022   | cmoulden | 422          | (\$67,000.00)      | HEATING OIL 71C TO 71J  |
|                      | 01/18/2022   | cmoulden | 624          | \$67,000.00        | HEATING OIL 71C TO 71J  |
| <b>22000700</b>      |              |          |              | <b>\$0.00</b>      |                         |
| 22000701             | 01/18/2022   | kmccormi | 610          | (\$1,000.00)       | TO PAY INVOICE          |
|                      | 01/18/2022   | kmccormi | 810          | \$1,000.00         | TO PAY INVOICE          |
| <b>22000701</b>      |              |          |              | <b>\$0.00</b>      |                         |
| 22000703             | 01/19/2022   | ralexand | 390          | (\$500.00)         | COVER TRANSPORTATION    |
|                      | 01/19/2022   | ralexand | 513          | \$500.00           | COVER TRANSPORTATION    |
| <b>22000703</b>      |              |          |              | <b>\$0.00</b>      |                         |
| 22000704             | 01/19/2022   | rking1   | 610          | \$4,000.00         | TO COVER SHORTAGES      |
|                      | 01/19/2022   | rking1   | 580          | (\$4,000.00)       | TO COVER SHORTAGES      |
| <b>22000704</b>      |              |          |              | <b>\$0.00</b>      |                         |

## Budget Transfers By Period

| Journal Entry Number | Date Entered | Operator | Account Code | Transaction Amount | Transaction Description |
|----------------------|--------------|----------|--------------|--------------------|-------------------------|
| 22000705             | 01/19/2022   | skropp   | 390          | (\$1,750.00)       |                         |
|                      | 01/19/2022   | skropp   | 610          | \$1,750.00         |                         |
| <b>22000705</b>      |              |          |              | <b>\$0.00</b>      |                         |
| 22000706             | 01/19/2022   | skropp   | 610          | (\$1,000.00)       |                         |
|                      | 01/19/2022   | skropp   | 610          | \$1,000.00         |                         |
| <b>22000706</b>      |              |          |              | <b>\$0.00</b>      |                         |
| 22000707             | 01/19/2022   | skropp   | 610          | (\$700.00)         |                         |
|                      | 01/19/2022   | skropp   | 610          | \$700.00           |                         |
| <b>22000707</b>      |              |          |              | <b>\$0.00</b>      |                         |
| 22000708             | 01/19/2022   | skropp   | 810          | (\$425.00)         |                         |
|                      | 01/19/2022   | skropp   | 610          | \$425.00           |                         |
| <b>22000708</b>      |              |          |              | <b>\$0.00</b>      |                         |
| 22000709             | 01/19/2022   | skropp   | 610          | (\$316.70)         |                         |
|                      | 01/19/2022   | skropp   | 610          | \$316.70           |                         |
| <b>22000709</b>      |              |          |              | <b>\$0.00</b>      |                         |
| 22000710             | 01/19/2022   | skropp   | 513          | (\$471.92)         |                         |
|                      | 01/19/2022   | skropp   | 444          | \$471.92           |                         |
| <b>22000710</b>      |              |          |              | <b>\$0.00</b>      |                         |
| 22000712             | 01/19/2022   | koswald  | 610          | (\$647.10)         |                         |
|                      | 01/19/2022   | koswald  | 640          | \$647.10           |                         |
| <b>22000712</b>      |              |          |              | <b>\$0.00</b>      |                         |
| 22000713             | 01/19/2022   | cdoran   | 640          | (\$46.76)          | COVER AMAZON SHIPPING   |
|                      | 01/19/2022   | cdoran   | 610          | \$46.76            | COVER AMAZON SHIPPING   |
| <b>22000713</b>      |              |          |              | <b>\$0.00</b>      |                         |
| 22000714             | 01/19/2022   | kmccormi | 513          | (\$475.00)         | TO PAY INVOICE          |
|                      | 01/19/2022   | kmccormi | 810          | \$475.00           | TO PAY INVOICE          |
| <b>22000714</b>      |              |          |              | <b>\$0.00</b>      |                         |
| 22000716             | 01/20/2022   | rking1   | 513          | \$850.40           | TO COVER SHORTAGES      |
|                      | 01/20/2022   | rking1   | 811          | (\$850.40)         | TO COVER SHORTAGES      |
| <b>22000716</b>      |              |          |              | <b>\$0.00</b>      |                         |
| 22000717             | 01/20/2022   | kpatters | 610          | (\$235.00)         | COVER EXPENSE           |
|                      | 01/20/2022   | kpatters | 811          | \$235.00           | COVER EXPENSE           |
| <b>22000717</b>      |              |          |              | <b>\$0.00</b>      |                         |
| 22000718             | 01/20/2022   | mbrown1  | 635          | (\$1,235.04)       | TO 610 FOR US FOODS PO  |
|                      | 01/20/2022   | mbrown1  | 610          | \$1,235.04         | TO 610 FOR US FOODS PO  |
| <b>22000718</b>      |              |          |              | <b>\$0.00</b>      |                         |
| 22000719             | 01/20/2022   | mbrown1  | 650          | (\$535.00)         | TO 610 PER BOBBIE       |
|                      | 01/20/2022   | mbrown1  | 610          | \$535.00           | TO 610 PER BOBBIE       |
| <b>22000719</b>      |              |          |              | <b>\$0.00</b>      |                         |
| 22000721             | 01/20/2022   | mbrown1  | 153          | (\$5.57)           | TO COV KATHY'S OT       |
|                      | 01/20/2022   | mbrown1  | 153          | \$5.57             | TO COV KATHY'S OT       |
| <b>22000721</b>      |              |          |              | <b>\$0.00</b>      |                         |



## Budget Transfers By Period

| Journal Entry Number | Date Entered | Operator | Account Code | Transaction Amount | Transaction Description |
|----------------------|--------------|----------|--------------|--------------------|-------------------------|
| 22000722             | 01/20/2022   | msmith2  | 610          | (\$2.16)           | TRANSFER TO GUID 153    |
|                      | 01/20/2022   | msmith2  | 153          | \$2.16             | TRANSFER TO GUID 153    |
| <b>22000722</b>      |              |          |              | <b>\$0.00</b>      |                         |
| 22000724             | 01/20/2022   | cbussler | 610          | (\$483.10)         | HORN                    |
|                      | 01/20/2022   | cbussler | 513          | \$483.10           | HORN                    |
| <b>22000724</b>      |              |          |              | <b>\$0.00</b>      |                         |
| 22000725             | 01/20/2022   | cbussler | 610          | (\$0.47)           | NEGATIVE BALANCES       |
|                      | 01/20/2022   | cbussler | 153          | \$0.47             | NEGATIVE BALANCES       |
| <b>22000725</b>      |              |          |              | <b>\$0.00</b>      |                         |
| 22000726             | 01/20/2022   | mbrown1  | 635          | (\$1,178.00)       | TO COV BUS BILL - BAND  |
|                      | 01/20/2022   | mbrown1  | 513          | \$1,178.00         | TO COV BUS BILL - BAND  |
| <b>22000726</b>      |              |          |              | <b>\$0.00</b>      |                         |
| 22000727             | 01/20/2022   | cbussler | 635          | \$190.00           | NEG BALANCE             |
|                      | 01/20/2022   | cbussler | 442          | (\$190.00)         | NEG BALANCE             |
| <b>22000727</b>      |              |          |              | <b>\$0.00</b>      |                         |
| 22000728             | 01/20/2022   | cbussler | 580          | \$13.38            | TRAVEL                  |
|                      | 01/20/2022   | cbussler | 610          | (\$13.38)          | TRAVEL                  |
| <b>22000728</b>      |              |          |              | <b>\$0.00</b>      |                         |
| 22000729             | 01/20/2022   | cbussler | 610          | (\$5.41)           | UPDATGE                 |
|                      | 01/20/2022   | cbussler | 153          | \$5.41             | UPDATGE                 |
| <b>22000729</b>      |              |          |              | <b>\$0.00</b>      |                         |
| 22000730             | 01/20/2022   | cbussler | 513          | \$60.01            |                         |
|                      | 01/20/2022   | cbussler | 610          | (\$60.01)          |                         |
| <b>22000730</b>      |              |          |              | <b>\$0.00</b>      |                         |
| 22000731             | 01/20/2022   | eronayne | 610          | (\$53.00)          | TRANSFER TO 30I 810     |
|                      | 01/20/2022   | eronayne | 810          | \$53.00            | TRANSFER TO 30I 810     |
| <b>22000731</b>      |              |          |              | <b>\$0.00</b>      |                         |
| 22000732             | 01/20/2022   | jzoretic | 610          | (\$100.00)         | FUNDS TO GENERAL ACCT   |
|                      | 01/20/2022   | jzoretic | 610          | \$100.00           | FUNDS TO GENERAL ACCT   |
| <b>22000732</b>      |              |          |              | <b>\$0.00</b>      |                         |
| 22000733             | 01/20/2022   | jzoretic | 610          | (\$42.25)          | FUNDS TO GEN ACCT       |
|                      | 01/20/2022   | jzoretic | 610          | \$42.25            | FUNDS TO GEN ACCT       |
| <b>22000733</b>      |              |          |              | <b>\$0.00</b>      |                         |
| 22000734             | 01/20/2022   | jzoretic | 610          | (\$3.00)           | FUNDS TO GEN ACCT       |
|                      | 01/20/2022   | jzoretic | 610          | \$3.00             | FUNDS TO GEN ACCT       |
| <b>22000734</b>      |              |          |              | <b>\$0.00</b>      |                         |
| 22000736             | 01/20/2022   | jzoretic | 430          | (\$42.25)          |                         |
|                      | 01/20/2022   | jzoretic | 610          | \$42.25            |                         |
| <b>22000736</b>      |              |          |              | <b>\$0.00</b>      |                         |
| 22000737             | 01/20/2022   | jzoretic | 610          | (\$42.25)          | CORRECT TRANSFER        |
|                      | 01/20/2022   | jzoretic | 610          | \$42.25            | CORRECT TRANSFER        |
| <b>22000737</b>      |              |          |              | <b>\$0.00</b>      |                         |

## Budget Transfers By Period

| Journal Entry Number | Date Entered | Operator | Account Code | Transaction Amount | Transaction Description |
|----------------------|--------------|----------|--------------|--------------------|-------------------------|
| 22000739             | 01/21/2022   | eronayne | 810          | (\$650.00)         | TRANSFER TO 30H 610     |
|                      | 01/21/2022   | eronayne | 610          | \$650.00           | TRANSFER TO 30H 610     |
| <b>22000739</b>      |              |          |              | <b>\$0.00</b>      |                         |
| 22000740             | 01/21/2022   | cmoulden | 752          | (\$2,500.00)       | FROM 752 TO 430 912     |
|                      | 01/21/2022   | cmoulden | 430          | \$2,500.00         | FROM 752 TO 430 912     |
| <b>22000740</b>      |              |          |              | <b>\$0.00</b>      |                         |
| 22000741             | 01/21/2022   | cbussler | 550          | (\$190.31)         | CANC                    |
|                      | 01/21/2022   | cbussler | 635          | \$190.31           | CANC                    |
| <b>22000741</b>      |              |          |              | <b>\$0.00</b>      |                         |
| 22000742             | 01/21/2022   | cbussler | 315          | (\$2,137.15)       | NEEDED                  |
|                      | 01/21/2022   | cbussler | 123          | \$432.38           | NEEDED                  |
|                      | 01/21/2022   | cbussler | 315          | (\$432.38)         | NEEDED                  |
|                      | 01/21/2022   | cbussler | 123          | \$2,137.15         | NEEDED                  |
| <b>22000742</b>      |              |          |              | <b>\$0.00</b>      |                         |
| 22000743             | 01/21/2022   | cbussler | 610          | \$70.00            |                         |
|                      | 01/21/2022   | cbussler | 610          | (\$70.00)          |                         |
| <b>22000743</b>      |              |          |              | <b>\$0.00</b>      |                         |
| 22000744             | 01/21/2022   | cbussler | 513          | \$630.15           |                         |
|                      | 01/21/2022   | cbussler | 610          | (\$630.15)         |                         |
| <b>22000744</b>      |              |          |              | <b>\$0.00</b>      |                         |
| 22000745             | 01/21/2022   | cbussler | 390          | \$69.00            |                         |
|                      | 01/21/2022   | cbussler | 610          | (\$69.00)          |                         |
| <b>22000745</b>      |              |          |              | <b>\$0.00</b>      |                         |
| 22000746             | 01/21/2022   | cbussler | 610          | \$200.00           |                         |
|                      | 01/21/2022   | cbussler | 640          | (\$200.00)         |                         |
| <b>22000746</b>      |              |          |              | <b>\$0.00</b>      |                         |
| 22000747             | 01/21/2022   | cbussler | 610          | \$120.00           |                         |
|                      | 01/21/2022   | cbussler | 610          | (\$120.00)         |                         |
| <b>22000747</b>      |              |          |              | <b>\$0.00</b>      |                         |
| 22000748             | 01/21/2022   | cbussler | 513          | \$614.00           |                         |
|                      | 01/21/2022   | cbussler | 513          | (\$614.00)         |                         |
| <b>22000748</b>      |              |          |              | <b>\$0.00</b>      |                         |
| 22000749             | 01/21/2022   | cbussler | 513          | \$128.00           |                         |
|                      | 01/21/2022   | cbussler | 513          | (\$128.00)         |                         |
| <b>22000749</b>      |              |          |              | <b>\$0.00</b>      |                         |
| 22000750             | 01/21/2022   | cbussler | 513          | (\$129.00)         |                         |
|                      | 01/21/2022   | cbussler | 390          | \$129.00           |                         |
| <b>22000750</b>      |              |          |              | <b>\$0.00</b>      |                         |
| 22000751             | 01/21/2022   | kpatters | 640          | (\$200.00)         | COVER EXPENSE           |
|                      | 01/21/2022   | kpatters | 610          | \$200.00           | COVER EXPENSE           |
| <b>22000751</b>      |              |          |              | <b>\$0.00</b>      |                         |

## Budget Transfers By Period

| Journal Entry Number | Date Entered | Operator | Account Code | Transaction Amount | Transaction Description |
|----------------------|--------------|----------|--------------|--------------------|-------------------------|
| 22000752             | 01/21/2022   | kmccormi | 513          | (\$561.08)         | TO PAY INVOICE          |
|                      | 01/21/2022   | kmccormi | 513          | \$561.08           | TO PAY INVOICE          |
| <b>22000752</b>      |              |          |              | <b>\$0.00</b>      |                         |
| 22000754             | 01/21/2022   | skropp   | 610          | (\$1,000.00)       |                         |
|                      | 01/21/2022   | skropp   | 610          | \$1,000.00         |                         |
| <b>22000754</b>      |              |          |              | <b>\$0.00</b>      |                         |
| 22000755             | 01/21/2022   | tmbaxter | 610          | (\$1,500.00)       |                         |
|                      | 01/21/2022   | tmbaxter | 610          | \$1,500.00         |                         |
| <b>22000755</b>      |              |          |              | <b>\$0.00</b>      |                         |
| 22000756             | 01/24/2022   | kpatters | 610          | (\$89.00)          | COVER EXPENSE           |
|                      | 01/24/2022   | kpatters | 811          | \$89.00            | COVER EXPENSE           |
| <b>22000756</b>      |              |          |              | <b>\$0.00</b>      |                         |
| 22000757             | 01/24/2022   | cmoulden | 626          | (\$5,000.00)       | FROM 71G 626 TO 762     |
|                      | 01/24/2022   | cmoulden | 762          | \$5,000.00         | FROM 71G 626 TO 762     |
| <b>22000757</b>      |              |          |              | <b>\$0.00</b>      |                         |
| 22000758             | 01/24/2022   | eronayne | 610          | (\$99.90)          | TRANSFER TO 30A 610     |
|                      | 01/24/2022   | eronayne | 610          | \$99.90            | TRANSFER TO 30A 610     |
| <b>22000758</b>      |              |          |              | <b>\$0.00</b>      |                         |
| 22000759             | 01/25/2022   | cdoran   | 758          | (\$50.00)          | COVER SOUND MACHINE     |
|                      | 01/25/2022   | cdoran   | 610          | \$50.00            | COVER SOUND MACHINE     |
| <b>22000759</b>      |              |          |              | <b>\$0.00</b>      |                         |
| 22000760             | 01/25/2022   | mbrown1  | 640          | (\$94.57)          | TO 610 FOR PADDLES      |
|                      | 01/25/2022   | mbrown1  | 610          | \$94.57            | TO 610 FOR PADDLES      |
| <b>22000760</b>      |              |          |              | <b>\$0.00</b>      |                         |
| 22000761             | 01/25/2022   | kmccormi | 610          | (\$75.00)          | TO PAY INVOICE          |
|                      | 01/25/2022   | kmccormi | 810          | \$75.00            | TO PAY INVOICE          |
| <b>22000761</b>      |              |          |              | <b>\$0.00</b>      |                         |
| 22000763             | 01/25/2022   | skropp   | 610          | (\$171.00)         |                         |
|                      | 01/25/2022   | skropp   | 610          | \$171.00           |                         |
| <b>22000763</b>      |              |          |              | <b>\$0.00</b>      |                         |
| 22000764             | 01/25/2022   | skropp   | 513          | (\$227.65)         |                         |
|                      | 01/25/2022   | skropp   | 610          | \$227.65           |                         |
| <b>22000764</b>      |              |          |              | <b>\$0.00</b>      |                         |
| 22000765             | 01/26/2022   | kmccormi | 513          | (\$200.00)         | TO PAY INVOICE          |
|                      | 01/26/2022   | kmccormi | 610          | \$200.00           | TO PAY INVOICE          |
| <b>22000765</b>      |              |          |              | <b>\$0.00</b>      |                         |
| 22000767             | 01/26/2022   | skropp   | 610          | (\$482.00)         |                         |
|                      | 01/26/2022   | skropp   | 810          | \$482.00           |                         |
| <b>22000767</b>      |              |          |              | <b>\$0.00</b>      |                         |
| 22000768             | 01/26/2022   | rking1   | 315          | \$300.00           | TO COVER SHORTAGES      |
|                      | 01/26/2022   | rking1   | 650          | (\$300.00)         | TO COVER SHORTAGES      |
| <b>22000768</b>      |              |          |              | <b>\$0.00</b>      |                         |

## Budget Transfers By Period

| Journal Entry Number | Date Entered | Operator | Account Code | Transaction Amount | Transaction Description  |
|----------------------|--------------|----------|--------------|--------------------|--------------------------|
| 22000769             | 01/26/2022   | rking1   | 315          | \$100.00           | TO COVER SHORTAGES       |
|                      | 01/26/2022   | rking1   | 123          | (\$100.00)         | TO COVER SHORTAGES       |
| <b>22000769</b>      |              |          |              | <b>\$0.00</b>      |                          |
| 22000770             | 01/26/2022   | rking1   | 610          | \$500.00           | TO COVER SHORTAGES       |
|                      | 01/26/2022   | rking1   | 580          | (\$500.00)         | TO COVER SHORTAGES       |
| <b>22000770</b>      |              |          |              | <b>\$0.00</b>      |                          |
| 22000771             | 01/26/2022   | rking1   | 513          | \$2,300.00         | TO COVER SHORTAGES       |
|                      | 01/26/2022   | rking1   | 610          | (\$2,300.00)       | TO COVER SHORTAGES       |
| <b>22000771</b>      |              |          |              | <b>\$0.00</b>      |                          |
| 22000772             | 01/26/2022   | rking1   | 610          | \$1,500.00         | TO COVER SHORTAGES       |
|                      | 01/26/2022   | rking1   | 123          | (\$1,500.00)       | TO COVER SHORTAGES       |
| <b>22000772</b>      |              |          |              | <b>\$0.00</b>      |                          |
| 22000773             | 01/27/2022   | mpitt    | 640          | (\$353.00)         | BALANCE ACCT             |
|                      | 01/27/2022   | mpitt    | 610          | \$353.00           | BALANCE ACCT             |
| <b>22000773</b>      |              |          |              | <b>\$0.00</b>      |                          |
| 22000774             | 01/27/2022   | mbrown1  | 635          | (\$2,189.34)       | TO COV PAYROLL 123 ACCT  |
|                      | 01/27/2022   | mbrown1  | 123          | \$2,189.34         | TO COV PAYROLL 123 ACCT  |
| <b>22000774</b>      |              |          |              | <b>\$0.00</b>      |                          |
| 22000775             | 01/27/2022   | clee     | 438          | (\$2,000.00)       |                          |
|                      | 01/27/2022   | clee     | 650          | \$2,000.00         |                          |
| <b>22000775</b>      |              |          |              | <b>\$0.00</b>      |                          |
| 22000776             | 01/27/2022   | cmoulden | 610          | (\$23,963.00)      | TRANSFER FROM 610 TO 752 |
|                      | 01/27/2022   | cmoulden | 752          | \$23,963.00        | TRANSFER FROM 610 TO 752 |
| <b>22000776</b>      |              |          |              | <b>\$0.00</b>      |                          |
| 22000777             | 01/28/2022   | koswald  | 610          | (\$34.59)          |                          |
|                      | 01/28/2022   | koswald  | 123          | \$34.59            |                          |
| <b>22000777</b>      |              |          |              | <b>\$0.00</b>      |                          |
| 22000778             | 01/28/2022   | rking1   | 610          | \$239.00           | TO COVER SHORTAGES       |
|                      | 01/28/2022   | rking1   | 640          | (\$191.55)         | TO COVER SHORTAGES       |
|                      | 01/28/2022   | rking1   | 760          | (\$47.45)          | TO COVER SHORTAGES       |
| <b>22000778</b>      |              |          |              | <b>\$0.00</b>      |                          |
| 22000779             | 01/28/2022   | koswald  | 610          | (\$173.36)         |                          |
|                      | 01/28/2022   | koswald  | 635          | \$173.36           |                          |
| <b>22000779</b>      |              |          |              | <b>\$0.00</b>      |                          |
| 22000780             | 01/28/2022   | eronayne | 610          | (\$455.00)         | TRANSFER TO 30C 390      |
|                      | 01/28/2022   | eronayne | 390          | \$455.00           | TRANSFER TO 30C 390      |
| <b>22000780</b>      |              |          |              | <b>\$0.00</b>      |                          |
| 22000781             | 01/28/2022   | eronayne | 610          | (\$460.00)         | TRANSER TO 30B 390       |
|                      | 01/28/2022   | eronayne | 390          | \$460.00           | TRANSER TO 30B 390       |
| <b>22000781</b>      |              |          |              | <b>\$0.00</b>      |                          |

## Budget Transfers By Period

| Journal Entry Number | Date Entered | Operator | Account Code | Transaction Amount | Transaction Description |
|----------------------|--------------|----------|--------------|--------------------|-------------------------|
| 22000782             | 01/28/2022   | ralexand | 640          | (\$1,145.00)       | COVER SUPPLIES          |
|                      | 01/28/2022   | ralexand | 610          | \$1,145.00         | COVER SUPPLIES          |
| <b>22000782</b>      |              |          |              | <b>\$0.00</b>      |                         |
| 22000783             | 01/28/2022   | rking1   | 324          | \$125.00           | TO COVER SHORTAGES      |
|                      | 01/28/2022   | rking1   | 650          | (\$125.00)         | TO COVER SHORTAGES      |
| <b>22000783</b>      |              |          |              | <b>\$0.00</b>      |                         |
| 22000784             | 01/28/2022   | dclark1  | 581          | \$1,000.00         | TO COVER SHORTAGES      |
|                      | 01/28/2022   | dclark1  | 610          | (\$1,000.00)       | TO COVER SHORTAGES      |
| <b>22000784</b>      |              |          |              | <b>\$0.00</b>      |                         |
| 22000785             | 01/28/2022   | dclark1  | 581          | \$700.00           | TO COVER SHORTAGES      |
|                      | 01/28/2022   | dclark1  | 610          | (\$700.00)         | TO COVER SHORTAGES      |
| <b>22000785</b>      |              |          |              | <b>\$0.00</b>      |                         |
| 22000786             | 01/31/2022   | skropp   | 513          | (\$1,174.80)       |                         |
|                      | 01/31/2022   | skropp   | 610          | \$1,174.80         |                         |
| <b>22000786</b>      |              |          |              | <b>\$0.00</b>      |                         |
| 22000787             | 01/31/2022   | skropp   | 610          | (\$36.00)          |                         |
|                      | 01/31/2022   | skropp   | 610          | \$36.00            |                         |
| <b>22000787</b>      |              |          |              | <b>\$0.00</b>      |                         |
| 22000788             | 01/31/2022   | skropp   | 513          | (\$2,373.26)       |                         |
|                      | 01/31/2022   | skropp   | 610          | \$2,373.26         |                         |
| <b>22000788</b>      |              |          |              | <b>\$0.00</b>      |                         |
| 22000789             | 01/31/2022   | skropp   | 610          | (\$682.30)         |                         |
|                      | 01/31/2022   | skropp   | 610          | \$682.30           |                         |
| <b>22000789</b>      |              |          |              | <b>\$0.00</b>      |                         |
| 22000790             | 01/31/2022   | skropp   | 810          | (\$1,575.00)       |                         |
|                      | 01/31/2022   | skropp   | 610          | \$1,575.00         |                         |
| <b>22000790</b>      |              |          |              | <b>\$0.00</b>      |                         |
| 22000791             | 01/31/2022   | skropp   | 390          | (\$364.00)         |                         |
|                      | 01/31/2022   | skropp   | 610          | \$364.00           |                         |
| <b>22000791</b>      |              |          |              | <b>\$0.00</b>      |                         |
| 22000792             | 01/31/2022   | skropp   | 513          | (\$1,083.29)       |                         |
|                      | 01/31/2022   | skropp   | 610          | \$1,083.29         |                         |
| <b>22000792</b>      |              |          |              | <b>\$0.00</b>      |                         |
| 22000793             | 01/31/2022   | skropp   | 513          | (\$1,271.00)       |                         |
|                      | 01/31/2022   | skropp   | 610          | \$1,271.00         |                         |
| <b>22000793</b>      |              |          |              | <b>\$0.00</b>      |                         |
| 22000794             | 01/31/2022   | skropp   | 513          | (\$0.10)           |                         |
|                      | 01/31/2022   | skropp   | 610          | \$0.10             |                         |
| <b>22000794</b>      |              |          |              | <b>\$0.00</b>      |                         |
| 22000795             | 01/31/2022   | skropp   | 513          | (\$599.96)         |                         |
|                      | 01/31/2022   | skropp   | 610          | \$599.96           |                         |
| <b>22000795</b>      |              |          |              | <b>\$0.00</b>      |                         |

## Budget Transfers By Period

| Journal Entry Number | Date Entered | Operator | Account Code | Transaction Amount | Transaction Description   |
|----------------------|--------------|----------|--------------|--------------------|---------------------------|
| 22000796             | 01/31/2022   | skropp   | 513          | (\$614.07)         |                           |
|                      | 01/31/2022   | skropp   | 610          | \$614.07           |                           |
| <b>22000796</b>      |              |          |              | <b>\$0.00</b>      |                           |
| 22000797             | 01/31/2022   | skropp   | 513          | (\$1.74)           |                           |
|                      | 01/31/2022   | skropp   | 610          | \$1.74             |                           |
| <b>22000797</b>      |              |          |              | <b>\$0.00</b>      |                           |
| 22000798             | 01/31/2022   | skropp   | 513          | (\$1,334.58)       |                           |
|                      | 01/31/2022   | skropp   | 610          | \$1,334.58         |                           |
| <b>22000798</b>      |              |          |              | <b>\$0.00</b>      |                           |
| 22000799             | 01/31/2022   | skropp   | 610          | (\$500.00)         |                           |
|                      | 01/31/2022   | skropp   | 390          | \$500.00           |                           |
| <b>22000799</b>      |              |          |              | <b>\$0.00</b>      |                           |
| 22000800             | 02/01/2022   | mbrown1  | 610          | (\$150.00)         | TO COV PENN MUSEUM VIRT   |
|                      | 02/01/2022   | mbrown1  | 390          | \$150.00           | TO COV PENN MUSEUM VIRT   |
| <b>22000800</b>      |              |          |              | <b>\$0.00</b>      |                           |
| 22000801             | 02/01/2022   | kleonard | 610          | (\$59.88)          | TO COVER NEGITIVE BALANCE |
|                      | 02/01/2022   | kleonard | 650          | \$59.88            | TO COVER NEGITIVE BALANCE |
| <b>22000801</b>      |              |          |              | <b>\$0.00</b>      |                           |
| 22000802             | 02/01/2022   | dclark1  | 581          | \$900.00           | TO COVER SHORTAGE         |
|                      | 02/01/2022   | dclark1  | 610          | (\$900.00)         | TO COVER SHORTAGE         |
| <b>22000802</b>      |              |          |              | <b>\$0.00</b>      |                           |
| 22000804             | 02/01/2022   | eronayne | 610          | (\$90.00)          | TRANSFER TO 30I 810       |
|                      | 02/01/2022   | eronayne | 810          | \$90.00            | TRANSFER TO 30I 810       |
| <b>22000804</b>      |              |          |              | <b>\$0.00</b>      |                           |
| 22000805             | 02/02/2022   | rking1   | 153          | \$500.00           | CONSOLIDATING OT SALARIES |
|                      | 02/02/2022   | rking1   | 153          | (\$250.00)         | CONSOLIDATING OT SALARIES |
|                      | 02/02/2022   | rking1   | 153          | (\$250.00)         | CONSOLIDATING OT SALARIES |
| <b>22000805</b>      |              |          |              | <b>\$0.00</b>      |                           |
| 22000806             | 02/02/2022   | rking1   | 610          | \$900.00           | CONSOLIDATING GEN SUPPLY  |
|                      | 02/02/2022   | rking1   | 610          | (\$100.00)         | CONSOLIDATING GEN SUPPLY  |
|                      | 02/02/2022   | rking1   | 610          | (\$800.00)         | CONSOLIDATING GEN SUPPLY  |
| <b>22000806</b>      |              |          |              | <b>\$0.00</b>      |                           |
| 22000807             | 02/02/2022   | rking1   | 640          | \$5,383.80         | CONSOLIDATING BOOK ACCTS  |
|                      | 02/02/2022   | rking1   | 640          | (\$2,000.00)       | CONSOLIDATING BOOK ACCTS  |
|                      | 02/02/2022   | rking1   | 640          | (\$3,383.80)       | CONSOLIDATING BOOK ACCTS  |
| <b>22000807</b>      |              |          |              | <b>\$0.00</b>      |                           |
| 22000808             | 02/02/2022   | lteodoro | 530          | (\$500.00)         | PUPIL SERVICES            |
|                      | 02/02/2022   | lteodoro | 550          | \$500.00           | PUPIL SERVICES            |
| <b>22000808</b>      |              |          |              | <b>\$0.00</b>      |                           |
| 22000809             | 02/02/2022   | rking1   | 650          | \$350.00           | TO COVER SHORTAGES        |
|                      | 02/02/2022   | rking1   | 581          | (\$350.00)         | TO COVER SHORTAGES        |
| <b>22000809</b>      |              |          |              | <b>\$0.00</b>      |                           |

## Budget Transfers By Period

| Journal Entry Number | Date Entered | Operator | Account Code | Transaction Amount | Transaction Description |
|----------------------|--------------|----------|--------------|--------------------|-------------------------|
| 22000810             | 02/02/2022   | sryan2   | 610          | (\$300.00)         | ATHLETICS BUDGET TRANS  |
|                      | 02/02/2022   | sryan2   | 390          | \$300.00           | ATHLETICS BUDGET TRANS  |
| <b>22000810</b>      |              |          |              | <b>\$0.00</b>      |                         |
| 22000811             | 02/02/2022   | ralexand | 760          | (\$150.00)         | COVER SUPPLIES          |
|                      | 02/02/2022   | ralexand | 610          | \$150.00           | COVER SUPPLIES          |
| <b>22000811</b>      |              |          |              | <b>\$0.00</b>      |                         |
| 22000812             | 02/02/2022   | amcveigh | 315          | (\$121.93)         | TO COVER DEFICITS       |
|                      | 02/02/2022   | amcveigh | 123          | \$121.93           | TO COVER DEFICITS       |
|                      | 02/02/2022   | amcveigh | 610          | (\$87.71)          | TO COVER DEFICITS       |
|                      | 02/02/2022   | amcveigh | 153          | \$87.71            | TO COVER DEFICITS       |
|                      | 02/02/2022   | amcveigh | 610          | (\$261.67)         | TO COVER DEFICITS       |
|                      | 02/02/2022   | amcveigh | 153          | \$261.67           | TO COVER DEFICITS       |
| <b>22000812</b>      |              |          |              | <b>\$0.00</b>      |                         |
| 22000813             | 02/02/2022   | kmccormi | 810          | (\$200.00)         | TO PAY ENTRY FEE        |
|                      | 02/02/2022   | kmccormi | 810          | \$200.00           | TO PAY ENTRY FEE        |
|                      | 02/02/2022   | kmccormi | 810          | (\$70.00)          | TO PAY ENTRY FEE        |
|                      | 02/02/2022   | kmccormi | 810          | \$70.00            | TO PAY ENTRY FEE        |
|                      | 02/02/2022   | kmccormi | 810          | (\$875.00)         | TO PAY ENTRY FEE        |
|                      | 02/02/2022   | kmccormi | 810          | \$875.00           | TO PAY ENTRY FEE        |
|                      | 02/02/2022   | kmccormi | 810          | (\$100.00)         | TO PAY ENTRY FEE        |
|                      | 02/02/2022   | kmccormi | 810          | \$100.00           | TO PAY ENTRY FEE        |
|                      | 02/02/2022   | kmccormi | 810          | (\$503.00)         | TO PAY ENTRY FEE        |
|                      | 02/02/2022   | kmccormi | 810          | \$503.00           | TO PAY ENTRY FEE        |
|                      | 02/02/2022   | kmccormi | 810          | (\$500.00)         | TO PAY ENTRY FEE        |
|                      | 02/02/2022   | kmccormi | 810          | \$500.00           | TO PAY ENTRY FEE        |
|                      | 02/02/2022   | kmccormi | 810          | (\$951.00)         | TO PAY ENTRY FEE        |
|                      | 02/02/2022   | kmccormi | 610          | \$951.00           | TO PAY ENTRY FEE        |
| <b>22000813</b>      |              |          |              | <b>\$0.00</b>      |                         |
| 22000814             | 02/03/2022   | sryan2   | 123          | (\$432.38)         | CORR T2 BUDG            |
|                      | 02/03/2022   | sryan2   | 315          | \$432.38           | CORR T2 BUDG            |
| <b>22000814</b>      |              |          |              | <b>\$0.00</b>      |                         |
| 22000815             | 02/03/2022   | rking1   | 635          | \$105.13           | TO COVER SHORTAGES      |
|                      | 02/03/2022   | rking1   | 650          | (\$5.13)           | TO COVER SHORTAGES      |
|                      | 02/03/2022   | rking1   | 581          | (\$100.00)         | TO COVER SHORTAGES      |
| <b>22000815</b>      |              |          |              | <b>\$0.00</b>      |                         |
| 22000816             | 02/03/2022   | rking1   | 324          | \$335.00           | TO COVER SHORTAGES      |
|                      | 02/03/2022   | rking1   | 650          | (\$335.00)         | TO COVER SHORTAGES      |
| <b>22000816</b>      |              |          |              | <b>\$0.00</b>      |                         |
| 22000817             | 02/03/2022   | rking1   | 635          | \$200.00           | TO COVER SHORTAGES      |
|                      | 02/03/2022   | rking1   | 640          | (\$200.00)         | TO COVER SHORTAGES      |
| <b>22000817</b>      |              |          |              | <b>\$0.00</b>      |                         |

## Budget Transfers By Period

| Journal Entry Number | Date Entered | Operator | Account Code | Transaction Amount | Transaction Description   |
|----------------------|--------------|----------|--------------|--------------------|---------------------------|
| 22000818             | 02/03/2022   | mbrown1  | 610          | (\$43.96)          | TO SCIENCE 610 FOR EXPO M |
|                      | 02/03/2022   | mbrown1  | 610          | \$43.96            | TO SCIENCE 610 FOR EXPO M |
| <b>22000818</b>      |              |          |              | <b>\$0.00</b>      |                           |
| 22000819             | 02/03/2022   | cdoran   | 640          | (\$50.00)          | COVER SCHOOL NURSE        |
|                      | 02/03/2022   | cdoran   | 610          | \$50.00            | COVER SCHOOL NURSE        |
| <b>22000819</b>      |              |          |              | <b>\$0.00</b>      |                           |
| 22000820             | 02/03/2022   | mbrown1  | 640          | (\$500.00)         | TO COV NEG 123 PAYROLL    |
|                      | 02/03/2022   | mbrown1  | 610          | (\$473.73)         | TO COV NEG 123 PAYROLL    |
|                      | 02/03/2022   | mbrown1  | 123          | \$973.73           | TO COV NEG 123 PAYROLL    |
| <b>22000820</b>      |              |          |              | <b>\$0.00</b>      |                           |
| 22000821             | 02/03/2022   | clee     | 650          | (\$3,000.00)       |                           |
|                      | 02/03/2022   | clee     | 650          | \$3,000.00         |                           |
| <b>22000821</b>      |              |          |              | <b>\$0.00</b>      |                           |
| 22000823             | 02/04/2022   | rking1   | 315          | \$1,200.00         | TO COVER SHORTAGES        |
|                      | 02/04/2022   | rking1   | 650          | (\$1,200.00)       | TO COVER SHORTAGES        |
| <b>22000823</b>      |              |          |              | <b>\$0.00</b>      |                           |
| 22000824             | 02/04/2022   | rking1   | 430          | \$100.00           | TO COVER SHORTAGES        |
|                      | 02/04/2022   | rking1   | 610          | (\$100.00)         | TO COVER SHORTAGES        |
| <b>22000824</b>      |              |          |              | <b>\$0.00</b>      |                           |
| 22000825             | 02/04/2022   | rking1   | 153          | \$21.77            | TO COVER SHORTAGES        |
|                      | 02/04/2022   | rking1   | 153          | (\$21.77)          | TO COVER SHORTAGES        |
| <b>22000825</b>      |              |          |              | <b>\$0.00</b>      |                           |
| 22000826             | 02/04/2022   | rking1   | 123          | \$165.08           | TO COVER SHORTAGES        |
|                      | 02/04/2022   | rking1   | 430          | (\$165.08)         | TO COVER SHORTAGES        |
| <b>22000826</b>      |              |          |              | <b>\$0.00</b>      |                           |
| 22000827             | 02/04/2022   | rking1   | 123          | \$190.25           | TO COVER SHORTAGES        |
|                      | 02/04/2022   | rking1   | 640          | (\$190.25)         | TO COVER SHORTAGES        |
| <b>22000827</b>      |              |          |              | <b>\$0.00</b>      |                           |
| 22000828             | 02/04/2022   | rking1   | 123          | \$34.59            | TO COVER SHORTAGES        |
|                      | 02/04/2022   | rking1   | 610          | (\$34.59)          | TO COVER SHORTAGES        |
| <b>22000828</b>      |              |          |              | <b>\$0.00</b>      |                           |
| 22000829             | 02/04/2022   | rking1   | 324          | \$108.08           | TO COVER SHORTAGES        |
|                      | 02/04/2022   | rking1   | 610          | (\$108.08)         | TO COVER SHORTAGES        |
| <b>22000829</b>      |              |          |              | <b>\$0.00</b>      |                           |
| 22000830             | 02/04/2022   | rking1   | 581          | \$400.00           | TO COVER SHORTAGES        |
|                      | 02/04/2022   | rking1   | 580          | (\$400.00)         | TO COVER SHORTAGES        |
| <b>22000830</b>      |              |          |              | <b>\$0.00</b>      |                           |
| 22000831             | 02/04/2022   | rking1   | 635          | \$324.56           | TO COVER SHORTAGES        |
|                      | 02/04/2022   | rking1   | 610          | (\$324.56)         | TO COVER SHORTAGES        |
| <b>22000831</b>      |              |          |              | <b>\$0.00</b>      |                           |



## Budget Transfers By Period

| Journal Entry Number | Date Entered | Operator | Account Code | Transaction Amount | Transaction Description |
|----------------------|--------------|----------|--------------|--------------------|-------------------------|
| 22000833             | 02/04/2022   | rking1   | 810          | \$44.50            | TO COVER SHORTAGES      |
|                      | 02/04/2022   | rking1   | 581          | (\$44.50)          | TO COVER SHORTAGES      |
| <b>22000833</b>      |              |          |              | <b>\$0.00</b>      |                         |
| 22000834             | 02/04/2022   | skropp   | 513          | (\$117.98)         |                         |
|                      | 02/04/2022   | skropp   | 444          | \$117.98           |                         |
| <b>22000834</b>      |              |          |              | <b>\$0.00</b>      |                         |
| 22000835             | 02/04/2022   | skropp   | 810          | (\$44.00)          |                         |
|                      | 02/04/2022   | skropp   | 610          | \$44.00            |                         |
| <b>22000835</b>      |              |          |              | <b>\$0.00</b>      |                         |
| 22000836             | 02/07/2022   | ralexand | 760          | (\$500.00)         | COVER SALARIES          |
|                      | 02/07/2022   | ralexand | 153          | \$500.00           | COVER SALARIES          |
| <b>22000836</b>      |              |          |              | <b>\$0.00</b>      |                         |
| 22000837             | 02/07/2022   | nkelly   | 635          | (\$420.00)         | COVER SHORTAGE          |
|                      | 02/07/2022   | nkelly   | 530          | \$420.00           | COVER SHORTAGE          |
| <b>22000837</b>      |              |          |              | <b>\$0.00</b>      |                         |
| 22000838             | 02/07/2022   | rking1   | 610          | \$3,000.00         | TO COVER SHORTAGES      |
|                      | 02/07/2022   | rking1   | 580          | (\$3,000.00)       | TO COVER SHORTAGES      |
| <b>22000838</b>      |              |          |              | <b>\$0.00</b>      |                         |
| 22000839             | 02/07/2022   | rking1   | 610          | \$1,883.83         | TO COVER SHORTAGES      |
|                      | 02/07/2022   | rking1   | 123          | (\$300.00)         | TO COVER SHORTAGES      |
|                      | 02/07/2022   | rking1   | 610          | (\$283.83)         | TO COVER SHORTAGES      |
|                      | 02/07/2022   | rking1   | 315          | (\$900.00)         | TO COVER SHORTAGES      |
|                      | 02/07/2022   | rking1   | 810          | (\$200.00)         | TO COVER SHORTAGES      |
|                      | 02/07/2022   | rking1   | 811          | (\$200.00)         | TO COVER SHORTAGES      |
| <b>22000839</b>      |              |          |              | <b>\$0.00</b>      |                         |
| 22000840             | 02/07/2022   | mbrown1  | 640          | (\$25.93)          | TO 610 PER CAITLIN      |
|                      | 02/07/2022   | mbrown1  | 610          | \$25.93            | TO 610 PER CAITLIN      |
| <b>22000840</b>      |              |          |              | <b>\$0.00</b>      |                         |
| 22000841             | 02/07/2022   | mbrown1  | 640          | (\$1.75)           | TO 610 PER CAITLIN      |
|                      | 02/07/2022   | mbrown1  | 610          | \$1.75             | TO 610 PER CAITLIN      |
| <b>22000841</b>      |              |          |              | <b>\$0.00</b>      |                         |
| 22000842             | 02/07/2022   | msmith2  | 640          | (\$311.00)         | TRANSFER TO SS 610      |
|                      | 02/07/2022   | msmith2  | 610          | \$311.00           | TRANSFER TO SS 610      |
| <b>22000842</b>      |              |          |              | <b>\$0.00</b>      |                         |
| 22000843             | 02/08/2022   | koswald  | 610          | (\$82.47)          |                         |
|                      | 02/08/2022   | koswald  | 610          | \$82.47            |                         |
| <b>22000843</b>      |              |          |              | <b>\$0.00</b>      |                         |
| 22000844             | 02/09/2022   | eronayne | 610          | (\$586.80)         | TRANSFER TO 30X 610     |
|                      | 02/09/2022   | eronayne | 610          | \$586.80           | TRANSFER TO 30X 610     |
| <b>22000844</b>      |              |          |              | <b>\$0.00</b>      |                         |

## Budget Transfers By Period

| Journal Entry Number | Date Entered | Operator | Account Code | Transaction Amount | Transaction Description |
|----------------------|--------------|----------|--------------|--------------------|-------------------------|
| 22000845             | 02/09/2022   | skropp   | 610          | (\$375.90)         |                         |
|                      | 02/09/2022   | skropp   | 513          | \$375.90           |                         |
| <b>22000845</b>      |              |          |              | <b>\$0.00</b>      |                         |
| 22000846             | 02/09/2022   | skropp   | 810          | (\$569.00)         |                         |
|                      | 02/09/2022   | skropp   | 513          | \$569.00           |                         |
| <b>22000846</b>      |              |          |              | <b>\$0.00</b>      |                         |
| 22000848             | 02/09/2022   | eronayne | 513          | (\$258.09)         | TRANSFER TO 302 513     |
|                      | 02/09/2022   | eronayne | 513          | \$258.09           | TRANSFER TO 302 513     |
| <b>22000848</b>      |              |          |              | <b>\$0.00</b>      |                         |
| 22000849             | 02/09/2022   | skropp   | 610          | (\$202.26)         |                         |
|                      | 02/09/2022   | skropp   | 513          | \$202.26           |                         |
| <b>22000849</b>      |              |          |              | <b>\$0.00</b>      |                         |
| 22000851             | 02/09/2022   | kmccormi | 513          | (\$12.00)          | TO PAY INVOICE          |
|                      | 02/09/2022   | kmccormi | 513          | \$12.00            | TO PAY INVOICE          |
|                      | 02/09/2022   | kmccormi | 513          | (\$796.60)         | TO PAY INVOICE          |
|                      | 02/09/2022   | kmccormi | 513          | \$796.60           | TO PAY INVOICE          |
| <b>22000851</b>      |              |          |              | <b>\$0.00</b>      |                         |
| 22000853             | 02/09/2022   | eronayne | 610          | (\$146.15)         | TRANSFER TO 30G 513     |
|                      | 02/09/2022   | eronayne | 513          | \$146.15           | TRANSFER TO 30G 513     |
| <b>22000853</b>      |              |          |              | <b>\$0.00</b>      |                         |
| 22000854             | 02/09/2022   | scatramb | 610          | (\$320.00)         | COVER SUB COST          |
|                      | 02/09/2022   | scatramb | 315          | \$320.00           | COVER SUB COST          |
| <b>22000854</b>      |              |          |              | <b>\$0.00</b>      |                         |
| 22000855             | 02/09/2022   | msmith2  | 811          | (\$330.00)         | TRANSFER TO 580         |
|                      | 02/09/2022   | msmith2  | 580          | \$330.00           | TRANSFER TO 580         |
| <b>22000855</b>      |              |          |              | <b>\$0.00</b>      |                         |
| 22000856             | 02/09/2022   | amcveigh | 610          | (\$196.88)         | TO CLEAN ACCOUNT        |
|                      | 02/09/2022   | amcveigh | 610          | \$196.88           | TO CLEAN ACCOUNT        |
|                      | 02/09/2022   | amcveigh | 610          | (\$2.69)           | TO CLEAN ACCOUNT        |
|                      | 02/09/2022   | amcveigh | 610          | \$2.69             | TO CLEAN ACCOUNT        |
|                      | 02/09/2022   | amcveigh | 610          | (\$3.13)           | TO CLEAN ACCOUNT        |
|                      | 02/09/2022   | amcveigh | 610          | \$3.13             | TO CLEAN ACCOUNT        |
|                      | 02/09/2022   | amcveigh | 550          | (\$25.87)          | TO CLEAN ACCOUNT        |
|                      | 02/09/2022   | amcveigh | 610          | \$25.87            | TO CLEAN ACCOUNT        |
|                      | 02/09/2022   | amcveigh | 810          | (\$35.00)          | TO CLEAN ACCOUNT        |
| 02/09/2022           | amcveigh     | 610      | \$35.00      | TO CLEAN ACCOUNT   |                         |
| <b>22000856</b>      |              |          |              | <b>\$0.00</b>      |                         |
| 22000857             | 02/09/2022   | skropp   | 610          | (\$215.00)         |                         |
|                      | 02/09/2022   | skropp   | 810          | \$215.00           |                         |
| <b>22000857</b>      |              |          |              | <b>\$0.00</b>      |                         |

## Budget Transfers By Period

| Journal Entry Number | Date Entered | Operator | Account Code | Transaction Amount | Transaction Description  |
|----------------------|--------------|----------|--------------|--------------------|--------------------------|
| 22000858             | 02/09/2022   | kavaglia | 390          | (\$100.00)         | TO COVER EXPENSES        |
|                      | 02/09/2022   | kavaglia | 610          | \$100.00           | TO COVER EXPENSES        |
| <b>22000858</b>      |              |          |              | <b>\$0.00</b>      |                          |
| 22000859             | 02/10/2022   | jmatthew | 530          | \$1,000.00         | COVERAGE POSTAGE         |
|                      | 02/10/2022   | jmatthew | 330          | (\$1,000.00)       | COVERAGE POSTAGE         |
| <b>22000859</b>      |              |          |              | <b>\$0.00</b>      |                          |
| 22000860             | 02/10/2022   | mbrown1  | 635          | (\$707.46)         | FOR KELLY INV# 565015    |
|                      | 02/10/2022   | mbrown1  | 315          | \$707.46           | FOR KELLY INV# 565015    |
| <b>22000860</b>      |              |          |              | <b>\$0.00</b>      |                          |
| 22000861             | 02/10/2022   | msmith2  | 610          | (\$19.71)          | TRANSFER TO ATTEND 153   |
|                      | 02/10/2022   | msmith2  | 153          | \$19.71            | TRANSFER TO ATTEND 153   |
| <b>22000861</b>      |              |          |              | <b>\$0.00</b>      |                          |
| 22000862             | 02/11/2022   | rking1   | 810          | \$500.00           | TO COVER SHORTAGES       |
|                      | 02/11/2022   | rking1   | 610          | (\$500.00)         | TO COVER SHORTAGES       |
| <b>22000862</b>      |              |          |              | <b>\$0.00</b>      |                          |
| 22000863             | 02/10/2022   | ralexand | 640          | (\$200.00)         | COVER SUPPLIES FOR AS    |
|                      | 02/10/2022   | ralexand | 610          | \$200.00           | COVER SUPPLIES FOR AS    |
| <b>22000863</b>      |              |          |              | <b>\$0.00</b>      |                          |
| 22000864             | 02/11/2022   | kmccormi | 610          | (\$286.00)         | TO PAY INVOICE           |
|                      | 02/11/2022   | kmccormi | 580          | \$286.00           | TO PAY INVOICE           |
|                      | 02/11/2022   | kmccormi | 610          | (\$1,000.00)       | TO PAY INVOICE           |
|                      | 02/11/2022   | kmccormi | 610          | \$1,000.00         | TO PAY INVOICE           |
| <b>22000864</b>      |              |          |              | <b>\$0.00</b>      |                          |
| 22000866             | 02/11/2022   | cmoulden | 610          | (\$500.00)         | TRANSFER FROM 610 TO 430 |
|                      | 02/11/2022   | cmoulden | 430          | \$500.00           | TRANSFER FROM 610 TO 430 |
| <b>22000866</b>      |              |          |              | <b>\$0.00</b>      |                          |
| 22000867             | 02/14/2022   | koswald  | 610          | (\$36.95)          |                          |
|                      | 02/14/2022   | koswald  | 610          | \$36.95            |                          |
| <b>22000867</b>      |              |          |              | <b>\$0.00</b>      |                          |
| 22000868             | 02/15/2022   | kleonard | 640          | (\$12.97)          | TO COVER PAPER EXPENSE   |
|                      | 02/15/2022   | kleonard | 610          | \$12.97            | TO COVER PAPER EXPENSE   |
| <b>22000868</b>      |              |          |              | <b>\$0.00</b>      |                          |
| 22000869             | 02/15/2022   | eronayne | 513          | (\$47.40)          | TRANSFER TO 30R 810      |
|                      | 02/15/2022   | eronayne | 810          | \$47.40            | TRANSFER TO 30R 810      |
| <b>22000869</b>      |              |          |              | <b>\$0.00</b>      |                          |
| 22000870             | 02/15/2022   | kmccormi | 610          | (\$264.00)         | TO PAY INVOICE           |
|                      | 02/15/2022   | kmccormi | 513          | \$264.00           | TO PAY INVOICE           |
| <b>22000870</b>      |              |          |              | <b>\$0.00</b>      |                          |
| 22000872             | 02/15/2022   | kleonard | 610          | (\$32.77)          | TO 640 PER K. MARION     |
|                      | 02/15/2022   | kleonard | 640          | \$32.77            | TO 640 PER K. MARION     |
| <b>22000872</b>      |              |          |              | <b>\$0.00</b>      |                          |

## Budget Transfers By Period

| Journal Entry Number | Date Entered | Operator | Account Code | Transaction Amount | Transaction Description  |
|----------------------|--------------|----------|--------------|--------------------|--------------------------|
| 22000873             | 02/15/2022   | kleonard | 650          | (\$6.79)           | PER REQUEST OF K. MARION |
|                      | 02/15/2022   | kleonard | 640          | \$6.79             | PER REQUEST OF K. MARION |
| <b>22000873</b>      |              |          |              | <b>\$0.00</b>      |                          |
| 22000874             | 02/15/2022   | scatramb | 610          | (\$1,180.00)       | COVER SUBS               |
|                      | 02/15/2022   | scatramb | 315          | \$1,180.00         | COVER SUBS               |
| <b>22000874</b>      |              |          |              | <b>\$0.00</b>      |                          |
| 22000875             | 02/15/2022   | rking1   | 650          | \$10,438.20        | TO COVER SHORTAGES       |
|                      | 02/15/2022   | rking1   | 640          | (\$10,438.20)      | TO COVER SHORTAGES       |
| <b>22000875</b>      |              |          |              | <b>\$0.00</b>      |                          |
| 22000876             | 02/15/2022   | eronayne | 610          | (\$4,050.04)       | TRANSFER TO 30E 610      |
|                      | 02/15/2022   | eronayne | 610          | \$4,050.04         | TRANSFER TO 30E 610      |
| <b>22000876</b>      |              |          |              | <b>\$0.00</b>      |                          |
| 22000877             | 02/16/2022   | ralexand | 513          | (\$600.00)         | COVER BUSES              |
|                      | 02/16/2022   | ralexand | 513          | \$600.00           | COVER BUSES              |
| <b>22000877</b>      |              |          |              | <b>\$0.00</b>      |                          |
| 22000878             | 02/16/2022   | ralexand | 610          | (\$230.00)         | COVER SUPPLIES           |
|                      | 02/16/2022   | ralexand | 390          | \$230.00           | COVER SUPPLIES           |
| <b>22000878</b>      |              |          |              | <b>\$0.00</b>      |                          |
| 22000879             | 02/16/2022   | ralexand | 610          | (\$240.00)         | COVER COACHES            |
|                      | 02/16/2022   | ralexand | 390          | \$240.00           | COVER COACHES            |
| <b>22000879</b>      |              |          |              | <b>\$0.00</b>      |                          |
| 22000880             | 02/16/2022   | ralexand | 610          | (\$400.00)         | COVER COACHES            |
|                      | 02/16/2022   | ralexand | 390          | \$400.00           | COVER COACHES            |
| <b>22000880</b>      |              |          |              | <b>\$0.00</b>      |                          |
| 22000881             | 02/16/2022   | mbrown1  | 610          | (\$2,358.12)       | TO 315 PAYROLL- STETSON  |
|                      | 02/16/2022   | mbrown1  | 315          | \$2,358.12         | TO 315 PAYROLL- STETSON  |
| <b>22000881</b>      |              |          |              | <b>\$0.00</b>      |                          |
| 22000882             | 02/16/2022   | ralexand | 760          | (\$600.00)         | COVER ATTEND. SALARIES   |
|                      | 02/16/2022   | ralexand | 153          | \$600.00           | COVER ATTEND. SALARIES   |
| <b>22000882</b>      |              |          |              | <b>\$0.00</b>      |                          |
| 22000883             | 02/16/2022   | msmith2  | 640          | (\$100.00)         | TRANSFER TO 650          |
|                      | 02/16/2022   | msmith2  | 650          | \$100.00           | TRANSFER TO 650          |
| <b>22000883</b>      |              |          |              | <b>\$0.00</b>      |                          |
| 22000884             | 02/16/2022   | rking1   | 315          | \$400.00           | TO COVER SHORTAGES       |
|                      | 02/16/2022   | rking1   | 610          | (\$400.00)         | TO COVER SHORTAGES       |
| <b>22000884</b>      |              |          |              | <b>\$0.00</b>      |                          |
| 22000885             | 02/17/2022   | amcveigh | 315          | (\$138.36)         | TO COVER DEFICIT         |
|                      | 02/17/2022   | amcveigh | 123          | \$138.36           | TO COVER DEFICIT         |
|                      | 02/17/2022   | amcveigh | 610          | (\$160.95)         | TO COVER DEFICIT         |
|                      | 02/17/2022   | amcveigh | 153          | \$160.95           | TO COVER DEFICIT         |
| <b>22000885</b>      |              |          |              | <b>\$0.00</b>      |                          |

## Budget Transfers By Period

| Journal Entry Number | Date Entered | Operator | Account Code | Transaction Amount | Transaction Description |
|----------------------|--------------|----------|--------------|--------------------|-------------------------|
| 22000886             | 02/17/2022   | kmccormi | 610          | (\$106.97)         | TO PAY FOR TRAVEL       |
|                      | 02/17/2022   | kmccormi | 580          | \$106.97           | TO PAY FOR TRAVEL       |
| <b>22000886</b>      |              |          |              | <b>\$0.00</b>      |                         |
| 22000888             | 02/17/2022   | tsprange | 123          | \$555.03           | NEGATIVE BALANCE        |
|                      | 02/17/2022   | tsprange | 610          | (\$555.03)         | NEGATIVE BALANCE        |
| <b>22000888</b>      |              |          |              | <b>\$0.00</b>      |                         |
| 22000889             | 02/17/2022   | tsprange | 153          | \$18.10            | NEGATIVE BALANCE        |
|                      | 02/17/2022   | tsprange | 640          | (\$18.10)          | NEGATIVE BALANCE        |
| <b>22000889</b>      |              |          |              | <b>\$0.00</b>      |                         |
| 22000891             | 02/17/2022   | cmoulden | 635          | (\$42.86)          | FROM 635 TO 153         |
|                      | 02/17/2022   | cmoulden | 153          | \$42.86            | FROM 635 TO 153         |
| <b>22000891</b>      |              |          |              | <b>\$0.00</b>      |                         |
| 22000892             | 02/17/2022   | skropp   | 810          | (\$500.00)         |                         |
|                      | 02/17/2022   | skropp   | 390          | \$500.00           |                         |
| <b>22000892</b>      |              |          |              | <b>\$0.00</b>      |                         |
| 22000893             | 02/17/2022   | skropp   | 610          | (\$100.00)         |                         |
|                      | 02/17/2022   | skropp   | 390          | \$100.00           |                         |
| <b>22000893</b>      |              |          |              | <b>\$0.00</b>      |                         |
| 22000894             | 02/17/2022   | scatramb | 610          | (\$92.00)          | COVER NEG               |
|                      | 02/17/2022   | scatramb | 153          | \$92.00            | COVER NEG               |
| <b>22000894</b>      |              |          |              | <b>\$0.00</b>      |                         |
| 22000895             | 02/18/2022   | mbrown1  | 640          | (\$940.35)         | FOR PAYROLL 123 ACCT    |
|                      | 02/18/2022   | mbrown1  | 123          | \$940.35           | FOR PAYROLL 123 ACCT    |
|                      | 02/18/2022   | mbrown1  | 153          | (\$2.19)           | FOR PAYROLL 123 ACCT    |
|                      | 02/18/2022   | mbrown1  | 153          | \$2.19             | FOR PAYROLL 123 ACCT    |
| <b>22000895</b>      |              |          |              | <b>\$0.00</b>      |                         |
| 22000896             | 02/18/2022   | mbrown1  | 153          | (\$3.66)           | FOR 30S 153 - OT SARAH  |
|                      | 02/18/2022   | mbrown1  | 153          | \$3.66             | FOR 30S 153 - OT SARAH  |
|                      | 02/18/2022   | mbrown1  | 650          | (\$101.12)         | FOR 30S 153 - OT SARAH  |
|                      | 02/18/2022   | mbrown1  | 610          | \$101.12           | FOR 30S 153 - OT SARAH  |
|                      | 02/18/2022   | mbrown1  | 640          | (\$144.00)         | FOR 30S 153 - OT SARAH  |
|                      | 02/18/2022   | mbrown1  | 610          | \$144.00           | FOR 30S 153 - OT SARAH  |
| <b>22000896</b>      |              |          |              | <b>\$0.00</b>      |                         |
| 22000897             | 02/18/2022   | clee     | 153          | (\$711.80)         |                         |
|                      | 02/18/2022   | clee     | 153          | \$711.80           |                         |
|                      | 02/18/2022   | clee     | 153          | (\$7,045.26)       |                         |
|                      | 02/18/2022   | clee     | 153          | \$7,045.26         |                         |
| <b>22000897</b>      |              |          |              | <b>\$0.00</b>      |                         |
| 22000898             | 02/18/2022   | clee     | 650          | (\$17,061.50)      |                         |
|                      | 02/18/2022   | clee     | 153          | \$17,061.50        |                         |
| <b>22000898</b>      |              |          |              | <b>\$0.00</b>      |                         |

## Budget Transfers By Period

| Journal Entry Number | Date Entered | Operator | Account Code | Transaction Amount | Transaction Description |
|----------------------|--------------|----------|--------------|--------------------|-------------------------|
| 22000901             | 02/18/2022   | clee     | 650          | (\$61,000.00)      |                         |
|                      | 02/18/2022   | clee     | 438          | \$61,000.00        |                         |
| <b>22000901</b>      |              |          |              | <b>\$0.00</b>      |                         |
| 22000902             | 02/18/2022   | clee     | 438          | (\$121,000.00)     |                         |
|                      | 02/18/2022   | clee     | 650          | \$121,000.00       |                         |
| <b>22000902</b>      |              |          |              | <b>\$0.00</b>      |                         |
| 22000903             | 02/18/2022   | clee     | 438          | (\$260.00)         |                         |
|                      | 02/18/2022   | clee     | 650          | \$260.00           |                         |
| <b>22000903</b>      |              |          |              | <b>\$0.00</b>      |                         |
| 22000904             | 02/18/2022   | clee     | 530          | (\$200.00)         |                         |
|                      | 02/18/2022   | clee     | 580          | \$200.00           |                         |
| <b>22000904</b>      |              |          |              | <b>\$0.00</b>      |                         |
| 22000905             | 02/18/2022   | clee     | 530          | (\$117.59)         |                         |
|                      | 02/18/2022   | clee     | 610          | \$117.59           |                         |
| <b>22000905</b>      |              |          |              | <b>\$0.00</b>      |                         |
| 22000906             | 02/18/2022   | clee     | 530          | (\$500.00)         |                         |
|                      | 02/18/2022   | clee     | 580          | \$500.00           |                         |
| <b>22000906</b>      |              |          |              | <b>\$0.00</b>      |                         |
| 22000907             | 02/18/2022   | rking1   | 650          | \$200.00           | TO COVER SHORTAGES      |
|                      | 02/18/2022   | rking1   | 581          | (\$200.00)         | TO COVER SHORTAGES      |
| <b>22000907</b>      |              |          |              | <b>\$0.00</b>      |                         |
| 22000908             | 02/18/2022   | rking1   | 650          | \$200.00           | TO COVER SHORTAGES      |
|                      | 02/18/2022   | rking1   | 581          | (\$200.00)         | TO COVER SHORTAGES      |
| <b>22000908</b>      |              |          |              | <b>\$0.00</b>      |                         |
| 22000909             | 02/18/2022   | rking1   | 650          | \$132.48           | TO COVER SHORTAGES      |
|                      | 02/18/2022   | rking1   | 610          | (\$132.48)         | TO COVER SHORTAGES      |
| <b>22000909</b>      |              |          |              | <b>\$0.00</b>      |                         |
| 22000910             | 02/18/2022   | rking1   | 650          | \$132.48           | TO COVER SHORTAGES      |
|                      | 02/18/2022   | rking1   | 581          | (\$132.48)         | TO COVER SHORTAGES      |
| <b>22000910</b>      |              |          |              | <b>\$0.00</b>      |                         |
| 22000911             | 02/18/2022   | kmccormi | 610          | (\$35.00)          | TO COVER NEG BALANCE    |
|                      | 02/18/2022   | kmccormi | 390          | \$35.00            | TO COVER NEG BALANCE    |
|                      | 02/18/2022   | kmccormi | 610          | (\$39.00)          | TO COVER NEG BALANCE    |
|                      | 02/18/2022   | kmccormi | 153          | \$39.00            | TO COVER NEG BALANCE    |
| <b>22000911</b>      |              |          |              | <b>\$0.00</b>      |                         |
| 22000913             | 02/21/2022   | kmccormi | 610          | (\$750.00)         | TO PAY FOR SUPPLIES     |
|                      | 02/21/2022   | kmccormi | 610          | \$750.00           | TO PAY FOR SUPPLIES     |
| <b>22000913</b>      |              |          |              | <b>\$0.00</b>      |                         |
| 22000914             | 02/21/2022   | kmccormi | 610          | (\$67.00)          | TO PURCHASE SUPPLIES    |
|                      | 02/21/2022   | kmccormi | 610          | \$67.00            | TO PURCHASE SUPPLIES    |
| <b>22000914</b>      |              |          |              | <b>\$0.00</b>      |                         |

## Budget Transfers By Period

| Journal Entry Number | Date Entered | Operator | Account Code | Transaction Amount | Transaction Description |
|----------------------|--------------|----------|--------------|--------------------|-------------------------|
| 22000916             | 02/22/2022   | rking1   | 580          | \$50.00            | TO COVER SHORTAGES      |
|                      | 02/22/2022   | rking1   | 581          | (\$50.00)          | TO COVER SHORTAGES      |
| <b>22000916</b>      |              |          |              | <b>\$0.00</b>      |                         |
| 22000917             | 02/22/2022   | skropp   | 610          | (\$163.67)         |                         |
|                      | 02/22/2022   | skropp   | 513          | \$163.67           |                         |
| <b>22000917</b>      |              |          |              | <b>\$0.00</b>      |                         |
| 22000918             | 02/22/2022   | rking1   | 315          | \$500.00           | TO COER SHORTAGES       |
|                      | 02/22/2022   | rking1   | 610          | (\$500.00)         | TO COER SHORTAGES       |
| <b>22000918</b>      |              |          |              | <b>\$0.00</b>      |                         |
| 22000919             | 02/22/2022   | cmoulden | 430          | (\$2,000.00)       | FROM 70H 610 TO 70H 430 |
|                      | 02/22/2022   | cmoulden | 610          | \$2,000.00         | FROM 70H 610 TO 70H 430 |
| <b>22000919</b>      |              |          |              | <b>\$0.00</b>      |                         |
| 22000920             | 02/22/2022   | kmccormi | 610          | (\$660.00)         | TO PAY INVOICE          |
|                      | 02/22/2022   | kmccormi | 810          | \$660.00           | TO PAY INVOICE          |
| <b>22000920</b>      |              |          |              | <b>\$0.00</b>      |                         |
| 22000921             | 02/22/2022   | kmccormi | 610          | (\$610.00)         | TO PAY INVOICE          |
|                      | 02/22/2022   | kmccormi | 810          | \$610.00           | TO PAY INVOICE          |
| <b>22000921</b>      |              |          |              | <b>\$0.00</b>      |                         |
| 22000922             | 02/22/2022   | cmoulden | 610          | (\$4,000.00)       | FROM 610 TO 430         |
|                      | 02/22/2022   | cmoulden | 430          | \$4,000.00         | FROM 610 TO 430         |
| <b>22000922</b>      |              |          |              | <b>\$0.00</b>      |                         |
| 22000923             | 02/22/2022   | skropp   | 513          | (\$518.86)         |                         |
|                      | 02/22/2022   | skropp   | 444          | \$518.86           |                         |
| <b>22000923</b>      |              |          |              | <b>\$0.00</b>      |                         |
| 22000924             | 02/22/2022   | skropp   | 810          | (\$500.00)         |                         |
|                      | 02/22/2022   | skropp   | 610          | \$500.00           |                         |
| <b>22000924</b>      |              |          |              | <b>\$0.00</b>      |                         |
| 22000926             | 02/22/2022   | skropp   | 610          | (\$100.00)         |                         |
|                      | 02/22/2022   | skropp   | 610          | \$100.00           |                         |
| <b>22000926</b>      |              |          |              | <b>\$0.00</b>      |                         |
| 22000927             | 02/22/2022   | skropp   | 810          | (\$87.30)          |                         |
|                      | 02/22/2022   | skropp   | 610          | \$87.30            |                         |
| <b>22000927</b>      |              |          |              | <b>\$0.00</b>      |                         |
| 22000928             | 02/22/2022   | eronayne | 610          | (\$399.20)         | TRANSFER TO 30X 610     |
|                      | 02/22/2022   | eronayne | 610          | \$399.20           | TRANSFER TO 30X 610     |
| <b>22000928</b>      |              |          |              | <b>\$0.00</b>      |                         |
| 22000929             | 02/22/2022   | mbrown1  | 640          | (\$109.92)         | TO 610 FOR AMAZON PO    |
|                      | 02/22/2022   | mbrown1  | 610          | \$109.92           | TO 610 FOR AMAZON PO    |
| <b>22000929</b>      |              |          |              | <b>\$0.00</b>      |                         |
| 22000930             | 02/22/2022   | rking1   | 610          | \$1,382.96         | TO COVER SHORTAGES      |
|                      | 02/22/2022   | rking1   | 760          | (\$1,382.96)       | TO COVER SHORTAGES      |
| <b>22000930</b>      |              |          |              | <b>\$0.00</b>      |                         |

## Budget Transfers By Period

| Journal Entry Number | Date Entered | Operator | Account Code | Transaction Amount | Transaction Description |
|----------------------|--------------|----------|--------------|--------------------|-------------------------|
| 22000931             | 02/23/2022   | mbrown1  | 640          | (\$544.51)         | TO 315 FOR HERSHEY SUBS |
|                      | 02/23/2022   | mbrown1  | 315          | \$544.51           | TO 315 FOR HERSHEY SUBS |
|                      | 02/23/2022   | mbrown1  | 811          | (\$33.00)          | TO 315 FOR HERSHEY SUBS |
|                      | 02/23/2022   | mbrown1  | 610          | (\$242.77)         | TO 315 FOR HERSHEY SUBS |
|                      | 02/23/2022   | mbrown1  | 580          | \$275.77           | TO 315 FOR HERSHEY SUBS |
| <b>22000931</b>      |              |          |              | <b>\$0.00</b>      |                         |
| 22000932             | 02/23/2022   | kavaglia | 811          | (\$36.00)          | TO COVER EXPENSES       |
|                      | 02/23/2022   | kavaglia | 810          | \$36.00            | TO COVER EXPENSES       |
| <b>22000932</b>      |              |          |              | <b>\$0.00</b>      |                         |
| 22000933             | 02/23/2022   | kavaglia | 640          | (\$0.47)           | TO COVER EXPENSES       |
|                      | 02/23/2022   | kavaglia | 153          | \$0.47             | TO COVER EXPENSES       |
| <b>22000933</b>      |              |          |              | <b>\$0.00</b>      |                         |
| 22000934             | 02/23/2022   | kavaglia | 153          | \$200.00           | TO COVER EXPENSES       |
|                      | 02/23/2022   | kavaglia | 153          | (\$200.00)         | TO COVER EXPENSES       |
| <b>22000934</b>      |              |          |              | <b>\$0.00</b>      |                         |
| 22000935             | 02/23/2022   | amcveigh | 610          | (\$280.78)         | TO COVER DEFICIT        |
|                      | 02/23/2022   | amcveigh | 153          | \$280.78           | TO COVER DEFICIT        |
|                      | 02/23/2022   | amcveigh | 610          | (\$25.76)          | TO COVER DEFICIT        |
|                      | 02/23/2022   | amcveigh | 610          | \$25.76            | TO COVER DEFICIT        |
| <b>22000935</b>      |              |          |              | <b>\$0.00</b>      |                         |
| 22000936             | 02/23/2022   | rking1   | 810          | \$300.00           | TO COVER SHORTAGES      |
|                      | 02/23/2022   | rking1   | 610          | (\$300.00)         | TO COVER SHORTAGES      |
| <b>22000936</b>      |              |          |              | <b>\$0.00</b>      |                         |
| 22000937             | 02/23/2022   | mbrown1  | 811          | (\$129.00)         | TO 610 FOR SUPPLIES     |
|                      | 02/23/2022   | mbrown1  | 640          | (\$80.75)          | TO 610 FOR SUPPLIES     |
|                      | 02/23/2022   | mbrown1  | 650          | (\$573.78)         | TO 610 FOR SUPPLIES     |
|                      | 02/23/2022   | mbrown1  | 810          | (\$300.00)         | TO 610 FOR SUPPLIES     |
|                      | 02/23/2022   | mbrown1  | 580          | (\$500.00)         | TO 610 FOR SUPPLIES     |
|                      | 02/23/2022   | mbrown1  | 610          | \$1,583.53         | TO 610 FOR SUPPLIES     |
| <b>22000937</b>      |              |          |              | <b>\$0.00</b>      |                         |
| 22000938             | 02/23/2022   | ltobin   | 610          | \$4,442.55         |                         |
|                      | 02/23/2022   | ltobin   | 610          | (\$500.00)         |                         |
|                      | 02/23/2022   | ltobin   | 650          | (\$400.00)         |                         |
|                      | 02/23/2022   | ltobin   | 530          | (\$460.02)         |                         |
|                      | 02/23/2022   | ltobin   | 610          | (\$250.00)         |                         |
|                      | 02/23/2022   | ltobin   | 610          | (\$727.41)         |                         |
|                      | 02/23/2022   | ltobin   | 610          | (\$362.40)         |                         |
|                      | 02/23/2022   | ltobin   | 610          | (\$169.62)         |                         |
|                      | 02/23/2022   | ltobin   | 650          | (\$100.00)         |                         |
|                      | 02/23/2022   | ltobin   | 650          | (\$600.00)         |                         |
|                      | 02/23/2022   | ltobin   | 610          | (\$457.10)         |                         |
| 02/23/2022           | ltobin       | 811      | (\$116.00)   |                    |                         |



## Budget Transfers By Period

| Journal Entry Number | Date Entered | Operator | Account Code | Transaction Amount | Transaction Description |
|----------------------|--------------|----------|--------------|--------------------|-------------------------|
| 22000938             | 02/23/2022   | ltobin   | 430          | (\$100.00)         |                         |
|                      | 02/23/2022   | ltobin   | 650          | (\$200.00)         |                         |
| <b>22000938</b>      |              |          |              | <b>\$0.00</b>      |                         |
| 22000939             | 02/24/2022   | skropp   | 610          | (\$700.38)         |                         |
|                      | 02/24/2022   | skropp   | 610          | \$700.38           |                         |
| <b>22000939</b>      |              |          |              | <b>\$0.00</b>      |                         |
| 22000940             | 02/24/2022   | skropp   | 390          | (\$416.00)         |                         |
|                      | 02/24/2022   | skropp   | 610          | \$416.00           |                         |
| <b>22000940</b>      |              |          |              | <b>\$0.00</b>      |                         |
| 22000941             | 02/24/2022   | skropp   | 610          | (\$1,000.00)       |                         |
|                      | 02/24/2022   | skropp   | 610          | \$1,000.00         |                         |
| <b>22000941</b>      |              |          |              | <b>\$0.00</b>      |                         |
| 22000942             | 02/24/2022   | skropp   | 810          | (\$300.00)         |                         |
|                      | 02/24/2022   | skropp   | 610          | \$300.00           |                         |
| <b>22000942</b>      |              |          |              | <b>\$0.00</b>      |                         |
| 22000943             | 02/24/2022   | skropp   | 390          | (\$1,105.00)       |                         |
|                      | 02/24/2022   | skropp   | 610          | \$1,105.00         |                         |
| <b>22000943</b>      |              |          |              | <b>\$0.00</b>      |                         |
| 22000944             | 02/24/2022   | skropp   | 810          | (\$425.00)         |                         |
|                      | 02/24/2022   | skropp   | 610          | \$425.00           |                         |
| <b>22000944</b>      |              |          |              | <b>\$0.00</b>      |                         |
| 22000945             | 02/24/2022   | skropp   | 610          | (\$1.40)           |                         |
|                      | 02/24/2022   | skropp   | 610          | \$1.40             |                         |
| <b>22000945</b>      |              |          |              | <b>\$0.00</b>      |                         |
| 22000946             | 02/24/2022   | skropp   | 810          | (\$7.00)           |                         |
|                      | 02/24/2022   | skropp   | 610          | \$7.00             |                         |
| <b>22000946</b>      |              |          |              | <b>\$0.00</b>      |                         |
| 22000947             | 02/24/2022   | skropp   | 610          | (\$1,100.00)       |                         |
|                      | 02/24/2022   | skropp   | 610          | \$1,100.00         |                         |
| <b>22000947</b>      |              |          |              | <b>\$0.00</b>      |                         |
| 22000948             | 02/24/2022   | skropp   | 513          | (\$200.00)         |                         |
|                      | 02/24/2022   | skropp   | 810          | \$200.00           |                         |
| <b>22000948</b>      |              |          |              | <b>\$0.00</b>      |                         |
| 22000949             | 02/24/2022   | mbrown1  | 610          | (\$650.00)         | FOR GIMKIT LICENSE      |
|                      | 02/24/2022   | mbrown1  | 650          | \$650.00           | FOR GIMKIT LICENSE      |
| <b>22000949</b>      |              |          |              | <b>\$0.00</b>      |                         |
| 22000950             | 02/24/2022   | mbrown1  | 640          | (\$380.00)         | TO 610 FOR SUPPLIES     |
|                      | 02/24/2022   | mbrown1  | 610          | \$380.00           | TO 610 FOR SUPPLIES     |
| <b>22000950</b>      |              |          |              | <b>\$0.00</b>      |                         |
| 22000951             | 02/25/2022   | scatramb | 430          | (\$1,078.00)       | COVER SUBS              |
|                      | 02/25/2022   | scatramb | 315          | \$1,078.00         | COVER SUBS              |
| <b>22000951</b>      |              |          |              | <b>\$0.00</b>      |                         |

## Budget Transfers By Period

| Journal Entry Number | Date Entered | Operator | Account Code | Transaction Amount | Transaction Description  |
|----------------------|--------------|----------|--------------|--------------------|--------------------------|
| 22000952             | 02/25/2022   | mbrown1  | 580          | (\$129.24)         | TO COV HERSHEY SUBS      |
|                      | 02/25/2022   | mbrown1  | 315          | \$129.24           | TO COV HERSHEY SUBS      |
| <b>22000952</b>      |              |          |              | <b>\$0.00</b>      |                          |
| 22000953             | 02/25/2022   | mbrown1  | 610          | (\$23.39)          | TO 1110-06-610 FOR SURGE |
|                      | 02/25/2022   | mbrown1  | 610          | \$23.39            | TO 1110-06-610 FOR SURGE |
| <b>22000953</b>      |              |          |              | <b>\$0.00</b>      |                          |
| 22000954             | 02/25/2022   | mdanbach | 610          | (\$500.00)         | BUDGET TRANS             |
|                      | 02/25/2022   | mdanbach | 610          | \$500.00           | BUDGET TRANS             |
| <b>22000954</b>      |              |          |              | <b>\$0.00</b>      |                          |
| 22000955             | 02/25/2022   | cmoulden | 762          | (\$18,000.00)      | FROM 913 TO 914          |
|                      | 02/25/2022   | cmoulden | 752          | (\$20,000.00)      | FROM 913 TO 914          |
|                      | 02/25/2022   | cmoulden | 762          | \$38,000.00        | FROM 913 TO 914          |
| <b>22000955</b>      |              |          |              | <b>\$0.00</b>      |                          |
| 22000956             | 03/01/2022   | eronayne | 610          | (\$530.58)         | TRANSFER TO 30X 580      |
|                      | 03/01/2022   | eronayne | 580          | \$530.58           | TRANSFER TO 30X 580      |
| <b>22000956</b>      |              |          |              | <b>\$0.00</b>      |                          |
| 22000957             | 03/01/2022   | cmoulden | 424          | (\$95.00)          | FROM 71E TO 71D 911      |
|                      | 03/01/2022   | cmoulden | 449          | \$95.00            | FROM 71E TO 71D 911      |
| <b>22000957</b>      |              |          |              | <b>\$0.00</b>      |                          |
| 22000958             | 03/01/2022   | nkelly   | 581          | (\$200.00)         | COVER SHORTAGE           |
|                      | 03/01/2022   | nkelly   | 580          | \$200.00           | COVER SHORTAGE           |
| <b>22000958</b>      |              |          |              | <b>\$0.00</b>      |                          |
| 22000959             | 03/01/2022   | rking1   | 430          | \$213.11           | TO COVER SHORTAGES       |
|                      | 03/01/2022   | rking1   | 610          | (\$213.11)         | TO COVER SHORTAGES       |
| <b>22000959</b>      |              |          |              | <b>\$0.00</b>      |                          |
| 22000960             | 03/01/2022   | rking1   | 610          | \$7,000.00         | TO COVER SHORTAGES       |
|                      | 03/01/2022   | rking1   | 650          | (\$7,000.00)       | TO COVER SHORTAGES       |
| <b>22000960</b>      |              |          |              | <b>\$0.00</b>      |                          |
| 22000961             | 03/01/2022   | rking1   | 811          | \$700.00           | TO COVER SHORTAGES       |
|                      | 03/01/2022   | rking1   | 581          | (\$700.00)         | TO COVER SHORTAGES       |
| <b>22000961</b>      |              |          |              | <b>\$0.00</b>      |                          |
| 22000962             | 03/01/2022   | msmith2  | 610          | (\$1,549.16)       | TRANSFER TO 580          |
|                      | 03/01/2022   | msmith2  | 580          | \$1,549.16         | TRANSFER TO 580          |
| <b>22000962</b>      |              |          |              | <b>\$0.00</b>      |                          |
| 22000963             | 03/01/2022   | msmith2  | 811          | (\$670.00)         | TRANSFER TO 580          |
|                      | 03/01/2022   | msmith2  | 580          | \$670.00           | TRANSFER TO 580          |
| <b>22000963</b>      |              |          |              | <b>\$0.00</b>      |                          |
| 22000964             | 03/01/2022   | msmith2  | 610          | (\$730.00)         | TRANSFER TO MARK 580     |
|                      | 03/01/2022   | msmith2  | 580          | \$730.00           | TRANSFER TO MARK 580     |
| <b>22000964</b>      |              |          |              | <b>\$0.00</b>      |                          |
| 22000965             | 03/01/2022   | rking1   | 390          | \$1,421.54         | TO COVER SHORTAGES       |
|                      | 03/01/2022   | rking1   | 610          | (\$82.57)          | TO COVER SHORTAGES       |

## Budget Transfers By Period

| Journal Entry Number | Date Entered | Operator | Account Code | Transaction Amount | Transaction Description |
|----------------------|--------------|----------|--------------|--------------------|-------------------------|
| 22000965             | 03/01/2022   | rking1   | 315          | (\$700.00)         | TO COVER SHORTAGES      |
|                      | 03/01/2022   | rking1   | 123          | (\$638.97)         | TO COVER SHORTAGES      |
| <b>22000965</b>      |              |          |              | <b>\$0.00</b>      |                         |
| 22000966             | 03/01/2022   | rking1   | 810          | \$1,000.00         | TO COVER SHORTAGES      |
|                      | 03/01/2022   | rking1   | 610          | (\$1,000.00)       | TO COVER SHORTAGES      |
| <b>22000966</b>      |              |          |              | <b>\$0.00</b>      |                         |
| 22000967             | 03/02/2022   | kpatters | 640          | (\$2,000.00)       | COVER EXPENSE           |
|                      | 03/02/2022   | kpatters | 610          | \$2,000.00         | COVER EXPENSE           |
| <b>22000967</b>      |              |          |              | <b>\$0.00</b>      |                         |
| 22000968             | 03/02/2022   | kmccormi | 610          | (\$1,500.00)       | TO BUY SUPPLIES         |
|                      | 03/02/2022   | kmccormi | 610          | \$1,500.00         | TO BUY SUPPLIES         |
|                      | 03/02/2022   | kmccormi | 610          | (\$335.00)         | TO BUY SUPPLIES         |
|                      | 03/02/2022   | kmccormi | 610          | \$335.00           | TO BUY SUPPLIES         |
| <b>22000968</b>      |              |          |              | <b>\$0.00</b>      |                         |
| 22000969             | 03/02/2022   | kmccormi | 513          | (\$255.54)         | TO BUY SUPPLIES         |
|                      | 03/02/2022   | kmccormi | 610          | \$255.54           | TO BUY SUPPLIES         |
|                      | 03/02/2022   | kmccormi | 513          | (\$400.00)         | TO BUY SUPPLIES         |
|                      | 03/02/2022   | kmccormi | 610          | \$400.00           | TO BUY SUPPLIES         |
|                      | 03/02/2022   | kmccormi | 513          | (\$1,000.00)       | TO BUY SUPPLIES         |
|                      | 03/02/2022   | kmccormi | 610          | \$1,000.00         | TO BUY SUPPLIES         |
|                      | 03/02/2022   | kmccormi | 513          | (\$800.00)         | TO BUY SUPPLIES         |
|                      | 03/02/2022   | kmccormi | 610          | \$800.00           | TO BUY SUPPLIES         |
|                      | 03/02/2022   | kmccormi | 513          | (\$500.00)         | TO BUY SUPPLIES         |
|                      | 03/02/2022   | kmccormi | 610          | \$500.00           | TO BUY SUPPLIES         |
|                      | 03/02/2022   | kmccormi | 513          | (\$217.77)         | TO BUY SUPPLIES         |
|                      | 03/02/2022   | kmccormi | 610          | \$217.77           | TO BUY SUPPLIES         |
| <b>22000969</b>      |              |          |              | <b>\$0.00</b>      |                         |
| 22000970             | 03/02/2022   | kmccormi | 610          | (\$1,961.00)       | TO BUY SUPPLIES         |
|                      | 03/02/2022   | kmccormi | 610          | \$1,961.00         | TO BUY SUPPLIES         |
|                      | 03/02/2022   | kmccormi | 610          | (\$750.00)         | TO BUY SUPPLIES         |
|                      | 03/02/2022   | kmccormi | 610          | \$750.00           | TO BUY SUPPLIES         |
|                      | 03/02/2022   | kmccormi | 610          | (\$750.00)         | TO BUY SUPPLIES         |
|                      | 03/02/2022   | kmccormi | 610          | \$750.00           | TO BUY SUPPLIES         |
| <b>22000970</b>      |              |          |              | <b>\$0.00</b>      |                         |
| 22000971             | 03/02/2022   | kmccormi | 610          | (\$400.00)         | TO BUY SUPPLIES         |
|                      | 03/02/2022   | kmccormi | 610          | \$400.00           | TO BUY SUPPLIES         |
| <b>22000971</b>      |              |          |              | <b>\$0.00</b>      |                         |
| 22000972             | 03/02/2022   | kmccormi | 610          | (\$4.10)           | TO BUY SUPPLIES         |
|                      | 03/02/2022   | kmccormi | 610          | \$4.10             | TO BUY SUPPLIES         |
|                      | 03/02/2022   | kmccormi | 610          | (\$100.00)         | TO BUY SUPPLIES         |
|                      | 03/02/2022   | kmccormi | 610          | \$100.00           | TO BUY SUPPLIES         |
|                      | 03/02/2022   | kmccormi | 610          | (\$161.04)         | TO BUY SUPPLIES         |

## Budget Transfers By Period

| Journal Entry Number | Date Entered    | Operator | Account Code | Transaction Amount | Transaction Description |
|----------------------|-----------------|----------|--------------|--------------------|-------------------------|
| 22000972             | 03/02/2022      | kmccormi | 610          | \$161.04           | TO BUY SUPPLIES         |
|                      | 03/02/2022      | kmccormi | 610          | (\$514.00)         | TO BUY SUPPLIES         |
|                      | 03/02/2022      | kmccormi | 610          | \$514.00           | TO BUY SUPPLIES         |
|                      | 03/02/2022      | kmccormi | 610          | (\$48.40)          | TO BUY SUPPLIES         |
|                      | 03/02/2022      | kmccormi | 610          | \$48.40            | TO BUY SUPPLIES         |
|                      | 03/02/2022      | kmccormi | 610          | (\$3.00)           | TO BUY SUPPLIES         |
|                      | 03/02/2022      | kmccormi | 610          | \$3.00             | TO BUY SUPPLIES         |
|                      | 03/02/2022      | kmccormi | 610          | (\$220.50)         | TO BUY SUPPLIES         |
|                      | 03/02/2022      | kmccormi | 610          | \$220.50           | TO BUY SUPPLIES         |
|                      | 03/02/2022      | kmccormi | 610          | (\$50.00)          | TO BUY SUPPLIES         |
|                      | 03/02/2022      | kmccormi | 610          | \$50.00            | TO BUY SUPPLIES         |
|                      | 03/02/2022      | kmccormi | 610          | (\$0.91)           | TO BUY SUPPLIES         |
|                      | 03/02/2022      | kmccormi | 610          | \$0.91             | TO BUY SUPPLIES         |
|                      | <b>22000972</b> |          |              |                    | <b>\$0.00</b>           |
| 22000973             | 03/02/2022      | kmccormi | 390          | (\$974.50)         | TO BUY SUPPLIES         |
|                      | 03/02/2022      | kmccormi | 610          | \$974.50           | TO BUY SUPPLIES         |
| <b>22000973</b>      |                 |          |              | <b>\$0.00</b>      |                         |
| 22000974             | 03/02/2022      | kmccormi | 810          | (\$1.00)           | TO BUY SUPPLIES         |
|                      | 03/02/2022      | kmccormi | 610          | \$1.00             | TO BUY SUPPLIES         |
|                      | 03/02/2022      | kmccormi | 810          | (\$1,012.00)       | TO BUY SUPPLIES         |
|                      | 03/02/2022      | kmccormi | 610          | \$1,012.00         | TO BUY SUPPLIES         |
| <b>22000974</b>      |                 |          |              | <b>\$0.00</b>      |                         |
| 22000975             | 03/02/2022      | scatramb | 430          | (\$710.00)         | COVER SUBS              |
|                      | 03/02/2022      | scatramb | 315          | \$710.00           | COVER SUBS              |
| <b>22000975</b>      |                 |          |              | <b>\$0.00</b>      |                         |
| 22000976             | 03/02/2022      | amcveigh | 610          | (\$203.96)         | TO CLEAN ACCOUNTS       |
|                      | 03/02/2022      | amcveigh | 610          | \$203.96           | TO CLEAN ACCOUNTS       |
|                      | 03/02/2022      | amcveigh | 610          | (\$500.00)         | TO CLEAN ACCOUNTS       |
|                      | 03/02/2022      | amcveigh | 610          | \$500.00           | TO CLEAN ACCOUNTS       |
| <b>22000976</b>      |                 |          |              | <b>\$0.00</b>      |                         |
| 22000978             | 03/02/2022      | kmccormi | 610          | (\$1,035.00)       | TO PAY TRAVEL           |
|                      | 03/02/2022      | kmccormi | 580          | \$1,035.00         | TO PAY TRAVEL           |
|                      | 03/02/2022      | kmccormi | 610          | (\$416.14)         | TO PAY TRAVEL           |
|                      | 03/02/2022      | kmccormi | 580          | \$416.14           | TO PAY TRAVEL           |
| <b>22000978</b>      |                 |          |              | <b>\$0.00</b>      |                         |
| 22000979             | 03/02/2022      | kmccormi | 610          | (\$600.00)         | TO PAY INVOICE          |
|                      | 03/02/2022      | kmccormi | 810          | \$600.00           | TO PAY INVOICE          |
| <b>22000979</b>      |                 |          |              | <b>\$0.00</b>      |                         |
| 22000981             | 03/02/2022      | kmccormi | 610          | (\$75.00)          | TO PAY FEE              |
|                      | 03/02/2022      | kmccormi | 810          | \$75.00            | TO PAY FEE              |
| <b>22000981</b>      |                 |          |              | <b>\$0.00</b>      |                         |

## Budget Transfers By Period

| Journal Entry Number | Date Entered | Operator | Account Code | Transaction Amount | Transaction Description |
|----------------------|--------------|----------|--------------|--------------------|-------------------------|
| 22000983             | 03/02/2022   | jmatthew | 330          | (\$5,000.00)       | COVER FULTON FEES       |
|                      | 03/02/2022   | jmatthew | 390          | \$5,000.00         | COVER FULTON FEES       |
| <b>22000983</b>      |              |          |              | <b>\$0.00</b>      |                         |
| 22000984             | 03/02/2022   | jmatthew | 390          | (\$5,000.00)       | COVER FULTON FEES       |
|                      | 03/02/2022   | jmatthew | 810          | \$5,000.00         | COVER FULTON FEES       |
| <b>22000984</b>      |              |          |              | <b>\$0.00</b>      |                         |
| 22000985             | 03/02/2022   | kavaglia | 430          | (\$536.87)         | TO COVER EXPENSES       |
|                      | 03/02/2022   | kavaglia | 430          | \$536.87           | TO COVER EXPENSES       |
| <b>22000985</b>      |              |          |              | <b>\$0.00</b>      |                         |
| 22000986             | 03/03/2022   | rking1   | 610          | \$6,000.00         | TO COVER SHORTAGES      |
|                      | 03/03/2022   | rking1   | 650          | (\$6,000.00)       | TO COVER SHORTAGES      |
| <b>22000986</b>      |              |          |              | <b>\$0.00</b>      |                         |
| 22000988             | 03/03/2022   | tmbaxter | 610          | (\$150.00)         |                         |
|                      | 03/03/2022   | tmbaxter | 610          | \$150.00           |                         |
| <b>22000988</b>      |              |          |              | <b>\$0.00</b>      |                         |
| 22000989             | 03/03/2022   | kzaleta  | 317          | (\$15,000.00)      | COVER FUNDS             |
|                      | 03/03/2022   | kzaleta  | 610          | \$15,000.00        | COVER FUNDS             |
| <b>22000989</b>      |              |          |              | <b>\$0.00</b>      |                         |
| 22000990             | 03/03/2022   | ralexand | 430          | (\$213.00)         | COVER SUPPLIES          |
|                      | 03/03/2022   | ralexand | 610          | \$213.00           | COVER SUPPLIES          |
| <b>22000990</b>      |              |          |              | <b>\$0.00</b>      |                         |
| 22000991             | 03/03/2022   | eronayne | 610          | (\$82.49)          | TRANSFER TO 30X 580     |
|                      | 03/03/2022   | eronayne | 580          | \$82.49            | TRANSFER TO 30X 580     |
| <b>22000991</b>      |              |          |              | <b>\$0.00</b>      |                         |
| 22000992             | 03/03/2022   | mbrown1  | 610          | (\$825.47)         | FOR NATIONALS TRIP PO   |
|                      | 03/03/2022   | mbrown1  | 580          | \$825.47           | FOR NATIONALS TRIP PO   |
|                      | 03/03/2022   | mbrown1  | 610          | (\$155.00)         | FOR NATIONALS TRIP PO   |
|                      | 03/03/2022   | mbrown1  | 811          | \$155.00           | FOR NATIONALS TRIP PO   |
| <b>22000992</b>      |              |          |              | <b>\$0.00</b>      |                         |
| 22000993             | 03/03/2022   | mbrown1  | 610          | (\$117.75)         | TO COV NATIONALS FLIGHT |
|                      | 03/03/2022   | mbrown1  | 580          | \$117.75           | TO COV NATIONALS FLIGHT |
|                      | 03/03/2022   | mbrown1  | 610          | (\$167.25)         | TO COV NATIONALS FLIGHT |
|                      | 03/03/2022   | mbrown1  | 580          | \$167.25           | TO COV NATIONALS FLIGHT |
| <b>22000993</b>      |              |          |              | <b>\$0.00</b>      |                         |
| 22000994             | 03/03/2022   | mdanbach | 610          | (\$800.00)         |                         |
|                      | 03/03/2022   | mdanbach | 610          | \$800.00           |                         |
| <b>22000994</b>      |              |          |              | <b>\$0.00</b>      |                         |
| 22000995             | 03/03/2022   | ehayes   | 153          | (\$1,800.00)       | PROF DEV TRAVEL         |
|                      | 03/03/2022   | ehayes   | 581          | \$1,800.00         | PROF DEV TRAVEL         |
| <b>22000995</b>      |              |          |              | <b>\$0.00</b>      |                         |

## Budget Transfers By Period

| Journal Entry Number | Date Entered | Operator | Account Code | Transaction Amount | Transaction Description |
|----------------------|--------------|----------|--------------|--------------------|-------------------------|
| 22000996             | 03/03/2022   | ehayes   | 530          | (\$3,000.00)       | PROF DEV TRAVEL         |
|                      | 03/03/2022   | ehayes   | 581          | \$3,000.00         | PROF DEV TRAVEL         |
| <b>22000996</b>      |              |          |              | <b>\$0.00</b>      |                         |
| 22000997             | 03/03/2022   | ehayes   | 610          | (\$2,000.00)       | PROF DEV TRAVEL         |
|                      | 03/03/2022   | ehayes   | 581          | \$2,000.00         | PROF DEV TRAVEL         |
| <b>22000997</b>      |              |          |              | <b>\$0.00</b>      |                         |
| 22000999             | 03/04/2022   | eronayne | 610          | (\$7,160.00)       | TRANSFER TO 30E 610     |
|                      | 03/04/2022   | eronayne | 610          | \$7,160.00         | TRANSFER TO 30E 610     |
| <b>22000999</b>      |              |          |              | <b>\$0.00</b>      |                         |
| 22001000             | 03/04/2022   | msmith2  | 610          | (\$1,000.00)       | TRANSFER TO 123         |
|                      | 03/04/2022   | msmith2  | 123          | \$1,000.00         | TRANSFER TO 123         |
| <b>22001000</b>      |              |          |              | <b>\$0.00</b>      |                         |
| 22001001             | 03/04/2022   | rking1   | 315          | \$1,600.00         | TO COVER SHORTAGES      |
|                      | 03/04/2022   | rking1   | 650          | (\$1,600.00)       | TO COVER SHORTAGES      |
| <b>22001001</b>      |              |          |              | <b>\$0.00</b>      |                         |
| 22001002             | 03/04/2022   | rking1   | 315          | \$300.00           | TO COVER SHORTAGES      |
|                      | 03/04/2022   | rking1   | 650          | (\$300.00)         | TO COVER SHORTAGES      |
| <b>22001002</b>      |              |          |              | <b>\$0.00</b>      |                         |
| 22001003             | 03/04/2022   | rking1   | 315          | \$1,000.00         | TO COVER SHORTAGES      |
|                      | 03/04/2022   | rking1   | 581          | (\$1,000.00)       | TO COVER SHORTAGES      |
| <b>22001003</b>      |              |          |              | <b>\$0.00</b>      |                         |
| 22001004             | 03/07/2022   | kleonard | 640          | (\$433.12)         | TO 610 PER KORLANDO     |
|                      | 03/07/2022   | kleonard | 610          | \$433.12           | TO 610 PER KORLANDO     |
| <b>22001004</b>      |              |          |              | <b>\$0.00</b>      |                         |
| 22001005             | 03/07/2022   | kleonard | 650          | (\$1,000.00)       | TO 610 PER KORLANDO     |
|                      | 03/07/2022   | kleonard | 610          | \$1,000.00         | TO 610 PER KORLANDO     |
| <b>22001005</b>      |              |          |              | <b>\$0.00</b>      |                         |
| 22001006             | 03/07/2022   | mdanbach | 640          | (\$300.00)         |                         |
|                      | 03/07/2022   | mdanbach | 610          | \$300.00           |                         |
| <b>22001006</b>      |              |          |              | <b>\$0.00</b>      |                         |
| 22001008             | 03/07/2022   | rking1   | 315          | \$5,000.00         | TO COVER SHORTAGES      |
|                      | 03/07/2022   | rking1   | 640          | (\$5,000.00)       | TO COVER SHORTAGES      |
| <b>22001008</b>      |              |          |              | <b>\$0.00</b>      |                         |
| 22001009             | 03/07/2022   | rking1   | 810          | \$190.00           | TO COVER SHORTAGES      |
|                      | 03/07/2022   | rking1   | 610          | (\$190.00)         | TO COVER SHORTAGES      |
| <b>22001009</b>      |              |          |              | <b>\$0.00</b>      |                         |
| 22001010             | 03/07/2022   | kavaglia | 430          | (\$250.00)         | TO COVER EXPENSES       |
|                      | 03/07/2022   | kavaglia | 610          | \$250.00           | TO COVER EXPENSES       |
| <b>22001010</b>      |              |          |              | <b>\$0.00</b>      |                         |
| 22001011             | 03/07/2022   | kavaglia | 640          | (\$200.00)         | TO COVER EXPENSES       |
|                      | 03/07/2022   | kavaglia | 610          | \$200.00           | TO COVER EXPENSES       |
| <b>22001011</b>      |              |          |              | <b>\$0.00</b>      |                         |

## Budget Transfers By Period

| Journal Entry Number | Date Entered | Operator | Account Code | Transaction Amount | Transaction Description   |
|----------------------|--------------|----------|--------------|--------------------|---------------------------|
| 22001012             | 03/08/2022   | mbrown1  | 610          | (\$77.80)          | TO MATH FOR OFC DEP PO    |
|                      | 03/08/2022   | mbrown1  | 610          | \$77.80            | TO MATH FOR OFC DEP PO    |
| <b>22001012</b>      |              |          |              | <b>\$0.00</b>      |                           |
| 22001013             | 03/08/2022   | kleonard | 640          | (\$193.00)         | PER REQUEST FROM JKREAMER |
|                      | 03/08/2022   | kleonard | 513          | \$193.00           | PER REQUEST FROM JKREAMER |
| <b>22001013</b>      |              |          |              | <b>\$0.00</b>      |                           |
| 22001014             | 03/08/2022   | mdanbach | 513          | (\$10.00)          |                           |
|                      | 03/08/2022   | mdanbach | 390          | \$10.00            |                           |
| <b>22001014</b>      |              |          |              | <b>\$0.00</b>      |                           |
| 22001015             | 03/08/2022   | mdanbach | 390          | (\$400.00)         |                           |
|                      | 03/08/2022   | mdanbach | 513          | (\$400.00)         |                           |
|                      | 03/08/2022   | mdanbach | 610          | \$800.00           |                           |
| <b>22001015</b>      |              |          |              | <b>\$0.00</b>      |                           |
| 22001016             | 03/08/2022   | mdanbach | 513          | (\$62.00)          |                           |
|                      | 03/08/2022   | mdanbach | 513          | (\$62.00)          |                           |
|                      | 03/08/2022   | mdanbach | 390          | \$124.00           |                           |
| <b>22001016</b>      |              |          |              | <b>\$0.00</b>      |                           |
| 22001018             | 03/08/2022   | rking1   | 610          | \$2,000.00         | TO COVER SHORTAGES        |
|                      | 03/08/2022   | rking1   | 650          | (\$2,000.00)       | TO COVER SHORTAGES        |
| <b>22001018</b>      |              |          |              | <b>\$0.00</b>      |                           |
| 22001019             | 03/08/2022   | kmccormi | 513          | (\$230.00)         | TO PAY BUS BILLS          |
|                      | 03/08/2022   | kmccormi | 513          | \$230.00           | TO PAY BUS BILLS          |
|                      | 03/08/2022   | kmccormi | 513          | (\$427.00)         | TO PAY BUS BILLS          |
|                      | 03/08/2022   | kmccormi | 513          | \$427.00           | TO PAY BUS BILLS          |
|                      | 03/08/2022   | kmccormi | 513          | (\$283.00)         | TO PAY BUS BILLS          |
|                      | 03/08/2022   | kmccormi | 513          | \$283.00           | TO PAY BUS BILLS          |
| <b>22001019</b>      |              |          |              | <b>\$0.00</b>      |                           |
| 22001020             | 03/09/2022   | clee     | 650          | \$5,000.00         |                           |
|                      | 03/09/2022   | clee     | 438          | (\$5,000.00)       |                           |
| <b>22001020</b>      |              |          |              | <b>\$0.00</b>      |                           |
| 22001021             | 03/09/2022   | skropp   | 610          | (\$200.00)         |                           |
|                      | 03/09/2022   | skropp   | 580          | \$200.00           |                           |
| <b>22001021</b>      |              |          |              | <b>\$0.00</b>      |                           |
| 22001022             | 03/09/2022   | cmoulden | 610          | (\$862.00)         | FROM 70S 610 TO 0S 650    |
|                      | 03/09/2022   | cmoulden | 650          | \$862.00           | FROM 70S 610 TO 0S 650    |
| <b>22001022</b>      |              |          |              | <b>\$0.00</b>      |                           |
| 22001023             | 03/09/2022   | rking1   | 610          | \$1,000.00         | TO COVER SHORTAGES        |
|                      | 03/09/2022   | rking1   | 650          | (\$1,000.00)       | TO COVER SHORTAGES        |
| <b>22001023</b>      |              |          |              | <b>\$0.00</b>      |                           |
| 22001024             | 03/09/2022   | rking1   | 610          | \$2,836.29         | TO COVER SHORTAGES        |
|                      | 03/09/2022   | rking1   | 760          | (\$2,836.29)       | TO COVER SHORTAGES        |
| <b>22001024</b>      |              |          |              | <b>\$0.00</b>      |                           |

## Budget Transfers By Period

| Journal Entry Number | Date Entered | Operator | Account Code | Transaction Amount | Transaction Description  |
|----------------------|--------------|----------|--------------|--------------------|--------------------------|
| 22001025             | 03/09/2022   | kavaglia | 640          | (\$27.25)          | TO COVER EXPENSES        |
|                      | 03/09/2022   | kavaglia | 430          | \$27.25            | TO COVER EXPENSES        |
| <b>22001025</b>      |              |          |              | <b>\$0.00</b>      |                          |
| 22001026             | 03/09/2022   | ralexand | 390          | (\$70.00)          | COVER REPAIRS            |
|                      | 03/09/2022   | ralexand | 430          | \$70.00            | COVER REPAIRS            |
| <b>22001026</b>      |              |          |              | <b>\$0.00</b>      |                          |
| 22001027             | 03/09/2022   | ralexand | 513          | (\$35.00)          | COVER REPAIRS            |
|                      | 03/09/2022   | ralexand | 430          | \$35.00            | COVER REPAIRS            |
| <b>22001027</b>      |              |          |              | <b>\$0.00</b>      |                          |
| 22001028             | 03/09/2022   | ralexand | 390          | (\$100.00)         | COVER REPAIRS            |
|                      | 03/09/2022   | ralexand | 430          | \$100.00           | COVER REPAIRS            |
| <b>22001028</b>      |              |          |              | <b>\$0.00</b>      |                          |
| 22001029             | 03/09/2022   | ralexand | 430          | (\$1,000.00)       | COVER REPAIRS            |
|                      | 03/09/2022   | ralexand | 430          | \$1,000.00         | COVER REPAIRS            |
| <b>22001029</b>      |              |          |              | <b>\$0.00</b>      |                          |
| 22001030             | 03/09/2022   | mpitt    | 610          | (\$400.00)         | BALANCE NEG ACCT         |
|                      | 03/09/2022   | mpitt    | 153          | \$400.00           | BALANCE NEG ACCT         |
| <b>22001030</b>      |              |          |              | <b>\$0.00</b>      |                          |
| 22001031             | 03/09/2022   | koswald  | 581          | (\$1,000.00)       |                          |
|                      | 03/09/2022   | koswald  | 610          | \$1,000.00         |                          |
|                      | 03/09/2022   | koswald  | 610          | (\$965.55)         |                          |
|                      | 03/09/2022   | koswald  | 610          | \$965.55           |                          |
| <b>22001031</b>      |              |          |              | <b>\$0.00</b>      |                          |
| 22001032             | 03/09/2022   | rking1   | 811          | \$77.00            | TO COVER SHORTAGES       |
|                      | 03/09/2022   | rking1   | 610          | (\$77.00)          | TO COVER SHORTAGES       |
| <b>22001032</b>      |              |          |              | <b>\$0.00</b>      |                          |
| 22001033             | 03/10/2022   | rking1   | 581          | \$800.00           | TO COVER SHORTAGES       |
|                      | 03/10/2022   | rking1   | 610          | (\$800.00)         | TO COVER SHORTAGES       |
| <b>22001033</b>      |              |          |              | <b>\$0.00</b>      |                          |
| 22001034             | 03/10/2022   | cmoulden | 430          | (\$50,000.00)      | FROM 70Q 430 TO 70H 610  |
|                      | 03/10/2022   | cmoulden | 610          | \$50,000.00        | FROM 70Q 430 TO 70H 610  |
| <b>22001034</b>      |              |          |              | <b>\$0.00</b>      |                          |
| 22001035             | 03/10/2022   | mbrown1  | 610          | (\$93.40)          | FOR US FOODS INV#2641138 |
|                      | 03/10/2022   | mbrown1  | 610          | \$93.40            | FOR US FOODS INV#2641138 |
| <b>22001035</b>      |              |          |              | <b>\$0.00</b>      |                          |
| 22001036             | 03/10/2022   | mbrown1  | 610          | (\$7.00)           | FOR US FOODS INV#2641138 |
|                      | 03/10/2022   | mbrown1  | 610          | \$7.00             | FOR US FOODS INV#2641138 |
| <b>22001036</b>      |              |          |              | <b>\$0.00</b>      |                          |
| 22001037             | 03/10/2022   | mdanbach | 640          | (\$1,000.00)       |                          |
|                      | 03/10/2022   | mdanbach | 610          | \$1,000.00         |                          |
| <b>22001037</b>      |              |          |              | <b>\$0.00</b>      |                          |



## Budget Transfers By Period

| Journal Entry Number | Date Entered | Operator | Account Code | Transaction Amount | Transaction Description |
|----------------------|--------------|----------|--------------|--------------------|-------------------------|
| 22001039             | 03/10/2022   | eronayne | 610          | (\$77.22)          | TRANSFER TO 30R 580     |
|                      | 03/10/2022   | eronayne | 580          | \$77.22            | TRANSFER TO 30R 580     |
| <b>22001039</b>      |              |          |              | <b>\$0.00</b>      |                         |
| 22001040             | 03/11/2022   | lteodoro | 810          | (\$100.00)         | HS ATHLETIC EXPENSES    |
|                      | 03/11/2022   | lteodoro | 449          | \$100.00           | HS ATHLETIC EXPENSES    |
| <b>22001040</b>      |              |          |              | <b>\$0.00</b>      |                         |
| 22001041             | 03/11/2022   | skropp   | 513          | (\$94.42)          |                         |
|                      | 03/11/2022   | skropp   | 513          | \$94.42            |                         |
| <b>22001041</b>      |              |          |              | <b>\$0.00</b>      |                         |
| 22001042             | 03/11/2022   | skropp   | 610          | (\$328.46)         |                         |
|                      | 03/11/2022   | skropp   | 513          | \$328.46           |                         |
| <b>22001042</b>      |              |          |              | <b>\$0.00</b>      |                         |
| 22001043             | 03/11/2022   | eronayne | 513          | (\$679.02)         | TRANSFER TO 30R 513     |
|                      | 03/11/2022   | eronayne | 513          | \$679.02           | TRANSFER TO 30R 513     |
| <b>22001043</b>      |              |          |              | <b>\$0.00</b>      |                         |
| 22001044             | 03/11/2022   | eronayne | 513          | (\$352.99)         | TRANSFER TO 30I 513     |
|                      | 03/11/2022   | eronayne | 513          | \$352.99           | TRANSFER TO 30I 513     |
| <b>22001044</b>      |              |          |              | <b>\$0.00</b>      |                         |
| 22001045             | 03/11/2022   | eronayne | 513          | (\$94.42)          | TRANSFER TO 302 513     |
|                      | 03/11/2022   | eronayne | 513          | \$94.42            | TRANSFER TO 302 513     |
| <b>22001045</b>      |              |          |              | <b>\$0.00</b>      |                         |
| 22001046             | 03/11/2022   | ralexand | 810          | (\$500.00)         | COVER SUPPLIES          |
|                      | 03/11/2022   | ralexand | 610          | \$500.00           | COVER SUPPLIES          |
| <b>22001046</b>      |              |          |              | <b>\$0.00</b>      |                         |
| 22001047             | 03/11/2022   | amcveigh | 640          | (\$1,052.21)       | TO COVER PURCHASE       |
|                      | 03/11/2022   | amcveigh | 650          | \$1,052.21         | TO COVER PURCHASE       |
| <b>22001047</b>      |              |          |              | <b>\$0.00</b>      |                         |
| 22001048             | 03/14/2022   | mbrown1  | 315          | (\$6,331.26)       | TO REPAY ACCTS          |
|                      | 03/14/2022   | mbrown1  | 610          | \$6,331.26         | TO REPAY ACCTS          |
| <b>22001048</b>      |              |          |              | <b>\$0.00</b>      |                         |
| 22001049             | 03/14/2022   | ralexand | 760          | (\$750.00)         | COVER SUPPLIES          |
|                      | 03/14/2022   | ralexand | 610          | \$750.00           | COVER SUPPLIES          |
| <b>22001049</b>      |              |          |              | <b>\$0.00</b>      |                         |
| 22001050             | 03/14/2022   | ralexand | 430          | (\$500.00)         | COVER SUPPLIES          |
|                      | 03/14/2022   | ralexand | 610          | \$500.00           | COVER SUPPLIES          |
| <b>22001050</b>      |              |          |              | <b>\$0.00</b>      |                         |
| 22001051             | 03/14/2022   | ralexand | 390          | (\$520.00)         | COVER TRANSPORTATION    |
|                      | 03/14/2022   | ralexand | 513          | \$520.00           | COVER TRANSPORTATION    |
| <b>22001051</b>      |              |          |              | <b>\$0.00</b>      |                         |
| 22001052             | 03/14/2022   | ralexand | 430          | (\$95.75)          | COVER SUPPLIES          |
|                      | 03/14/2022   | ralexand | 610          | \$95.75            | COVER SUPPLIES          |
| <b>22001052</b>      |              |          |              | <b>\$0.00</b>      |                         |

## Budget Transfers By Period

| Journal Entry Number | Date Entered | Operator | Account Code | Transaction Amount | Transaction Description |
|----------------------|--------------|----------|--------------|--------------------|-------------------------|
| 22001053             | 03/14/2022   | ralexand | 610          | (\$95.75)          | RETURN FUNDS FROM 610   |
|                      | 03/14/2022   | ralexand | 430          | \$95.75            | RETURN FUNDS FROM 610   |
| <b>22001053</b>      |              |          |              | <b>\$0.00</b>      |                         |
| 22001054             | 03/14/2022   | kmccormi | 610          | (\$10.00)          | TO PAY TRAVEL           |
|                      | 03/14/2022   | kmccormi | 580          | \$10.00            | TO PAY TRAVEL           |
| <b>22001054</b>      |              |          |              | <b>\$0.00</b>      |                         |
| 22001056             | 03/15/2022   | kavaglia | 390          | (\$213.44)         | TO COVER EXPENSES       |
|                      | 03/15/2022   | kavaglia | 513          | \$213.44           | TO COVER EXPENSES       |
| <b>22001056</b>      |              |          |              | <b>\$0.00</b>      |                         |
| 22001057             | 03/15/2022   | rking1   | 324          | \$1,175.00         | TO COVER SHORTAGES      |
|                      | 03/15/2022   | rking1   | 610          | (\$1,175.00)       | TO COVER SHORTAGES      |
| <b>22001057</b>      |              |          |              | <b>\$0.00</b>      |                         |
| 22001058             | 03/15/2022   | eronayne | 610          | (\$1,981.66)       | TRANSFER TO 30S 810     |
|                      | 03/15/2022   | eronayne | 810          | \$1,981.66         | TRANSFER TO 30S 810     |
| <b>22001058</b>      |              |          |              | <b>\$0.00</b>      |                         |
| 22001059             | 03/15/2022   | rking1   | 324          | \$90.00            | TO COVER SHORTAGES      |
|                      | 03/15/2022   | rking1   | 581          | (\$90.00)          | TO COVER SHORTAGES      |
| <b>22001059</b>      |              |          |              | <b>\$0.00</b>      |                         |
| 22001060             | 03/15/2022   | rking1   | 324          | \$129.00           | TO COVER SHORTAGES      |
|                      | 03/15/2022   | rking1   | 390          | (\$129.00)         | TO COVER SHORTAGES      |
| <b>22001060</b>      |              |          |              | <b>\$0.00</b>      |                         |
| 22001061             | 03/15/2022   | rking1   | 324          | \$301.00           | TO COVER SHORTAGES      |
|                      | 03/15/2022   | rking1   | 610          | (\$301.00)         | TO COVER SHORTAGES      |
| <b>22001061</b>      |              |          |              | <b>\$0.00</b>      |                         |
| 22001062             | 03/15/2022   | mbrown1  | 610          | (\$248.44)         | TO COV BASEBALL TURF PO |
|                      | 03/15/2022   | mbrown1  | 610          | \$248.44           | TO COV BASEBALL TURF PO |
| <b>22001062</b>      |              |          |              | <b>\$0.00</b>      |                         |
| 22001063             | 03/15/2022   | clee     | 650          | \$5,000.00         |                         |
|                      | 03/15/2022   | clee     | 650          | (\$5,000.00)       |                         |
| <b>22001063</b>      |              |          |              | <b>\$0.00</b>      |                         |
| 22001064             | 03/15/2022   | rking1   | 610          | \$1,518.82         | TO COVER SHORTAGES      |
|                      | 03/15/2022   | rking1   | 650          | (\$1,518.82)       | TO COVER SHORTAGES      |
| <b>22001064</b>      |              |          |              | <b>\$0.00</b>      |                         |
| 22001065             | 03/15/2022   | rking1   | 610          | \$1,500.00         | TO COVER SHORTAGES      |
|                      | 03/15/2022   | rking1   | 430          | (\$1,500.00)       | TO COVER SHORTAGES      |
| <b>22001065</b>      |              |          |              | <b>\$0.00</b>      |                         |
| 22001066             | 03/16/2022   | msmith2  | 768          | (\$300.00)         | TRANSFER TO 610         |
|                      | 03/16/2022   | msmith2  | 610          | \$300.00           | TRANSFER TO 610         |
| <b>22001066</b>      |              |          |              | <b>\$0.00</b>      |                         |
| 22001067             | 03/16/2022   | rking1   | 610          | \$530.00           | TO COVER SHORTAGES      |
|                      | 03/16/2022   | rking1   | 430          | (\$530.00)         | TO COVER SHORTAGES      |
| <b>22001067</b>      |              |          |              | <b>\$0.00</b>      |                         |

## Budget Transfers By Period

| Journal Entry Number | Date Entered | Operator | Account Code | Transaction Amount | Transaction Description |
|----------------------|--------------|----------|--------------|--------------------|-------------------------|
| 22001068             | 03/16/2022   | msmith2  | 610          | (\$166.01)         | TRANSFER TO MARK 580    |
|                      | 03/16/2022   | msmith2  | 580          | \$166.01           | TRANSFER TO MARK 580    |
| <b>22001068</b>      |              |          |              | <b>\$0.00</b>      |                         |
| 22001069             | 03/16/2022   | rking1   | 610          | \$200.04           | TO COVER SHORTAGES      |
|                      | 03/16/2022   | rking1   | 430          | (\$200.04)         | TO COVER SHORTAGES      |
| <b>22001069</b>      |              |          |              | <b>\$0.00</b>      |                         |
| 22001070             | 03/16/2022   | clee     | 650          | (\$10,000.00)      |                         |
|                      | 03/16/2022   | clee     | 650          | \$10,000.00        |                         |
| <b>22001070</b>      |              |          |              | <b>\$0.00</b>      |                         |
| 22001071             | 03/16/2022   | amcveigh | 610          | (\$170.00)         | TO COVER PURCHASE       |
|                      | 03/16/2022   | amcveigh | 610          | \$170.00           | TO COVER PURCHASE       |
|                      | 03/16/2022   | amcveigh | 610          | (\$193.30)         | TO COVER PURCHASE       |
|                      | 03/16/2022   | amcveigh | 610          | \$193.30           | TO COVER PURCHASE       |
| <b>22001071</b>      |              |          |              | <b>\$0.00</b>      |                         |
| 22001072             | 03/17/2022   | scatramb | 610          | (\$1,050.00)       | COVER SUBS              |
|                      | 03/17/2022   | scatramb | 315          | \$1,050.00         | COVER SUBS              |
| <b>22001072</b>      |              |          |              | <b>\$0.00</b>      |                         |
| 22001073             | 03/17/2022   | amcveigh | 315          | (\$138.26)         | TO COVER DEFICITS       |
|                      | 03/17/2022   | amcveigh | 123          | \$138.26           | TO COVER DEFICITS       |
|                      | 03/17/2022   | amcveigh | 610          | (\$206.03)         | TO COVER DEFICITS       |
|                      | 03/17/2022   | amcveigh | 153          | \$206.03           | TO COVER DEFICITS       |
|                      | 03/17/2022   | amcveigh | 610          | (\$530.76)         | TO COVER DEFICITS       |
|                      | 03/17/2022   | amcveigh | 153          | \$530.76           | TO COVER DEFICITS       |
| <b>22001073</b>      |              |          |              | <b>\$0.00</b>      |                         |
| 22001074             | 03/17/2022   | amcveigh | 530          | (\$200.00)         | TO CLEAN ACCOUNTS       |
|                      | 03/17/2022   | amcveigh | 610          | \$200.00           | TO CLEAN ACCOUNTS       |
|                      | 03/17/2022   | amcveigh | 610          | (\$15.85)          | TO CLEAN ACCOUNTS       |
|                      | 03/17/2022   | amcveigh | 610          | \$15.85            | TO CLEAN ACCOUNTS       |
|                      | 03/17/2022   | amcveigh | 442          | (\$50.96)          | TO CLEAN ACCOUNTS       |
|                      | 03/17/2022   | amcveigh | 610          | \$50.96            | TO CLEAN ACCOUNTS       |
| <b>22001074</b>      |              |          |              | <b>\$0.00</b>      |                         |
| 22001075             | 03/17/2022   | amcveigh | 610          | (\$0.10)           | TO COVER DEFICIT        |
|                      | 03/17/2022   | amcveigh | 123          | \$0.10             | TO COVER DEFICIT        |
| <b>22001075</b>      |              |          |              | <b>\$0.00</b>      |                         |
| 22001076             | 03/17/2022   | mbrown1  | 640          | (\$300.00)         | TO 610 PER CAITLIN      |
|                      | 03/17/2022   | mbrown1  | 610          | \$300.00           | TO 610 PER CAITLIN      |
| <b>22001076</b>      |              |          |              | <b>\$0.00</b>      |                         |
| 22001077             | 03/17/2022   | clee     | 340          | \$1,585.00         |                         |
|                      | 03/17/2022   | clee     | 650          | (\$1,585.00)       |                         |
| <b>22001077</b>      |              |          |              | <b>\$0.00</b>      |                         |

## Budget Transfers By Period

| Journal Entry Number | Date Entered | Operator | Account Code | Transaction Amount | Transaction Description |
|----------------------|--------------|----------|--------------|--------------------|-------------------------|
| 22001078             | 03/18/2022   | rking1   | 315          | \$321.00           | TO COVER SHORTAGES      |
|                      | 03/18/2022   | rking1   | 811          | (\$321.00)         | TO COVER SHORTAGES      |
| <b>22001078</b>      |              |          |              | <b>\$0.00</b>      |                         |
| 22001079             | 03/18/2022   | rking1   | 123          | \$1,758.81         | TO COVER SHORTAGES      |
|                      | 03/18/2022   | rking1   | 640          | (\$1,758.81)       | TO COVER SHORTAGES      |
| <b>22001079</b>      |              |          |              | <b>\$0.00</b>      |                         |
| 22001080             | 03/18/2022   | rking1   | 315          | \$1,000.00         | TO COVER SHORTAGES      |
|                      | 03/18/2022   | rking1   | 650          | (\$1,000.00)       | TO COVER SHORTAGES      |
| <b>22001080</b>      |              |          |              | <b>\$0.00</b>      |                         |
| 22001081             | 03/18/2022   | mbrown1  | 610          | (\$500.00)         | TO 640 FOR AUTHOR VISIT |
|                      | 03/18/2022   | mbrown1  | 640          | \$500.00           | TO 640 FOR AUTHOR VISIT |
| <b>22001081</b>      |              |          |              | <b>\$0.00</b>      |                         |
| 22001082             | 03/18/2022   | tmbaxter | 610          | (\$2,000.00)       |                         |
|                      | 03/18/2022   | tmbaxter | 650          | \$2,000.00         |                         |
| <b>22001082</b>      |              |          |              | <b>\$0.00</b>      |                         |
| 22001083             | 03/18/2022   | mbrown1  | 315          | (\$1,300.34)       | TO COV NEG 123          |
|                      | 03/18/2022   | mbrown1  | 635          | (\$1,137.10)       | TO COV NEG 123          |
|                      | 03/18/2022   | mbrown1  | 123          | \$2,437.44         | TO COV NEG 123          |
| <b>22001083</b>      |              |          |              | <b>\$0.00</b>      |                         |
| 22001084             | 03/18/2022   | msmith2  | 610          | (\$1,151.66)       | TRANSFER TO AUDIO 618   |
|                      | 03/18/2022   | msmith2  | 618          | \$1,151.66         | TRANSFER TO AUDIO 618   |
| <b>22001084</b>      |              |          |              | <b>\$0.00</b>      |                         |
| 22001086             | 03/18/2022   | msmith2  | 610          | (\$400.00)         | TRANSFER TO 618         |
|                      | 03/18/2022   | msmith2  | 618          | \$400.00           | TRANSFER TO 618         |
| <b>22001086</b>      |              |          |              | <b>\$0.00</b>      |                         |
| 22001087             | 03/18/2022   | msmith2  | 640          | (\$351.52)         | TRANSFER TO AUDIO 618   |
|                      | 03/18/2022   | msmith2  | 618          | \$351.52           | TRANSFER TO AUDIO 618   |
| <b>22001087</b>      |              |          |              | <b>\$0.00</b>      |                         |
| 22001088             | 03/18/2022   | eronayne | 610          | (\$260.99)         | TRANSFER TO 30L 610     |
|                      | 03/18/2022   | eronayne | 610          | \$260.99           | TRANSFER TO 30L 610     |
| <b>22001088</b>      |              |          |              | <b>\$0.00</b>      |                         |
| 22001089             | 03/18/2022   | cmoulden | 621          | (\$4,000.00)       | FROM 71K 911 621 TO 931 |
|                      | 03/18/2022   | cmoulden | 610          | \$4,000.00         | FROM 71K 911 621 TO 931 |
| <b>22001089</b>      |              |          |              | <b>\$0.00</b>      |                         |
| 22001090             | 03/21/2022   | rking1   | 324          | \$2,000.00         | TO COVER SHORTAGES      |
|                      | 03/21/2022   | rking1   | 610          | (\$2,000.00)       | TO COVER SHORTAGES      |
| <b>22001090</b>      |              |          |              | <b>\$0.00</b>      |                         |
| 22001091             | 03/21/2022   | msmith2  | 610          | (\$66.00)          | TRANSFER TO AUDIO 610   |
|                      | 03/21/2022   | msmith2  | 618          | \$66.00            | TRANSFER TO AUDIO 610   |
| <b>22001091</b>      |              |          |              | <b>\$0.00</b>      |                         |

## Budget Transfers By Period

| Journal Entry Number | Date Entered | Operator | Account Code | Transaction Amount | Transaction Description  |
|----------------------|--------------|----------|--------------|--------------------|--------------------------|
| 22001092             | 03/21/2022   | msmith2  | 610          | (\$334.00)         | TRANSFER TO 618          |
|                      | 03/21/2022   | msmith2  | 618          | \$334.00           | TRANSFER TO 618          |
| <b>22001092</b>      |              |          |              | <b>\$0.00</b>      |                          |
| 22001093             | 03/21/2022   | cdoran   | 580          | (\$600.00)         | COVER PA PRINC. RENEWAL  |
|                      | 03/21/2022   | cdoran   | 811          | \$600.00           | COVER PA PRINC. RENEWAL  |
| <b>22001093</b>      |              |          |              | <b>\$0.00</b>      |                          |
| 22001094             | 03/21/2022   | jford    | 610          | (\$72.00)          | TO PAY INVOICE           |
|                      | 03/21/2022   | jford    | 810          | \$72.00            | TO PAY INVOICE           |
|                      | 03/21/2022   | jford    | 513          | (\$350.00)         | TO PAY INVOICE           |
|                      | 03/21/2022   | jford    | 810          | \$350.00           | TO PAY INVOICE           |
| <b>22001094</b>      |              |          |              | <b>\$0.00</b>      |                          |
| 22001095             | 03/21/2022   | ralexand | 610          | (\$828.00)         | COVER BOOKS              |
|                      | 03/21/2022   | ralexand | 640          | \$828.00           | COVER BOOKS              |
| <b>22001095</b>      |              |          |              | <b>\$0.00</b>      |                          |
| 22001096             | 03/21/2022   | ralexand | 640          | (\$82.44)          | COVER SUPPLIES           |
|                      | 03/21/2022   | ralexand | 610          | \$82.44            | COVER SUPPLIES           |
| <b>22001096</b>      |              |          |              | <b>\$0.00</b>      |                          |
| 22001097             | 03/21/2022   | msmith2  | 430          | (\$470.00)         | TRANFER TO 610           |
|                      | 03/21/2022   | msmith2  | 610          | \$470.00           | TRANFER TO 610           |
| <b>22001097</b>      |              |          |              | <b>\$0.00</b>      |                          |
| 22001098             | 03/21/2022   | msmith2  | 760          | (\$375.00)         | TRANSFER TO 610          |
|                      | 03/21/2022   | msmith2  | 610          | \$375.00           | TRANSFER TO 610          |
| <b>22001098</b>      |              |          |              | <b>\$0.00</b>      |                          |
| 22001099             | 03/21/2022   | kpatters | 153          | \$13.94            | COVER NEG BALANCE        |
|                      | 03/21/2022   | kpatters | 610          | (\$13.94)          | COVER NEG BALANCE        |
| <b>22001099</b>      |              |          |              | <b>\$0.00</b>      |                          |
| 22001100             | 03/22/2022   | msmith2  | 640          | (\$83.00)          | TRANSE TO 610            |
|                      | 03/22/2022   | msmith2  | 610          | \$83.00            | TRANSE TO 610            |
| <b>22001100</b>      |              |          |              | <b>\$0.00</b>      |                          |
| 22001101             | 03/22/2022   | mbrown1  | 640          | (\$600.00)         | TO 610 PER CAITLIN BOYLE |
|                      | 03/22/2022   | mbrown1  | 610          | \$600.00           | TO 610 PER CAITLIN BOYLE |
| <b>22001101</b>      |              |          |              | <b>\$0.00</b>      |                          |
| 22001102             | 03/22/2022   | ralexand | 640          | (\$360.00)         | COVER SUPPLIES           |
|                      | 03/22/2022   | ralexand | 610          | \$360.00           | COVER SUPPLIES           |
| <b>22001102</b>      |              |          |              | <b>\$0.00</b>      |                          |
| 22001103             | 03/22/2022   | kavaglia | 390          | (\$458.00)         | TO COVER EXPENSES        |
|                      | 03/22/2022   | kavaglia | 610          | \$458.00           | TO COVER EXPENSES        |
| <b>22001103</b>      |              |          |              | <b>\$0.00</b>      |                          |
| 22001104             | 03/22/2022   | skropp   | 610          | (\$100.00)         |                          |
|                      | 03/22/2022   | skropp   | 810          | \$100.00           |                          |
| <b>22001104</b>      |              |          |              | <b>\$0.00</b>      |                          |

## Budget Transfers By Period

| Journal Entry Number | Date Entered | Operator | Account Code | Transaction Amount | Transaction Description  |
|----------------------|--------------|----------|--------------|--------------------|--------------------------|
| 22001105             | 03/22/2022   | skropp   | 810          | (\$100.00)         |                          |
|                      | 03/22/2022   | skropp   | 810          | \$100.00           |                          |
| <b>22001105</b>      |              |          |              | <b>\$0.00</b>      |                          |
| 22001106             | 03/22/2022   | skropp   | 810          | (\$92.50)          |                          |
|                      | 03/22/2022   | skropp   | 810          | \$92.50            |                          |
| <b>22001106</b>      |              |          |              | <b>\$0.00</b>      |                          |
| 22001107             | 03/22/2022   | skropp   | 610          | (\$37.50)          |                          |
|                      | 03/22/2022   | skropp   | 810          | \$37.50            |                          |
| <b>22001107</b>      |              |          |              | <b>\$0.00</b>      |                          |
| 22001108             | 03/22/2022   | skropp   | 610          | (\$392.64)         |                          |
|                      | 03/22/2022   | skropp   | 580          | \$392.64           |                          |
| <b>22001108</b>      |              |          |              | <b>\$0.00</b>      |                          |
| 22001109             | 03/22/2022   | kleonard | 580          | (\$334.00)         | REQUEST BY L. VANEMBURG  |
|                      | 03/22/2022   | kleonard | 513          | \$334.00           | REQUEST BY L. VANEMBURG  |
| <b>22001109</b>      |              |          |              | <b>\$0.00</b>      |                          |
| 22001110             | 03/22/2022   | kleonard | 610          | (\$800.00)         | REQUEST BY L. VANEMBURG  |
|                      | 03/22/2022   | kleonard | 513          | \$800.00           | REQUEST BY L. VANEMBURG  |
| <b>22001110</b>      |              |          |              | <b>\$0.00</b>      |                          |
| 22001111             | 03/22/2022   | eronayne | 610          | (\$9.79)           | TRANSFER TO 30L 610      |
|                      | 03/22/2022   | eronayne | 610          | \$9.79             | TRANSFER TO 30L 610      |
| <b>22001111</b>      |              |          |              | <b>\$0.00</b>      |                          |
| 22001112             | 03/22/2022   | eronayne | 610          | (\$350.00)         | TRANSFER TO 30J 810      |
|                      | 03/22/2022   | eronayne | 810          | \$350.00           | TRANSFER TO 30J 810      |
| <b>22001112</b>      |              |          |              | <b>\$0.00</b>      |                          |
| 22001113             | 03/22/2022   | cdoran   | 640          | (\$1,000.00)       | COVER SUPPLIES           |
|                      | 03/22/2022   | cdoran   | 610          | \$1,000.00         | COVER SUPPLIES           |
| <b>22001113</b>      |              |          |              | <b>\$0.00</b>      |                          |
| 22001114             | 03/23/2022   | mbrown1  | 610          | (\$985.76)         | FOR US FOODS INV#1369014 |
|                      | 03/23/2022   | mbrown1  | 610          | \$985.76           | FOR US FOODS INV#1369014 |
| <b>22001114</b>      |              |          |              | <b>\$0.00</b>      |                          |
| 22001115             | 03/23/2022   | mbrown1  | 640          | (\$2,532.20)       | TO 610 TO COVER PO'S     |
|                      | 03/23/2022   | mbrown1  | 610          | \$2,532.20         | TO 610 TO COVER PO'S     |
| <b>22001115</b>      |              |          |              | <b>\$0.00</b>      |                          |
| 22001116             | 03/23/2022   | cdoran   | 758          | (\$500.00)         | OPEN PO OD               |
|                      | 03/23/2022   | cdoran   | 610          | \$500.00           | OPEN PO OD               |
| <b>22001116</b>      |              |          |              | <b>\$0.00</b>      |                          |
| 22001118             | 03/23/2022   | rking1   | 324          | \$25.00            | TO COVER SHORTAGES       |
|                      | 03/23/2022   | rking1   | 430          | (\$25.00)          | TO COVER SHORTAGES       |
| <b>22001118</b>      |              |          |              | <b>\$0.00</b>      |                          |
| 22001119             | 03/23/2022   | rking1   | 324          | \$25.00            | TO COVER SHORTAGES       |
|                      | 03/23/2022   | rking1   | 635          | (\$25.00)          | TO COVER SHORTAGES       |
| <b>22001119</b>      |              |          |              | <b>\$0.00</b>      |                          |

## Budget Transfers By Period

| Journal Entry Number | Date Entered | Operator | Account Code | Transaction Amount | Transaction Description |
|----------------------|--------------|----------|--------------|--------------------|-------------------------|
| 22001120             | 03/23/2022   | rking1   | 610          | \$28.71            | TO COVER SHORTAGES      |
|                      | 03/23/2022   | rking1   | 635          | (\$28.71)          | TO COVER SHORTAGES      |
| <b>22001120</b>      |              |          |              | <b>\$0.00</b>      |                         |
| 22001121             | 03/24/2022   | msmith2  | 610          | (\$5,000.00)       | TRANSFER TO 315         |
|                      | 03/24/2022   | msmith2  | 315          | \$5,000.00         | TRANSFER TO 315         |
| <b>22001121</b>      |              |          |              | <b>\$0.00</b>      |                         |
| 22001122             | 03/24/2022   | msmith2  | 153          | (\$4.32)           | TRANSFER TO GUID 153    |
|                      | 03/24/2022   | msmith2  | 153          | \$4.32             | TRANSFER TO GUID 153    |
| <b>22001122</b>      |              |          |              | <b>\$0.00</b>      |                         |
| 22001123             | 03/24/2022   | msmith2  | 153          | (\$4.65)           | TRANSFER TO LIBRARY 153 |
|                      | 03/24/2022   | msmith2  | 153          | \$4.65             | TRANSFER TO LIBRARY 153 |
| <b>22001123</b>      |              |          |              | <b>\$0.00</b>      |                         |
| 22001124             | 03/24/2022   | nkelly   | 123          | (\$4,900.00)       | COVER SHORTAGE          |
|                      | 03/24/2022   | nkelly   | 329          | \$4,900.00         | COVER SHORTAGE          |
| <b>22001124</b>      |              |          |              | <b>\$0.00</b>      |                         |
| 22001125             | 03/24/2022   | rking1   | 610          | \$3,771.50         | TO COVER SHORTAGES      |
|                      | 03/24/2022   | rking1   | 330          | (\$3,771.50)       | TO COVER SHORTAGES      |
| <b>22001125</b>      |              |          |              | <b>\$0.00</b>      |                         |
| 22001126             | 03/24/2022   | cmoulden | 762          | (\$200.00)         | FROM 913 TO 71H 912 762 |
|                      | 03/24/2022   | cmoulden | 762          | \$200.00           | FROM 913 TO 71H 912 762 |
| <b>22001126</b>      |              |          |              | <b>\$0.00</b>      |                         |
| 22001127             | 03/24/2022   | nkelly   | 315          | (\$700.00)         | COVER SHORTAGE          |
|                      | 03/24/2022   | nkelly   | 811          | \$700.00           | COVER SHORTAGE          |
| <b>22001127</b>      |              |          |              | <b>\$0.00</b>      |                         |
| 22001128             | 03/24/2022   | cmoulden | 424          | (\$95.00)          | FROM 71E 424 TO 71D 449 |
|                      | 03/24/2022   | cmoulden | 449          | \$95.00            | FROM 71E 424 TO 71D 449 |
| <b>22001128</b>      |              |          |              | <b>\$0.00</b>      |                         |
| 22001129             | 03/25/2022   | mbrown1  | 610          | (\$12.45)          | TO ART TO COV 6 FT CBLE |
|                      | 03/25/2022   | mbrown1  | 610          | \$12.45            | TO ART TO COV 6 FT CBLE |
| <b>22001129</b>      |              |          |              | <b>\$0.00</b>      |                         |
| 22001130             | 03/25/2022   | kmccormi | 610          | (\$1,187.91)       | TO BUY SUPPLIES         |
|                      | 03/25/2022   | kmccormi | 610          | \$1,187.91         | TO BUY SUPPLIES         |
| <b>22001130</b>      |              |          |              | <b>\$0.00</b>      |                         |
| 22001132             | 03/25/2022   | rking1   | 530          | \$3,000.00         | TO COVER SHORTAGES      |
|                      | 03/25/2022   | rking1   | 580          | (\$3,000.00)       | TO COVER SHORTAGES      |
| <b>22001132</b>      |              |          |              | <b>\$0.00</b>      |                         |
| 22001133             | 03/25/2022   | eronayne | 610          | (\$75.00)          | TRANSFER TO 30X 810     |
|                      | 03/25/2022   | eronayne | 810          | \$75.00            | TRANSFER TO 30X 810     |
| <b>22001133</b>      |              |          |              | <b>\$0.00</b>      |                         |
| 22001134             | 03/25/2022   | kleonard | 640          | (\$400.00)         | TO COVER 610 EXPENSES   |
|                      | 03/25/2022   | kleonard | 610          | \$400.00           | TO COVER 610 EXPENSES   |
| <b>22001134</b>      |              |          |              | <b>\$0.00</b>      |                         |

## Budget Transfers By Period

| Journal Entry Number | Date Entered | Operator | Account Code | Transaction Amount | Transaction Description  |
|----------------------|--------------|----------|--------------|--------------------|--------------------------|
| 22001135             | 03/25/2022   | rking1   | 513          | \$3,000.00         | TO COVER SHORTAGES       |
|                      | 03/25/2022   | rking1   | 530          | (\$3,000.00)       | TO COVER SHORTAGES       |
| <b>22001135</b>      |              |          |              | <b>\$0.00</b>      |                          |
| 22001136             | 03/25/2022   | rking1   | 610          | \$2,000.00         | TO COVER SHORTAGES       |
|                      | 03/25/2022   | rking1   | 581          | (\$2,000.00)       | TO COVER SHORTAGES       |
| <b>22001136</b>      |              |          |              | <b>\$0.00</b>      |                          |
| 22001137             | 03/25/2022   | rking1   | 581          | \$2,000.00         | TO COVER SHORTAGES       |
|                      | 03/25/2022   | rking1   | 580          | (\$1,000.00)       | TO COVER SHORTAGES       |
|                      | 03/25/2022   | rking1   | 810          | (\$500.00)         | TO COVER SHORTAGES       |
|                      | 03/25/2022   | rking1   | 811          | (\$500.00)         | TO COVER SHORTAGES       |
| <b>22001137</b>      |              |          |              | <b>\$0.00</b>      |                          |
| 22001138             | 03/25/2022   | msmith2  | 610          | (\$0.25)           | TRANSFER TO 640          |
|                      | 03/25/2022   | msmith2  | 640          | \$0.25             | TRANSFER TO 640          |
| <b>22001138</b>      |              |          |              | <b>\$0.00</b>      |                          |
| 22001139             | 03/25/2022   | msmith2  | 811          | (\$174.00)         | TRANSFER TO 640          |
|                      | 03/25/2022   | msmith2  | 640          | \$174.00           | TRANSFER TO 640          |
| <b>22001139</b>      |              |          |              | <b>\$0.00</b>      |                          |
| 22001140             | 03/25/2022   | msmith2  | 610          | (\$621.24)         | TRANSFER TO PE 610       |
|                      | 03/25/2022   | msmith2  | 610          | \$621.24           | TRANSFER TO PE 610       |
| <b>22001140</b>      |              |          |              | <b>\$0.00</b>      |                          |
| 22001141             | 03/25/2022   | msmith2  | 640          | (\$65.61)          | TRANSFER TO PE 610       |
|                      | 03/25/2022   | msmith2  | 610          | \$65.61            | TRANSFER TO PE 610       |
| <b>22001141</b>      |              |          |              | <b>\$0.00</b>      |                          |
| 22001142             | 03/25/2022   | rking1   | 610          | \$5,303.19         | TO COVER SHORTAGES       |
|                      | 03/25/2022   | rking1   | 324          | (\$25.00)          | TO COVER SHORTAGES       |
|                      | 03/25/2022   | rking1   | 430          | (\$975.00)         | TO COVER SHORTAGES       |
|                      | 03/25/2022   | rking1   | 610          | (\$4,303.19)       | TO COVER SHORTAGES       |
| <b>22001142</b>      |              |          |              | <b>\$0.00</b>      |                          |
| 22001143             | 03/25/2022   | mbrown1  | 640          | (\$784.37)         | TO 1110-610 FOR GRAD     |
|                      | 03/25/2022   | mbrown1  | 610          | \$784.37           | TO 1110-610 FOR GRAD     |
| <b>22001143</b>      |              |          |              | <b>\$0.00</b>      |                          |
| 22001144             | 03/25/2022   | kleonard | 430          | (\$500.00)         | REQUEST BY R. VANDERGAST |
|                      | 03/25/2022   | kleonard | 650          | (\$1,891.00)       | REQUEST BY R. VANDERGAST |
|                      | 03/25/2022   | kleonard | 640          | (\$493.91)         | REQUEST BY R. VANDERGAST |
|                      | 03/25/2022   | kleonard | 610          | \$2,884.91         | REQUEST BY R. VANDERGAST |
| <b>22001144</b>      |              |          |              | <b>\$0.00</b>      |                          |
| 22001145             | 03/25/2022   | cdoran   | 640          | (\$500.00)         | COVER SUPPLY ORDERS      |
|                      | 03/25/2022   | cdoran   | 610          | \$500.00           | COVER SUPPLY ORDERS      |
| <b>22001145</b>      |              |          |              | <b>\$0.00</b>      |                          |
| 22001146             | 03/25/2022   | ralexand | 610          | (\$130.00)         | COVER UNIFORMS           |
|                      | 03/25/2022   | ralexand | 610          | \$130.00           | COVER UNIFORMS           |
| <b>22001146</b>      |              |          |              | <b>\$0.00</b>      |                          |



## Budget Transfers By Period

| Journal Entry Number | Date Entered | Operator | Account Code | Transaction Amount | Transaction Description   |
|----------------------|--------------|----------|--------------|--------------------|---------------------------|
| 22001147             | 03/25/2022   | ralexand | 610          | (\$7.00)           | COVER UNIFORMS            |
|                      | 03/25/2022   | ralexand | 610          | \$7.00             | COVER UNIFORMS            |
| <b>22001147</b>      |              |          |              | <b>\$0.00</b>      |                           |
| 22001148             | 03/25/2022   | kleonard | 640          | (\$0.06)           | REQUEST FROM R. VANDERGAS |
|                      | 03/25/2022   | kleonard | 650          | (\$0.87)           | REQUEST FROM R. VANDERGAS |
|                      | 03/25/2022   | kleonard | 610          | \$0.93             | REQUEST FROM R. VANDERGAS |
| <b>22001148</b>      |              |          |              | <b>\$0.00</b>      |                           |
| 22001149             | 03/28/2022   | kavaglia | 390          | (\$53.74)          | TO COVER EXPENSES         |
|                      | 03/28/2022   | kavaglia | 610          | \$53.74            | TO COVER EXPENSES         |
| <b>22001149</b>      |              |          |              | <b>\$0.00</b>      |                           |
| 22001150             | 03/28/2022   | kavaglia | 640          | (\$56.12)          | TO COVER EXPENSES         |
|                      | 03/28/2022   | kavaglia | 610          | \$56.12            | TO COVER EXPENSES         |
| <b>22001150</b>      |              |          |              | <b>\$0.00</b>      |                           |
| 22001151             | 03/28/2022   | kavaglia | 610          | (\$1,291.40)       | TO COVER EXPENSES         |
|                      | 03/28/2022   | kavaglia | 610          | \$1,291.40         | TO COVER EXPENSES         |
| <b>22001151</b>      |              |          |              | <b>\$0.00</b>      |                           |
| 22001152             | 03/28/2022   | cdoran   | 610          | (\$39.95)          | CONSOLIDATE FUNDS         |
|                      | 03/28/2022   | cdoran   | 610          | \$39.95            | CONSOLIDATE FUNDS         |
| <b>22001152</b>      |              |          |              | <b>\$0.00</b>      |                           |
| 22001153             | 03/28/2022   | cdoran   | 640          | (\$3,076.57)       | CONSOLIDATE FUNDS         |
|                      | 03/28/2022   | cdoran   | 610          | \$3,076.57         | CONSOLIDATE FUNDS         |
| <b>22001153</b>      |              |          |              | <b>\$0.00</b>      |                           |
| 22001154             | 03/28/2022   | cdoran   | 550          | (\$102.00)         | CONSOLIDATE FUNDS         |
|                      | 03/28/2022   | cdoran   | 610          | \$102.00           | CONSOLIDATE FUNDS         |
| <b>22001154</b>      |              |          |              | <b>\$0.00</b>      |                           |
| 22001155             | 03/28/2022   | cdoran   | 635          | (\$1,525.52)       | CONSOLIDATE FUNDS         |
|                      | 03/28/2022   | cdoran   | 610          | \$1,525.52         | CONSOLIDATE FUNDS         |
| <b>22001155</b>      |              |          |              | <b>\$0.00</b>      |                           |
| 22001156             | 03/28/2022   | cdoran   | 640          | (\$1,210.00)       | CONSOLIDATE FUNDS         |
|                      | 03/28/2022   | cdoran   | 610          | \$1,210.00         | CONSOLIDATE FUNDS         |
| <b>22001156</b>      |              |          |              | <b>\$0.00</b>      |                           |
| 22001157             | 03/28/2022   | kavaglia | 610          | (\$3,037.53)       | TO COVER EXPENSES         |
|                      | 03/28/2022   | kavaglia | 610          | \$3,037.53         | TO COVER EXPENSES         |
| <b>22001157</b>      |              |          |              | <b>\$0.00</b>      |                           |
| 22001158             | 03/28/2022   | cdoran   | 758          | (\$2,538.00)       | CONSOLIDATE FUNDS         |
|                      | 03/28/2022   | cdoran   | 610          | \$2,538.00         | CONSOLIDATE FUNDS         |
| <b>22001158</b>      |              |          |              | <b>\$0.00</b>      |                           |
| 22001159             | 03/28/2022   | cdoran   | 610          | (\$19.91)          | CONSOLIDATE FUNDS         |
|                      | 03/28/2022   | cdoran   | 610          | \$19.91            | CONSOLIDATE FUNDS         |
| <b>22001159</b>      |              |          |              | <b>\$0.00</b>      |                           |

## Budget Transfers By Period

| Journal Entry Number | Date Entered | Operator | Account Code | Transaction Amount | Transaction Description |
|----------------------|--------------|----------|--------------|--------------------|-------------------------|
| 22001160             | 03/28/2022   | cdoran   | 610          | (\$265.49)         | CONSOLIDATE FUNDS       |
|                      | 03/28/2022   | cdoran   | 610          | \$265.49           | CONSOLIDATE FUNDS       |
| <b>22001160</b>      |              |          |              | <b>\$0.00</b>      |                         |
| 22001161             | 03/28/2022   | cdoran   | 610          | (\$12.85)          | CONSOLIDATE FUNDS       |
|                      | 03/28/2022   | cdoran   | 610          | \$12.85            | CONSOLIDATE FUNDS       |
| <b>22001161</b>      |              |          |              | <b>\$0.00</b>      |                         |
| 22001162             | 03/28/2022   | cdoran   | 610          | (\$146.51)         | CONSOLIDATE FUNDS       |
|                      | 03/28/2022   | cdoran   | 610          | \$146.51           | CONSOLIDATE FUNDS       |
| <b>22001162</b>      |              |          |              | <b>\$0.00</b>      |                         |
| 22001163             | 03/28/2022   | cdoran   | 640          | (\$917.77)         | CONSOLIDATE FUNDS       |
|                      | 03/28/2022   | cdoran   | 610          | \$917.77           | CONSOLIDATE FUNDS       |
| <b>22001163</b>      |              |          |              | <b>\$0.00</b>      |                         |
| 22001164             | 03/28/2022   | cdoran   | 811          | (\$27.60)          | CONSOLIDATE FUNDS       |
|                      | 03/28/2022   | cdoran   | 610          | \$27.60            | CONSOLIDATE FUNDS       |
| <b>22001164</b>      |              |          |              | <b>\$0.00</b>      |                         |
| 22001165             | 03/28/2022   | cdoran   | 610          | (\$20.68)          | CONSOLIDATE FUNDS       |
|                      | 03/28/2022   | cdoran   | 610          | \$20.68            | CONSOLIDATE FUNDS       |
| <b>22001165</b>      |              |          |              | <b>\$0.00</b>      |                         |
| 22001166             | 03/28/2022   | ralexand | 640          | (\$180.00)         | COVER SUPPLIES          |
|                      | 03/28/2022   | ralexand | 610          | \$180.00           | COVER SUPPLIES          |
| <b>22001166</b>      |              |          |              | <b>\$0.00</b>      |                         |
| 22001167             | 03/28/2022   | cdoran   | 324          | (\$200.00)         | CONSOLIDATE FUNDS       |
|                      | 03/28/2022   | cdoran   | 610          | \$200.00           | CONSOLIDATE FUNDS       |
| <b>22001167</b>      |              |          |              | <b>\$0.00</b>      |                         |
| 22001168             | 03/28/2022   | rking1   | 650          | \$1,000.00         | TO COVER SHORTAGES      |
|                      | 03/28/2022   | rking1   | 324          | (\$1,000.00)       | TO COVER SHORTAGES      |
| <b>22001168</b>      |              |          |              | <b>\$0.00</b>      |                         |
| 22001169             | 03/29/2022   | ralexand | 768          | (\$200.00)         | COVER SUPPLIES          |
|                      | 03/29/2022   | ralexand | 610          | \$200.00           | COVER SUPPLIES          |
| <b>22001169</b>      |              |          |              | <b>\$0.00</b>      |                         |
| 22001170             | 03/29/2022   | skropp   | 513          | (\$305.89)         |                         |
|                      | 03/29/2022   | skropp   | 810          | \$305.89           |                         |
| <b>22001170</b>      |              |          |              | <b>\$0.00</b>      |                         |
| 22001171             | 03/29/2022   | skropp   | 513          | (\$45.00)          |                         |
|                      | 03/29/2022   | skropp   | 810          | \$45.00            |                         |
| <b>22001171</b>      |              |          |              | <b>\$0.00</b>      |                         |
| 22001172             | 03/29/2022   | kavaglia | 640          | (\$200.00)         | TO COVER EXPENSES       |
|                      | 03/29/2022   | kavaglia | 610          | \$200.00           | TO COVER EXPENSES       |
| <b>22001172</b>      |              |          |              | <b>\$0.00</b>      |                         |
| 22001173             | 03/29/2022   | kavaglia | 610          | (\$71.72)          | TO COVER EXPENSES       |
|                      | 03/29/2022   | kavaglia | 610          | \$71.72            | TO COVER EXPENSES       |
| <b>22001173</b>      |              |          |              | <b>\$0.00</b>      |                         |

## Budget Transfers By Period

| Journal Entry Number | Date Entered | Operator | Account Code | Transaction Amount | Transaction Description |
|----------------------|--------------|----------|--------------|--------------------|-------------------------|
| 22001174             | 03/29/2022   | kavaglia | 610          | (\$215.00)         | TO COVER EXPENSES       |
|                      | 03/29/2022   | kavaglia | 610          | \$215.00           | TO COVER EXPENSES       |
| <b>22001174</b>      |              |          |              | <b>\$0.00</b>      |                         |
| 22001175             | 03/29/2022   | mdanbach | 390          | (\$515.81)         |                         |
|                      | 03/29/2022   | mdanbach | 430          | \$515.81           |                         |
| <b>22001175</b>      |              |          |              | <b>\$0.00</b>      |                         |
| 22001177             | 03/29/2022   | mdanbach | 390          | (\$256.00)         |                         |
|                      | 03/29/2022   | mdanbach | 610          | (\$18.70)          |                         |
|                      | 03/29/2022   | mdanbach | 430          | \$274.70           |                         |
| <b>22001177</b>      |              |          |              | <b>\$0.00</b>      |                         |
| 22001179             | 03/29/2022   | mdanbach | 390          | (\$321.00)         |                         |
|                      | 03/29/2022   | mdanbach | 513          | (\$172.12)         |                         |
|                      | 03/29/2022   | mdanbach | 430          | \$493.12           |                         |
| <b>22001179</b>      |              |          |              | <b>\$0.00</b>      |                         |
| 22001181             | 03/29/2022   | mdanbach | 390          | (\$352.00)         |                         |
|                      | 03/29/2022   | mdanbach | 513          | (\$315.69)         |                         |
|                      | 03/29/2022   | mdanbach | 610          | (\$487.00)         |                         |
|                      | 03/29/2022   | mdanbach | 430          | \$1,154.69         |                         |
| <b>22001181</b>      |              |          |              | <b>\$0.00</b>      |                         |
| 22001183             | 03/29/2022   | mdanbach | 390          | (\$568.00)         |                         |
|                      | 03/29/2022   | mdanbach | 430          | \$568.00           |                         |
| <b>22001183</b>      |              |          |              | <b>\$0.00</b>      |                         |
| 22001184             | 03/29/2022   | mdanbach | 513          | (\$614.23)         |                         |
|                      | 03/29/2022   | mdanbach | 610          | (\$82.00)          |                         |
|                      | 03/29/2022   | mdanbach | 430          | \$696.23           |                         |
| <b>22001184</b>      |              |          |              | <b>\$0.00</b>      |                         |
| 22001186             | 03/29/2022   | rking1   | 123          | \$2,000.00         | TO COVER SHORTAGES      |
|                      | 03/29/2022   | rking1   | 640          | (\$2,000.00)       | TO COVER SHORTAGES      |
| <b>22001186</b>      |              |          |              | <b>\$0.00</b>      |                         |
| 22001187             | 03/29/2022   | rking1   | 315          | \$1,000.00         | TO COVER SHORTAGES      |
|                      | 03/29/2022   | rking1   | 610          | (\$1,000.00)       | TO COVER SHORTAGES      |
| <b>22001187</b>      |              |          |              | <b>\$0.00</b>      |                         |
| 22001188             | 03/29/2022   | mpitt    | 430          | (\$100.00)         | BALANCE ACCT            |
|                      | 03/29/2022   | mpitt    | 610          | \$100.00           | BALANCE ACCT            |
| <b>22001188</b>      |              |          |              | <b>\$0.00</b>      |                         |
| 22001189             | 03/31/2022   | koswald  | 581          | (\$1,000.00)       |                         |
|                      | 03/31/2022   | koswald  | 610          | \$1,000.00         |                         |
|                      | 03/31/2022   | koswald  | 610          | (\$108.01)         |                         |
|                      | 03/31/2022   | koswald  | 610          | \$108.01           |                         |
|                      | 03/31/2022   | koswald  | 640          | (\$300.00)         |                         |
|                      | 03/31/2022   | koswald  | 610          | \$300.00           |                         |

## Budget Transfers By Period

| Journal Entry Number | Date Entered | Operator | Account Code | Transaction Amount | Transaction Description   |
|----------------------|--------------|----------|--------------|--------------------|---------------------------|
| 22001189             | 03/31/2022   | koswald  | 640          | (\$53.93)          |                           |
|                      | 03/31/2022   | koswald  | 153          | \$53.93            |                           |
| <b>22001189</b>      |              |          |              | <b>\$0.00</b>      |                           |
| 22001190             | 03/31/2022   | kleonard | 650          | (\$1,346.23)       | REQUEST FROM J. HOHWALD   |
|                      | 03/31/2022   | kleonard | 810          | (\$610.00)         | REQUEST FROM J. HOHWALD   |
|                      | 03/31/2022   | kleonard | 610          | \$1,956.23         | REQUEST FROM J. HOHWALD   |
| <b>22001190</b>      |              |          |              | <b>\$0.00</b>      |                           |
| 22001191             | 03/31/2022   | msmith2  | 810          | (\$470.00)         | TRANSFER TO MATH 610      |
|                      | 03/31/2022   | msmith2  | 610          | \$470.00           | TRANSFER TO MATH 610      |
| <b>22001191</b>      |              |          |              | <b>\$0.00</b>      |                           |
| 22001193             | 03/31/2022   | rking1   | 581          | \$1,273.54         | TO COVER SHORTAGES        |
|                      | 03/31/2022   | rking1   | 610          | (\$1,273.54)       | TO COVER SHORTAGES        |
| <b>22001193</b>      |              |          |              | <b>\$0.00</b>      |                           |
| 22001194             | 03/31/2022   | mdanbach | 610          | (\$150.75)         |                           |
|                      | 03/31/2022   | mdanbach | 610          | \$150.75           |                           |
| <b>22001194</b>      |              |          |              | <b>\$0.00</b>      |                           |
| 22001196             | 03/31/2022   | amcveigh | 610          | (\$34.59)          | TO COVER DEFICIT          |
|                      | 03/31/2022   | amcveigh | 123          | \$34.59            | TO COVER DEFICIT          |
|                      | 03/31/2022   | amcveigh | 610          | (\$71.16)          | TO COVER DEFICIT          |
|                      | 03/31/2022   | amcveigh | 153          | \$71.16            | TO COVER DEFICIT          |
|                      | 03/31/2022   | amcveigh | 610          | (\$171.67)         | TO COVER DEFICIT          |
|                      | 03/31/2022   | amcveigh | 153          | \$171.67           | TO COVER DEFICIT          |
| <b>22001196</b>      |              |          |              | <b>\$0.00</b>      |                           |
| 22001197             | 03/31/2022   | msmith2  | 640          | (\$390.00)         | TRANSFER TO READING 610   |
|                      | 03/31/2022   | msmith2  | 610          | \$390.00           | TRANSFER TO READING 610   |
| <b>22001197</b>      |              |          |              | <b>\$0.00</b>      |                           |
| 22001199             | 03/31/2022   | cmoulden | 635          | (\$5.36)           | FROM 931 635 TO 71 153    |
|                      | 03/31/2022   | cmoulden | 153          | \$5.36             | FROM 931 635 TO 71 153    |
| <b>22001199</b>      |              |          |              | <b>\$0.00</b>      |                           |
| 22001200             | 03/31/2022   | kzaleta  | 580          | (\$100.00)         | COVER FUNDS               |
|                      | 03/31/2022   | kzaleta  | 580          | \$100.00           | COVER FUNDS               |
| <b>22001200</b>      |              |          |              | <b>\$0.00</b>      |                           |
| 22001201             | 03/31/2022   | ralexand | 430          | (\$100.00)         | COVER SUPPLIES            |
|                      | 03/31/2022   | ralexand | 610          | \$100.00           | COVER SUPPLIES            |
| <b>22001201</b>      |              |          |              | <b>\$0.00</b>      |                           |
| 22001202             | 03/31/2022   | ralexand | 760          | (\$191.00)         | COVER SUPPLIES            |
|                      | 03/31/2022   | ralexand | 610          | \$191.00           | COVER SUPPLIES            |
| <b>22001202</b>      |              |          |              | <b>\$0.00</b>      |                           |
| 22001203             | 03/31/2022   | kleonard | 153          | (\$2.68)           | TO COVER NEGATIVE BALANCE |
|                      | 03/31/2022   | kleonard | 153          | \$2.68             | TO COVER NEGATIVE BALANCE |
| <b>22001203</b>      |              |          |              | <b>\$0.00</b>      |                           |

## Budget Transfers By Period

| Journal Entry Number | Date Entered | Operator | Account Code | Transaction Amount | Transaction Description |
|----------------------|--------------|----------|--------------|--------------------|-------------------------|
| 22001204             | 03/31/2022   | kmccormi | 513          | (\$500.00)         | TO PAY FOR SUPPLIES     |
|                      | 03/31/2022   | kmccormi | 610          | \$500.00           | TO PAY FOR SUPPLIES     |
| <b>22001204</b>      |              |          |              | <b>\$0.00</b>      |                         |
| 22001206             | 03/31/2022   | kmccormi | 610          | (\$19.67)          | TO COVER NEG BALANCE    |
|                      | 03/31/2022   | kmccormi | 153          | \$19.67            | TO COVER NEG BALANCE    |
| <b>22001206</b>      |              |          |              | <b>\$0.00</b>      |                         |
| 22001208             | 03/31/2022   | koswald  | 640          | (\$50.00)          |                         |
|                      | 03/31/2022   | koswald  | 530          | \$50.00            |                         |
| <b>22001208</b>      |              |          |              | <b>\$0.00</b>      |                         |
| 22001209             | 03/31/2022   | kavaglia | 153          | (\$150.00)         | TO COVER OVERAGE        |
|                      | 03/31/2022   | kavaglia | 153          | \$150.00           | TO COVER OVERAGE        |
| <b>22001209</b>      |              |          |              | <b>\$0.00</b>      |                         |
| 22001210             | 03/31/2022   | ralexand | 811          | (\$1,000.00)       | COVER SALARIES          |
|                      | 03/31/2022   | ralexand | 153          | \$1,000.00         | COVER SALARIES          |
| <b>22001210</b>      |              |          |              | <b>\$0.00</b>      |                         |
| 22001211             | 03/31/2022   | scatramb | 610          | (\$70.51)          | COVER NEG BALANCE       |
|                      | 03/31/2022   | scatramb | 153          | \$70.51            | COVER NEG BALANCE       |
| <b>22001211</b>      |              |          |              | <b>\$0.00</b>      |                         |
| 22001212             | 03/31/2022   | ralexand | 640          | (\$800.00)         | COVER SALARIES          |
|                      | 03/31/2022   | ralexand | 153          | \$800.00           | COVER SALARIES          |
| <b>22001212</b>      |              |          |              | <b>\$0.00</b>      |                         |
| 22001214             | 03/31/2022   | rking1   | 811          | \$89.00            | TO COVER SHORTAGES      |
|                      | 03/31/2022   | rking1   | 610          | (\$89.00)          | TO COVER SHORTAGES      |
| <b>22001214</b>      |              |          |              | <b>\$0.00</b>      |                         |
| 22001215             | 03/31/2022   | ralexand | 610          | (\$110.00)         | COVER SALARIES          |
|                      | 03/31/2022   | ralexand | 153          | \$110.00           | COVER SALARIES          |
| <b>22001215</b>      |              |          |              | <b>\$0.00</b>      |                         |
| 22001216             | 03/31/2022   | ralexand | 640          | (\$3.00)           | COVER SALARIES          |
|                      | 03/31/2022   | ralexand | 153          | \$3.00             | COVER SALARIES          |
| <b>22001216</b>      |              |          |              | <b>\$0.00</b>      |                         |
| 22001217             | 03/31/2022   | ralexand | 610          | (\$3.00)           | COVER SALARIES          |
|                      | 03/31/2022   | ralexand | 153          | \$3.00             | COVER SALARIES          |
| <b>22001217</b>      |              |          |              | <b>\$0.00</b>      |                         |
| 22001218             | 04/01/2022   | mbrown1  | 580          | (\$16.71)          | TO MARKETING ACCT - 580 |
|                      | 04/01/2022   | mbrown1  | 580          | \$16.71            | TO MARKETING ACCT - 580 |
| <b>22001218</b>      |              |          |              | <b>\$0.00</b>      |                         |
| 22001219             | 04/01/2022   | ralexand | 640          | (\$341.20)         | COVER SUPPLIES          |
|                      | 04/01/2022   | ralexand | 610          | \$341.20           | COVER SUPPLIES          |
| <b>22001219</b>      |              |          |              | <b>\$0.00</b>      |                         |
| 22001220             | 04/01/2022   | mpitt    | 610          | (\$170.06)         | BALANCE NEG ACCT        |
|                      | 04/01/2022   | mpitt    | 153          | \$170.06           | BALANCE NEG ACCT        |
| <b>22001220</b>      |              |          |              | <b>\$0.00</b>      |                         |

## Budget Transfers By Period

| Journal Entry Number | Date Entered | Operator | Account Code | Transaction Amount | Transaction Description  |
|----------------------|--------------|----------|--------------|--------------------|--------------------------|
| 22001221             | 04/01/2022   | mpitt    | 610          | (\$200.00)         | BALANCE NEG ACCT         |
|                      | 04/01/2022   | mpitt    | 153          | \$200.00           | BALANCE NEG ACCT         |
| <b>22001221</b>      |              |          |              | <b>\$0.00</b>      |                          |
| 22001222             | 04/01/2022   | eronayne | 610          | (\$49.95)          | TRANSFER TO 30S 610      |
|                      | 04/01/2022   | eronayne | 610          | \$49.95            | TRANSFER TO 30S 610      |
| <b>22001222</b>      |              |          |              | <b>\$0.00</b>      |                          |
| 22001223             | 04/01/2022   | eronayne | 390          | (\$326.00)         | TRANSFER TO 30S 610      |
|                      | 04/01/2022   | eronayne | 610          | \$326.00           | TRANSFER TO 30S 610      |
| <b>22001223</b>      |              |          |              | <b>\$0.00</b>      |                          |
| 22001224             | 04/01/2022   | eronayne | 513          | (\$8.03)           | TRANSFER TO 30S 610      |
|                      | 04/01/2022   | eronayne | 610          | \$8.03             | TRANSFER TO 30S 610      |
| <b>22001224</b>      |              |          |              | <b>\$0.00</b>      |                          |
| 22001225             | 04/01/2022   | eronayne | 513          | (\$41.49)          | TRANSFER TO 30S 610      |
|                      | 04/01/2022   | eronayne | 610          | \$41.49            | TRANSFER TO 30S 610      |
| <b>22001225</b>      |              |          |              | <b>\$0.00</b>      |                          |
| 22001226             | 04/01/2022   | eronayne | 810          | (\$49.51)          | TRANSFER TO 30S 610      |
|                      | 04/01/2022   | eronayne | 610          | \$49.51            | TRANSFER TO 30S 610      |
| <b>22001226</b>      |              |          |              | <b>\$0.00</b>      |                          |
| 22001227             | 04/01/2022   | eronayne | 513          | (\$2,000.00)       | TRANSFER TO 30S 610      |
|                      | 04/01/2022   | eronayne | 610          | \$2,000.00         | TRANSFER TO 30S 610      |
| <b>22001227</b>      |              |          |              | <b>\$0.00</b>      |                          |
| 22001228             | 04/01/2022   | eronayne | 610          | (\$10.80)          | TRANSFER TO 30S 610      |
|                      | 04/01/2022   | eronayne | 610          | \$10.80            | TRANSFER TO 30S 610      |
| <b>22001228</b>      |              |          |              | <b>\$0.00</b>      |                          |
| 22001229             | 04/01/2022   | eronayne | 810          | (\$625.00)         | TRANSFER TO 30S 610      |
|                      | 04/01/2022   | eronayne | 610          | \$625.00           | TRANSFER TO 30S 610      |
| <b>22001229</b>      |              |          |              | <b>\$0.00</b>      |                          |
| 22001230             | 04/01/2022   | eronayne | 810          | (\$50.00)          | TRANSFER TO 30S 610      |
|                      | 04/01/2022   | eronayne | 610          | \$50.00            | TRANSFER TO 30S 610      |
| <b>22001230</b>      |              |          |              | <b>\$0.00</b>      |                          |
| 22001231             | 04/01/2022   | eronayne | 810          | (\$155.00)         | TRANSFER TO 30S 610      |
|                      | 04/01/2022   | eronayne | 610          | \$155.00           | TRANSFER TO 30S 610      |
| <b>22001231</b>      |              |          |              | <b>\$0.00</b>      |                          |
| 22001232             | 04/01/2022   | kleonard | 610          | (\$150.00)         | 4 SHELF BUILT BY TECH ED |
|                      | 04/01/2022   | kleonard | 610          | \$150.00           | 4 SHELF BUILT BY TECH ED |
| <b>22001232</b>      |              |          |              | <b>\$0.00</b>      |                          |
| 22001233             | 04/01/2022   | eronayne | 610          | (\$800.00)         | TRANSFER TO 30S 610      |
|                      | 04/01/2022   | eronayne | 610          | \$800.00           | TRANSFER TO 30S 610      |
| <b>22001233</b>      |              |          |              | <b>\$0.00</b>      |                          |
| 22001234             | 04/01/2022   | eronayne | 610          | (\$14.35)          | TRANSFER TO 30S 610      |
|                      | 04/01/2022   | eronayne | 610          | \$14.35            | TRANSFER TO 30S 610      |
| <b>22001234</b>      |              |          |              | <b>\$0.00</b>      |                          |

## Budget Transfers By Period

| Journal Entry Number | Date Entered | Operator | Account Code | Transaction Amount | Transaction Description |
|----------------------|--------------|----------|--------------|--------------------|-------------------------|
| 22001235             | 04/01/2022   | eronayne | 390          | (\$98.00)          | TRANSFER TO 30S 610     |
|                      | 04/01/2022   | eronayne | 610          | \$98.00            | TRANSFER TO 30S 610     |
| <b>22001235</b>      |              |          |              | <b>\$0.00</b>      |                         |
| 22001236             | 04/01/2022   | eronayne | 580          | (\$0.94)           | TRANSFER TO 30S 610     |
|                      | 04/01/2022   | eronayne | 610          | \$0.94             | TRANSFER TO 30S 610     |
| <b>22001236</b>      |              |          |              | <b>\$0.00</b>      |                         |
| 22001237             | 04/01/2022   | eronayne | 580          | (\$73.49)          | TRANSFER TO 30S 610     |
|                      | 04/01/2022   | eronayne | 610          | \$73.49            | TRANSFER TO 30S 610     |
| <b>22001237</b>      |              |          |              | <b>\$0.00</b>      |                         |
| 22001238             | 04/01/2022   | eronayne | 810          | (\$240.62)         | TRANSFER TO 30S 610     |
|                      | 04/01/2022   | eronayne | 610          | \$240.62           | TRANSFER TO 30S 610     |
| <b>22001238</b>      |              |          |              | <b>\$0.00</b>      |                         |
| 22001239             | 04/01/2022   | eronayne | 811          | (\$80.00)          | TRANSFER TO 30S 610     |
|                      | 04/01/2022   | eronayne | 610          | \$80.00            | TRANSFER TO 30S 610     |
| <b>22001239</b>      |              |          |              | <b>\$0.00</b>      |                         |
| 22001240             | 04/01/2022   | eronayne | 610          | (\$29.40)          | TRANSFER TO 30S 610     |
|                      | 04/01/2022   | eronayne | 610          | \$29.40            | TRANSFER TO 30S 610     |
| <b>22001240</b>      |              |          |              | <b>\$0.00</b>      |                         |
| 22001241             | 04/01/2022   | eronayne | 513          | (\$624.47)         | TRANSFER TO 30S 610     |
|                      | 04/01/2022   | eronayne | 610          | \$624.47           | TRANSFER TO 30S 610     |
| <b>22001241</b>      |              |          |              | <b>\$0.00</b>      |                         |
| 22001242             | 04/01/2022   | mdanbach | 430          | (\$600.00)         |                         |
|                      | 04/01/2022   | mdanbach | 760          | \$600.00           |                         |
| <b>22001242</b>      |              |          |              | <b>\$0.00</b>      |                         |
| 22001244             | 04/01/2022   | eronayne | 810          | (\$574.53)         | TRANSFER TO 30S 610     |
|                      | 04/01/2022   | eronayne | 610          | \$574.53           | TRANSFER TO 30S 610     |
| <b>22001244</b>      |              |          |              | <b>\$0.00</b>      |                         |
| 22001245             | 04/01/2022   | eronayne | 810          | (\$194.50)         | TRANSFER TO 30S 610     |
|                      | 04/01/2022   | eronayne | 610          | \$194.50           | TRANSFER TO 30S 610     |
| <b>22001245</b>      |              |          |              | <b>\$0.00</b>      |                         |
| 22001246             | 04/01/2022   | eronayne | 513          | (\$2,741.91)       | TRANSFER TO 30S 610     |
|                      | 04/01/2022   | eronayne | 610          | \$2,741.91         | TRANSFER TO 30S 610     |
| <b>22001246</b>      |              |          |              | <b>\$0.00</b>      |                         |
| 22001247             | 04/01/2022   | eronayne | 513          | (\$400.00)         | TRANSFER TO 30S 610     |
|                      | 04/01/2022   | eronayne | 610          | \$400.00           | TRANSFER TO 30S 610     |
| <b>22001247</b>      |              |          |              | <b>\$0.00</b>      |                         |
| 22001248             | 04/01/2022   | eronayne | 513          | (\$1,000.00)       | TRANSFER TO 30S 610     |
|                      | 04/01/2022   | eronayne | 610          | \$1,000.00         | TRANSFER TO 30S 610     |
| <b>22001248</b>      |              |          |              | <b>\$0.00</b>      |                         |
| 22001249             | 04/01/2022   | eronayne | 513          | (\$600.00)         | TRANSFER TO 30S 610     |
|                      | 04/01/2022   | eronayne | 610          | \$600.00           | TRANSFER TO 30S 610     |
| <b>22001249</b>      |              |          |              | <b>\$0.00</b>      |                         |

## Budget Transfers By Period

| Journal Entry Number | Date Entered | Operator | Account Code | Transaction Amount | Transaction Description |
|----------------------|--------------|----------|--------------|--------------------|-------------------------|
| 22001250             | 04/01/2022   | eronayne | 513          | (\$700.00)         | TRANSFER TO 30S 610     |
|                      | 04/01/2022   | eronayne | 610          | \$700.00           | TRANSFER TO 30S 610     |
| <b>22001250</b>      |              |          |              | <b>\$0.00</b>      |                         |
| 22001251             | 04/01/2022   | skropp   | 610          | (\$152.64)         |                         |
|                      | 04/01/2022   | skropp   | 581          | \$152.64           |                         |
| <b>22001251</b>      |              |          |              | <b>\$0.00</b>      |                         |
| 22001252             | 04/01/2022   | koswald  | 610          | (\$1,500.00)       |                         |
|                      | 04/01/2022   | koswald  | 430          | \$1,500.00         |                         |
| <b>22001252</b>      |              |          |              | <b>\$0.00</b>      |                         |
| 22001253             | 04/01/2022   | amcveigh | 650          | (\$140.00)         | TO COVER EXPENSE        |
|                      | 04/01/2022   | amcveigh | 610          | \$140.00           | TO COVER EXPENSE        |
| <b>22001253</b>      |              |          |              | <b>\$0.00</b>      |                         |
| 22001254             | 04/04/2022   | eronayne | 610          | (\$600.00)         | TRANSFER TO 30V 810     |
|                      | 04/04/2022   | eronayne | 810          | \$600.00           | TRANSFER TO 30V 810     |
| <b>22001254</b>      |              |          |              | <b>\$0.00</b>      |                         |
| 22001255             | 04/04/2022   | rking1   | 315          | \$1,000.00         | TO COVER SHORTAGES      |
|                      | 04/04/2022   | rking1   | 650          | (\$1,000.00)       | TO COVER SHORTAGES      |
| <b>22001255</b>      |              |          |              | <b>\$0.00</b>      |                         |
| 22001256             | 04/04/2022   | rking1   | 315          | \$1,000.00         | TO COVER SHORATGES      |
|                      | 04/04/2022   | rking1   | 640          | (\$1,000.00)       | TO COVER SHORATGES      |
| <b>22001256</b>      |              |          |              | <b>\$0.00</b>      |                         |
| 22001257             | 04/04/2022   | rking1   | 315          | \$1,000.00         | TO COVER SHORTAGES      |
|                      | 04/04/2022   | rking1   | 650          | (\$1,000.00)       | TO COVER SHORTAGES      |
| <b>22001257</b>      |              |          |              | <b>\$0.00</b>      |                         |
| 22001258             | 04/04/2022   | rking1   | 635          | \$150.00           | TO COVER SHORTAGES      |
|                      | 04/04/2022   | rking1   | 640          | (\$75.00)          | TO COVER SHORTAGES      |
|                      | 04/04/2022   | rking1   | 811          | (\$75.00)          | TO COVER SHORTAGES      |
| <b>22001258</b>      |              |          |              | <b>\$0.00</b>      |                         |
| 22001259             | 04/04/2022   | rking1   | 635          | \$26.00            | TO COVER SHORTAGES      |
|                      | 04/04/2022   | rking1   | 811          | (\$26.00)          | TO COVER SHORTAGES      |
| <b>22001259</b>      |              |          |              | <b>\$0.00</b>      |                         |
| 22001260             | 04/04/2022   | rking1   | 324          | \$25.00            | TO COVER SHORTAGES      |
|                      | 04/04/2022   | rking1   | 610          | (\$25.00)          | TO COVER SHORTAGES      |
| <b>22001260</b>      |              |          |              | <b>\$0.00</b>      |                         |
| 22001261             | 04/04/2022   | rking1   | 315          | \$2,500.00         | TO COVER SHORTAGES      |
|                      | 04/04/2022   | rking1   | 610          | (\$2,500.00)       | TO COVER SHORTAGES      |
| <b>22001261</b>      |              |          |              | <b>\$0.00</b>      |                         |
| 22001262             | 04/04/2022   | rking1   | 324          | \$1,500.00         | TO COVER SHORTAGES      |
|                      | 04/04/2022   | rking1   | 580          | (\$1,500.00)       | TO COVER SHORTAGES      |
| <b>22001262</b>      |              |          |              | <b>\$0.00</b>      |                         |



## Budget Transfers By Period

| Journal Entry Number | Date Entered | Operator | Account Code | Transaction Amount | Transaction Description   |
|----------------------|--------------|----------|--------------|--------------------|---------------------------|
| 22001263             | 04/04/2022   | rking1   | 581          | \$2,750.35         | TO COVER SHORTAGES        |
|                      | 04/04/2022   | rking1   | 580          | (\$2,750.35)       | TO COVER SHORTAGES        |
| <b>22001263</b>      |              |          |              | <b>\$0.00</b>      |                           |
| 22001264             | 04/04/2022   | jmatthew | 330          | (\$1,500.00)       | COVER MAILSYSTEMS OVERAGE |
|                      | 04/04/2022   | jmatthew | 530          | \$1,500.00         | COVER MAILSYSTEMS OVERAGE |
| <b>22001264</b>      |              |          |              | <b>\$0.00</b>      |                           |
| 22001265             | 04/04/2022   | rking1   | 315          | \$2,500.00         | TO COVER SHORTAGES        |
|                      | 04/04/2022   | rking1   | 650          | (\$2,500.00)       | TO COVER SHORTAGES        |
| <b>22001265</b>      |              |          |              | <b>\$0.00</b>      |                           |
| 22001266             | 04/04/2022   | rking1   | 315          | \$200.00           | TO COVER SHORTAGES        |
|                      | 04/04/2022   | rking1   | 123          | (\$200.00)         | TO COVER SHORTAGES        |
| <b>22001266</b>      |              |          |              | <b>\$0.00</b>      |                           |
| 22001267             | 04/04/2022   | rking1   | 315          | \$5,500.00         | TO COVER SHORTAGES        |
|                      | 04/04/2022   | rking1   | 640          | (\$5,500.00)       | TO COVER SHORTAGES        |
| <b>22001267</b>      |              |          |              | <b>\$0.00</b>      |                           |
| 22001268             | 04/04/2022   | mbrown1  | 430          | (\$1,745.00)       | TO 610 FOR TAYLORS PO     |
|                      | 04/04/2022   | mbrown1  | 610          | \$1,745.00         | TO 610 FOR TAYLORS PO     |
| <b>22001268</b>      |              |          |              | <b>\$0.00</b>      |                           |
| 22001269             | 04/04/2022   | mdanbach | 315          | (\$3,000.00)       |                           |
|                      | 04/04/2022   | mdanbach | 123          | \$3,000.00         |                           |
| <b>22001269</b>      |              |          |              | <b>\$0.00</b>      |                           |
| 22001271             | 04/04/2022   | mdanbach | 610          | (\$500.00)         |                           |
|                      | 04/04/2022   | mdanbach | 153          | \$250.00           |                           |
|                      | 04/04/2022   | mdanbach | 580          | \$20.00            |                           |
|                      | 04/04/2022   | mdanbach | 530          | \$230.00           |                           |
| <b>22001271</b>      |              |          |              | <b>\$0.00</b>      |                           |
| 22001273             | 04/04/2022   | mdanbach | 610          | (\$125.00)         |                           |
|                      | 04/04/2022   | mdanbach | 530          | \$125.00           |                           |
| <b>22001273</b>      |              |          |              | <b>\$0.00</b>      |                           |
| 22001275             | 04/04/2022   | mdanbach | 610          | (\$75.00)          |                           |
|                      | 04/04/2022   | mdanbach | 580          | \$75.00            |                           |
| <b>22001275</b>      |              |          |              | <b>\$0.00</b>      |                           |
| 22001277             | 04/04/2022   | mdanbach | 610          | (\$325.00)         |                           |
|                      | 04/04/2022   | mdanbach | 530          | (\$300.00)         |                           |
|                      | 04/04/2022   | mdanbach | 513          | \$625.00           |                           |
| <b>22001277</b>      |              |          |              | <b>\$0.00</b>      |                           |
| 22001279             | 04/04/2022   | mdanbach | 610          | (\$699.37)         |                           |
|                      | 04/04/2022   | mdanbach | 640          | (\$673.07)         |                           |
|                      | 04/04/2022   | mdanbach | 610          | (\$7.00)           |                           |
|                      | 04/04/2022   | mdanbach | 640          | \$1,379.44         |                           |
| <b>22001279</b>      |              |          |              | <b>\$0.00</b>      |                           |

## Budget Transfers By Period

| Journal Entry Number | Date Entered | Operator | Account Code | Transaction Amount | Transaction Description  |
|----------------------|--------------|----------|--------------|--------------------|--------------------------|
| 22001281             | 04/04/2022   | ralexand | 430          | (\$14.21)          | COVER SUPPLIES           |
|                      | 04/04/2022   | ralexand | 610          | \$14.21            | COVER SUPPLIES           |
| <b>22001281</b>      |              |          |              | <b>\$0.00</b>      |                          |
| 22001282             | 04/04/2022   | eronayne | 610          | (\$500.00)         | TRANSFER TO 30R 810      |
|                      | 04/04/2022   | eronayne | 810          | \$500.00           | TRANSFER TO 30R 810      |
| <b>22001282</b>      |              |          |              | <b>\$0.00</b>      |                          |
| 22001283             | 04/04/2022   | ralexand | 610          | (\$100.00)         | COVER ACCOMPANIST        |
|                      | 04/04/2022   | ralexand | 390          | \$100.00           | COVER ACCOMPANIST        |
| <b>22001283</b>      |              |          |              | <b>\$0.00</b>      |                          |
| 22001284             | 04/04/2022   | mbrown1  | 610          | (\$930.45)         | TO 1110-123 PAYROLL ACCT |
|                      | 04/04/2022   | mbrown1  | 315          | \$930.45           | TO 1110-123 PAYROLL ACCT |
| <b>22001284</b>      |              |          |              | <b>\$0.00</b>      |                          |
| 22001285             | 04/04/2022   | mbrown1  | 153          | (\$8.71)           | FOR NEG 153 ACCT CONNIE  |
|                      | 04/04/2022   | mbrown1  | 153          | \$8.71             | FOR NEG 153 ACCT CONNIE  |
| <b>22001285</b>      |              |          |              | <b>\$0.00</b>      |                          |
| 22001286             | 04/05/2022   | mdanbach | 610          | (\$9.31)           |                          |
|                      | 04/05/2022   | mdanbach | 640          | \$9.31             |                          |
| <b>22001286</b>      |              |          |              | <b>\$0.00</b>      |                          |
| 22001288             | 04/05/2022   | mdanbach | 610          | (\$80.00)          |                          |
|                      | 04/05/2022   | mdanbach | 640          | \$80.00            |                          |
| <b>22001288</b>      |              |          |              | <b>\$0.00</b>      |                          |
| 22001290             | 04/05/2022   | skropp   | 610          | (\$13.53)          |                          |
|                      | 04/05/2022   | skropp   | 513          | \$13.53            |                          |
| <b>22001290</b>      |              |          |              | <b>\$0.00</b>      |                          |
| 22001291             | 04/05/2022   | skropp   | 810          | (\$51.31)          |                          |
|                      | 04/05/2022   | skropp   | 513          | \$51.31            |                          |
| <b>22001291</b>      |              |          |              | <b>\$0.00</b>      |                          |
| 22001292             | 04/05/2022   | skropp   | 610          | (\$69.06)          |                          |
|                      | 04/05/2022   | skropp   | 513          | \$69.06            |                          |
| <b>22001292</b>      |              |          |              | <b>\$0.00</b>      |                          |
| 22001293             | 04/05/2022   | skropp   | 513          | (\$1,021.15)       |                          |
|                      | 04/05/2022   | skropp   | 513          | \$1,021.15         |                          |
| <b>22001293</b>      |              |          |              | <b>\$0.00</b>      |                          |
| 22001294             | 04/05/2022   | skropp   | 610          | (\$278.59)         |                          |
|                      | 04/05/2022   | skropp   | 513          | \$278.59           |                          |
| <b>22001294</b>      |              |          |              | <b>\$0.00</b>      |                          |
| 22001295             | 04/05/2022   | lteodoro | 810          | (\$550.58)         | ATHLETIC EXPENSES        |
|                      | 04/05/2022   | lteodoro | 441          | \$550.58           | ATHLETIC EXPENSES        |
| <b>22001295</b>      |              |          |              | <b>\$0.00</b>      |                          |
| 22001296             | 04/05/2022   | eronayne | 610          | (\$226.51)         | TRANSFER TO 30S 610      |
|                      | 04/05/2022   | eronayne | 610          | \$226.51           | TRANSFER TO 30S 610      |
| <b>22001296</b>      |              |          |              | <b>\$0.00</b>      |                          |

## Budget Transfers By Period

| Journal Entry Number | Date Entered | Operator | Account Code | Transaction Amount | Transaction Description   |
|----------------------|--------------|----------|--------------|--------------------|---------------------------|
| 22001297             | 04/05/2022   | eronayne | 610          | (\$270.52)         | TRANSFER TO 30S 610       |
|                      | 04/05/2022   | eronayne | 610          | \$270.52           | TRANSFER TO 30S 610       |
| <b>22001297</b>      |              |          |              | <b>\$0.00</b>      |                           |
| 22001298             | 04/05/2022   | eronayne | 610          | (\$142.53)         | TRANSFER TO 30S 610       |
|                      | 04/05/2022   | eronayne | 610          | \$142.53           | TRANSFER TO 30S 610       |
| <b>22001298</b>      |              |          |              | <b>\$0.00</b>      |                           |
| 22001299             | 04/05/2022   | scatramb | 610          | (\$933.12)         | COVER SUBS                |
|                      | 04/05/2022   | scatramb | 315          | \$933.12           | COVER SUBS                |
| <b>22001299</b>      |              |          |              | <b>\$0.00</b>      |                           |
| 22001301             | 04/05/2022   | kleonard | 640          | (\$1,191.97)       | PER REQUEST OF J. KREAMER |
|                      | 04/05/2022   | kleonard | 610          | \$1,191.97         | PER REQUEST OF J. KREAMER |
| <b>22001301</b>      |              |          |              | <b>\$0.00</b>      |                           |
| 22001302             | 04/05/2022   | kpatters | 640          | (\$150.00)         | COVER EXPENSE             |
|                      | 04/05/2022   | kpatters | 811          | \$150.00           | COVER EXPENSE             |
| <b>22001302</b>      |              |          |              | <b>\$0.00</b>      |                           |
| 22001303             | 04/05/2022   | mpitt    | 610          | (\$120.00)         | BALANCE ACCT              |
|                      | 04/05/2022   | mpitt    | 650          | \$120.00           | BALANCE ACCT              |
| <b>22001303</b>      |              |          |              | <b>\$0.00</b>      |                           |
| 22001304             | 04/05/2022   | rking1   | 581          | \$3,000.00         | TO COVER SHORTAGES        |
|                      | 04/05/2022   | rking1   | 810          | (\$3,000.00)       | TO COVER SHORTAGES        |
| <b>22001304</b>      |              |          |              | <b>\$0.00</b>      |                           |
| 22001305             | 04/05/2022   | rking1   | 635          | \$200.00           | TO COVER SHORTAGES        |
|                      | 04/05/2022   | rking1   | 610          | (\$200.00)         | TO COVER SHORTAGES        |
| <b>22001305</b>      |              |          |              | <b>\$0.00</b>      |                           |
| 22001306             | 04/05/2022   | koswald  | 610          | (\$1,300.00)       |                           |
|                      | 04/05/2022   | koswald  | 811          | \$1,300.00         |                           |
| <b>22001306</b>      |              |          |              | <b>\$0.00</b>      |                           |
| 22001307             | 04/05/2022   | kavaglia | 640          | (\$0.53)           | TO COVER EXPENSES         |
|                      | 04/05/2022   | kavaglia | 153          | \$0.53             | TO COVER EXPENSES         |
| <b>22001307</b>      |              |          |              | <b>\$0.00</b>      |                           |
| 22001308             | 04/06/2022   | kleonard | 811          | (\$125.00)         | REQUEST BY D. ZINGANI     |
|                      | 04/06/2022   | kleonard | 610          | \$125.00           | REQUEST BY D. ZINGANI     |
| <b>22001308</b>      |              |          |              | <b>\$0.00</b>      |                           |
| 22001309             | 04/06/2022   | sryan2   | 530          | (\$400.00)         | BUDG TRANS                |
|                      | 04/06/2022   | sryan2   | 430          | \$400.00           | BUDG TRANS                |
| <b>22001309</b>      |              |          |              | <b>\$0.00</b>      |                           |
| 22001310             | 04/06/2022   | kleonard | 640          | (\$1,600.00)       | REQUEST FROM JOAN HOHWALD |
|                      | 04/06/2022   | kleonard | 610          | \$1,600.00         | REQUEST FROM JOAN HOHWALD |
| <b>22001310</b>      |              |          |              | <b>\$0.00</b>      |                           |
| 22001311             | 04/06/2022   | kavaglia | 640          | (\$222.05)         | TO COVER EXPENSES         |
|                      | 04/06/2022   | kavaglia | 610          | \$222.05           | TO COVER EXPENSES         |
| <b>22001311</b>      |              |          |              | <b>\$0.00</b>      |                           |

## Budget Transfers By Period

| Journal Entry Number | Date Entered | Operator | Account Code | Transaction Amount | Transaction Description   |
|----------------------|--------------|----------|--------------|--------------------|---------------------------|
| 22001312             | 04/06/2022   | dclark1  | 610          | (\$1,100.00)       | TO COVER SHORTAGE         |
|                      | 04/06/2022   | dclark1  | 324          | \$1,100.00         | TO COVER SHORTAGE         |
| <b>22001312</b>      |              |          |              | <b>\$0.00</b>      |                           |
| 22001313             | 04/07/2022   | tsprange | 153          | \$13.58            | NEGATIVE FUNDS            |
|                      | 04/07/2022   | tsprange | 610          | (\$13.58)          | NEGATIVE FUNDS            |
| <b>22001313</b>      |              |          |              | <b>\$0.00</b>      |                           |
| 22001314             | 04/07/2022   | tsprange | 153          | \$335.36           | NEGATIVE FUNDS            |
|                      | 04/07/2022   | tsprange | 610          | (\$335.36)         | NEGATIVE FUNDS            |
| <b>22001314</b>      |              |          |              | <b>\$0.00</b>      |                           |
| 22001316             | 04/07/2022   | lgoldste | 123          | (\$235.81)         | KELLY INVOICE 546206      |
|                      | 04/07/2022   | lgoldste | 315          | \$235.81           | KELLY INVOICE 546206      |
| <b>22001316</b>      |              |          |              | <b>\$0.00</b>      |                           |
| 22001317             | 04/07/2022   | lgoldste | 123          | (\$235.81)         | KELLY INVOICE 578022      |
|                      | 04/07/2022   | lgoldste | 315          | \$235.81           | KELLY INVOICE 578022      |
| <b>22001317</b>      |              |          |              | <b>\$0.00</b>      |                           |
| 22001318             | 04/07/2022   | lgoldste | 123          | (\$774.82)         | KELLY INVOICE 581128      |
|                      | 04/07/2022   | lgoldste | 315          | \$774.82           | KELLY INVOICE 581128      |
| <b>22001318</b>      |              |          |              | <b>\$0.00</b>      |                           |
| 22001320             | 04/07/2022   | mdanbach | 610          | (\$12.00)          |                           |
|                      | 04/07/2022   | mdanbach | 610          | \$12.00            |                           |
| <b>22001320</b>      |              |          |              | <b>\$0.00</b>      |                           |
| 22001322             | 04/07/2022   | eronayne | 610          | (\$143.30)         | TRANSFER TO 30T 610       |
|                      | 04/07/2022   | eronayne | 610          | \$143.30           | TRANSFER TO 30T 610       |
| <b>22001322</b>      |              |          |              | <b>\$0.00</b>      |                           |
| 22001323             | 04/07/2022   | rking1   | 315          | \$235.81           | TO COVER SHORTAGES        |
|                      | 04/07/2022   | rking1   | 123          | (\$235.81)         | TO COVER SHORTAGES        |
| <b>22001323</b>      |              |          |              | <b>\$0.00</b>      |                           |
| 22001324             | 04/08/2022   | ralexand | 760          | (\$1,626.00)       | COVER SCIENCE OLYM. BUS   |
|                      | 04/08/2022   | ralexand | 513          | \$1,626.00         | COVER SCIENCE OLYM. BUS   |
| <b>22001324</b>      |              |          |              | <b>\$0.00</b>      |                           |
| 22001325             | 04/08/2022   | rking1   | 315          | \$2,300.00         | TO COVER SHORTAGES        |
|                      | 04/08/2022   | rking1   | 640          | (\$2,300.00)       | TO COVER SHORTAGES        |
| <b>22001325</b>      |              |          |              | <b>\$0.00</b>      |                           |
| 22001326             | 04/08/2022   | rking1   | 315          | \$1,000.00         | TO COVER SHORTAGES        |
|                      | 04/08/2022   | rking1   | 640          | (\$1,000.00)       | TO COVER SHORTAGES        |
| <b>22001326</b>      |              |          |              | <b>\$0.00</b>      |                           |
| 22001327             | 04/08/2022   | kleonard | 640          | (\$70.14)          | PER REQUEST FROM J. BOOSZ |
|                      | 04/08/2022   | kleonard | 640          | \$70.14            | PER REQUEST FROM J. BOOSZ |
| <b>22001327</b>      |              |          |              | <b>\$0.00</b>      |                           |
| 22001328             | 04/08/2022   | msmith2  | 610          | (\$100.00)         | TRANSFER TO 640           |
|                      | 04/08/2022   | msmith2  | 640          | \$100.00           | TRANSFER TO 640           |
| <b>22001328</b>      |              |          |              | <b>\$0.00</b>      |                           |

## Budget Transfers By Period

| Journal Entry Number | Date Entered | Operator | Account Code | Transaction Amount | Transaction Description |
|----------------------|--------------|----------|--------------|--------------------|-------------------------|
| 22001329             | 04/08/2022   | amcveigh | 610          | (\$6.22)           | TO COVER DEFICIT        |
|                      | 04/08/2022   | amcveigh | 530          | \$6.22             | TO COVER DEFICIT        |
|                      | 04/08/2022   | amcveigh | 610          | (\$4.80)           | TO COVER DEFICIT        |
|                      | 04/08/2022   | amcveigh | 610          | \$4.80             | TO COVER DEFICIT        |
|                      | 04/08/2022   | amcveigh | 610          | (\$8.03)           | TO COVER DEFICIT        |
|                      | 04/08/2022   | amcveigh | 610          | \$8.03             | TO COVER DEFICIT        |
|                      | 04/08/2022   | amcveigh | 610          | (\$0.98)           | TO COVER DEFICIT        |
|                      | 04/08/2022   | amcveigh | 610          | \$0.98             | TO COVER DEFICIT        |
|                      | 04/08/2022   | amcveigh | 650          | (\$76.95)          | TO COVER DEFICIT        |
|                      | 04/08/2022   | amcveigh | 610          | \$76.95            | TO COVER DEFICIT        |
|                      | 04/08/2022   | amcveigh | 610          | (\$9.99)           | TO COVER DEFICIT        |
|                      | 04/08/2022   | amcveigh | 610          | \$9.99             | TO COVER DEFICIT        |
|                      | 04/08/2022   | amcveigh | 610          | (\$300.00)         | TO COVER DEFICIT        |
|                      | 04/08/2022   | amcveigh | 610          | \$300.00           | TO COVER DEFICIT        |
| <b>22001329</b>      |              |          |              | <b>\$0.00</b>      |                         |
| 22001330             | 04/08/2022   | msmith2  | 640          | (\$200.00)         | TRANSFER TO 610         |
|                      | 04/08/2022   | msmith2  | 610          | \$200.00           | TRANSFER TO 610         |
| <b>22001330</b>      |              |          |              | <b>\$0.00</b>      |                         |
| 22001332             | 04/08/2022   | rking1   | 610          | \$709.28           | TO COVER SHORTAGES      |
|                      | 04/08/2022   | rking1   | 610          | (\$709.28)         | TO COVER SHORTAGES      |
| <b>22001332</b>      |              |          |              | <b>\$0.00</b>      |                         |
| 22001333             | 04/08/2022   | kavaglia | 430          | (\$508.03)         | TO COVER EXPENSES       |
|                      | 04/08/2022   | kavaglia | 610          | \$508.03           | TO COVER EXPENSES       |
| <b>22001333</b>      |              |          |              | <b>\$0.00</b>      |                         |
| 22001334             | 04/08/2022   | kavaglia | 390          | (\$712.00)         | TO COVER EXPENSES       |
|                      | 04/08/2022   | kavaglia | 610          | \$712.00           | TO COVER EXPENSES       |
| <b>22001334</b>      |              |          |              | <b>\$0.00</b>      |                         |
| 22001335             | 04/08/2022   | rking1   | 513          | \$1,500.00         | TO COVER SHORTAGES      |
|                      | 04/08/2022   | rking1   | 640          | (\$1,100.00)       | TO COVER SHORTAGES      |
|                      | 04/08/2022   | rking1   | 123          | (\$400.00)         | TO COVER SHORTAGES      |
| <b>22001335</b>      |              |          |              | <b>\$0.00</b>      |                         |
| 22001336             | 04/08/2022   | rking1   | 810          | \$50.00            | TO COVER SHORTAGES      |
|                      | 04/08/2022   | rking1   | 610          | (\$50.00)          | TO COVER SHORTAGES      |
| <b>22001336</b>      |              |          |              | <b>\$0.00</b>      |                         |
| 22001338             | 04/08/2022   | kavaglia | 430          | (\$1,322.23)       | TO COVER EXPENSES       |
|                      | 04/08/2022   | kavaglia | 610          | \$1,322.23         | TO COVER EXPENSES       |
| <b>22001338</b>      |              |          |              | <b>\$0.00</b>      |                         |
| 22001339             | 04/08/2022   | kavaglia | 811          | (\$301.94)         | TO COVER EXPENSES       |
|                      | 04/08/2022   | kavaglia | 610          | \$301.94           | TO COVER EXPENSES       |
| <b>22001339</b>      |              |          |              | <b>\$0.00</b>      |                         |

## Budget Transfers By Period

| Journal Entry Number | Date Entered | Operator | Account Code | Transaction Amount | Transaction Description  |
|----------------------|--------------|----------|--------------|--------------------|--------------------------|
| 22001340             | 04/08/2022   | kavaglia | 513          | (\$376.00)         | TO COVER EXPENSES        |
|                      | 04/08/2022   | kavaglia | 610          | \$376.00           | TO COVER EXPENSES        |
| <b>22001340</b>      |              |          |              | <b>\$0.00</b>      |                          |
| 22001341             | 04/11/2022   | mbrown1  | 610          | (\$380.98)         | TO COV THORNBURY TWP BUS |
|                      | 04/11/2022   | mbrown1  | 513          | \$380.98           | TO COV THORNBURY TWP BUS |
| <b>22001341</b>      |              |          |              | <b>\$0.00</b>      |                          |
| 22001342             | 04/11/2022   | mdanbach | 610          | (\$3,271.20)       |                          |
|                      | 04/11/2022   | mdanbach | 610          | \$3,271.20         |                          |
| <b>22001342</b>      |              |          |              | <b>\$0.00</b>      |                          |
| 22001344             | 04/11/2022   | mdanbach | 153          | \$0.51             |                          |
|                      | 04/11/2022   | mdanbach | 610          | (\$0.51)           |                          |
|                      | 04/11/2022   | mdanbach | 640          | \$206.87           |                          |
|                      | 04/11/2022   | mdanbach | 610          | (\$206.87)         |                          |
| <b>22001344</b>      |              |          |              | <b>\$0.00</b>      |                          |
| 22001346             | 04/11/2022   | tmbaxter | 610          | (\$106.85)         |                          |
|                      | 04/11/2022   | tmbaxter | 530          | \$106.85           |                          |
| <b>22001346</b>      |              |          |              | <b>\$0.00</b>      |                          |
| 22001347             | 04/11/2022   | kavaglia | 610          | (\$100.00)         | TO COVER EXPENSES        |
|                      | 04/11/2022   | kavaglia | 610          | \$100.00           | TO COVER EXPENSES        |
| <b>22001347</b>      |              |          |              | <b>\$0.00</b>      |                          |
| 22001348             | 04/11/2022   | kavaglia | 610          | (\$81.00)          | TO COVER EXPENSES        |
|                      | 04/11/2022   | kavaglia | 610          | \$81.00            | TO COVER EXPENSES        |
| <b>22001348</b>      |              |          |              | <b>\$0.00</b>      |                          |
| 22001349             | 04/11/2022   | ralexand | 610          | (\$1,500.00)       | COVER SUPPLIES           |
|                      | 04/11/2022   | ralexand | 610          | \$1,500.00         | COVER SUPPLIES           |
| <b>22001349</b>      |              |          |              | <b>\$0.00</b>      |                          |
| 22001350             | 04/11/2022   | kavaglia | 390          | (\$506.03)         | TO COVER EXPENSES        |
|                      | 04/11/2022   | kavaglia | 610          | \$506.03           | TO COVER EXPENSES        |
| <b>22001350</b>      |              |          |              | <b>\$0.00</b>      |                          |
| 22001351             | 04/11/2022   | kavaglia | 513          | (\$100.00)         | TO COVER EXPENSES        |
|                      | 04/11/2022   | kavaglia | 610          | \$100.00           | TO COVER EXPENSES        |
| <b>22001351</b>      |              |          |              | <b>\$0.00</b>      |                          |
| 22001352             | 04/11/2022   | kavaglia | 580          | (\$100.00)         | TO COVER EXPENSES        |
|                      | 04/11/2022   | kavaglia | 610          | \$100.00           | TO COVER EXPENSES        |
| <b>22001352</b>      |              |          |              | <b>\$0.00</b>      |                          |
| 22001353             | 04/11/2022   | kleonard | 640          | (\$202.13)         | REQUEST FROM J. KREAMER  |
|                      | 04/11/2022   | kleonard | 315          | \$202.13           | REQUEST FROM J. KREAMER  |
| <b>22001353</b>      |              |          |              | <b>\$0.00</b>      |                          |
| 22001354             | 04/12/2022   | eronayne | 610          | (\$3,250.00)       | TRANSFER TO 30T 610      |
|                      | 04/12/2022   | eronayne | 610          | \$3,250.00         | TRANSFER TO 30T 610      |
| <b>22001354</b>      |              |          |              | <b>\$0.00</b>      |                          |

## Budget Transfers By Period

| Journal Entry Number | Date Entered | Operator | Account Code | Transaction Amount | Transaction Description  |
|----------------------|--------------|----------|--------------|--------------------|--------------------------|
| 22001355             | 04/12/2022   | mgigliou | 610          | (\$193.82)         |                          |
|                      | 04/12/2022   | mgigliou | 610          | \$193.82           |                          |
| <b>22001355</b>      |              |          |              | <b>\$0.00</b>      |                          |
| 22001359             | 04/12/2022   | mdanbach | 610          | (\$12.00)          |                          |
|                      | 04/12/2022   | mdanbach | 610          | \$12.00            |                          |
| <b>22001359</b>      |              |          |              | <b>\$0.00</b>      |                          |
| 22001362             | 04/12/2022   | mpitt    | 123          | (\$200.00)         | BALANCE ACCOUNT          |
|                      | 04/12/2022   | mpitt    | 153          | \$200.00           | BALANCE ACCOUNT          |
| <b>22001362</b>      |              |          |              | <b>\$0.00</b>      |                          |
| 22001363             | 04/12/2022   | kleonard | 610          | (\$218.25)         | REQUEST FROM C. SALAZAR  |
|                      | 04/12/2022   | kleonard | 513          | \$218.25           | REQUEST FROM C. SALAZAR  |
| <b>22001363</b>      |              |          |              | <b>\$0.00</b>      |                          |
| 22001364             | 04/12/2022   | mgigliou | 811          | (\$42.00)          |                          |
|                      | 04/12/2022   | mgigliou | 153          | \$42.00            |                          |
| <b>22001364</b>      |              |          |              | <b>\$0.00</b>      |                          |
| 22001365             | 04/12/2022   | amcveigh | 640          | (\$4,947.79)       | TO COVER PURCHASE        |
|                      | 04/12/2022   | amcveigh | 610          | \$4,947.79         | TO COVER PURCHASE        |
| <b>22001365</b>      |              |          |              | <b>\$0.00</b>      |                          |
| 22001366             | 04/12/2022   | kavaglia | 640          | (\$28.59)          | TO COVER EXPENSES        |
|                      | 04/12/2022   | kavaglia | 610          | \$28.59            | TO COVER EXPENSES        |
| <b>22001366</b>      |              |          |              | <b>\$0.00</b>      |                          |
| 22001367             | 04/13/2022   | kleonard | 430          | (\$1,000.00)       | REQUEST FROM JON KREAMER |
|                      | 04/13/2022   | kleonard | 810          | (\$200.00)         | REQUEST FROM JON KREAMER |
|                      | 04/13/2022   | kleonard | 610          | (\$104.00)         | REQUEST FROM JON KREAMER |
|                      | 04/13/2022   | kleonard | 640          | \$1,304.00         | REQUEST FROM JON KREAMER |
| <b>22001367</b>      |              |          |              | <b>\$0.00</b>      |                          |
| 22001368             | 04/13/2022   | kavaglia | 640          | (\$939.30)         | TO COVER EXPENSES        |
|                      | 04/13/2022   | kavaglia | 610          | \$939.30           | TO COVER EXPENSES        |
| <b>22001368</b>      |              |          |              | <b>\$0.00</b>      |                          |
| 22001369             | 04/13/2022   | kavaglia | 640          | (\$603.73)         | TO COVER EXPENSES        |
|                      | 04/13/2022   | kavaglia | 610          | \$603.73           | TO COVER EXPENSES        |
| <b>22001369</b>      |              |          |              | <b>\$0.00</b>      |                          |
| 22001370             | 04/13/2022   | kavaglia | 430          | (\$400.00)         | TO COVER EXPENSES        |
|                      | 04/13/2022   | kavaglia | 610          | \$400.00           | TO COVER EXPENSES        |
| <b>22001370</b>      |              |          |              | <b>\$0.00</b>      |                          |
| 22001371             | 04/13/2022   | rking1   | 635          | \$250.00           | TO COVER SHORTAGES       |
|                      | 04/13/2022   | rking1   | 315          | (\$250.00)         | TO COVER SHORTAGES       |
| <b>22001371</b>      |              |          |              | <b>\$0.00</b>      |                          |
| 22001372             | 04/13/2022   | rking1   | 449          | \$1,000.00         | TRACK MEET INVOICE       |
|                      | 04/13/2022   | rking1   | 315          | (\$1,000.00)       | TRACK MEET INVOICE       |
| <b>22001372</b>      |              |          |              | <b>\$0.00</b>      |                          |
| 22001373             | 04/13/2022   | rking1   | 581          | \$1,124.71         | TO COVER SHORTAGES       |

## Budget Transfers By Period

| Journal Entry Number | Date Entered | Operator | Account Code | Transaction Amount | Transaction Description   |
|----------------------|--------------|----------|--------------|--------------------|---------------------------|
| 22001373             | 04/13/2022   | rking1   | 810          | (\$50.00)          | TO COVER SHORTAGES        |
|                      | 04/13/2022   | rking1   | 640          | (\$180.56)         | TO COVER SHORTAGES        |
|                      | 04/13/2022   | rking1   | 610          | (\$294.15)         | TO COVER SHORTAGES        |
|                      | 04/13/2022   | rking1   | 123          | (\$500.00)         | TO COVER SHORTAGES        |
|                      | 04/13/2022   | rking1   | 550          | (\$100.00)         | TO COVER SHORTAGES        |
| <b>22001373</b>      |              |          |              | <b>\$0.00</b>      |                           |
| 22001374             | 04/13/2022   | rking1   | 324          | \$900.00           | TO COVER SHORTAGES        |
|                      | 04/13/2022   | rking1   | 580          | (\$900.00)         | TO COVER SHORTAGES        |
| <b>22001374</b>      |              |          |              | <b>\$0.00</b>      |                           |
| 22001375             | 04/13/2022   | rking1   | 810          | \$50.00            | TO COVER SHORTAGES        |
|                      | 04/13/2022   | rking1   | 123          | (\$50.00)          | TO COVER SHORTAGES        |
| <b>22001375</b>      |              |          |              | <b>\$0.00</b>      |                           |
| 22001376             | 04/13/2022   | cwyatt   | 581          | (\$1,800.00)       | TO COVER EXPENSES         |
|                      | 04/13/2022   | cwyatt   | 810          | \$1,800.00         | TO COVER EXPENSES         |
|                      | 04/13/2022   | cwyatt   | 581          | (\$1,000.00)       | TO COVER EXPENSES         |
|                      | 04/13/2022   | cwyatt   | 811          | \$1,000.00         | TO COVER EXPENSES         |
| <b>22001376</b>      |              |          |              | <b>\$0.00</b>      |                           |
| 22001377             | 04/13/2022   | cwyatt   | 581          | (\$700.00)         | TO COVER EXPENSES         |
|                      | 04/13/2022   | cwyatt   | 811          | \$700.00           | TO COVER EXPENSES         |
| <b>22001377</b>      |              |          |              | <b>\$0.00</b>      |                           |
| 22001378             | 04/13/2022   | kleonard | 610          | (\$32.00)          | REQUEST FROM RVANDERGAST  |
|                      | 04/13/2022   | kleonard | 640          | \$32.00            | REQUEST FROM RVANDERGAST  |
| <b>22001378</b>      |              |          |              | <b>\$0.00</b>      |                           |
| 22001379             | 04/13/2022   | kavaglia | 640          | (\$40.00)          | TO COVER EXPENSES         |
|                      | 04/13/2022   | kavaglia | 610          | \$40.00            | TO COVER EXPENSES         |
| <b>22001379</b>      |              |          |              | <b>\$0.00</b>      |                           |
| 22001380             | 04/13/2022   | eronayne | 513          | (\$1,690.49)       | TRANSFER TO 30S 610       |
|                      | 04/13/2022   | eronayne | 610          | \$1,690.49         | TRANSFER TO 30S 610       |
| <b>22001380</b>      |              |          |              | <b>\$0.00</b>      |                           |
| 22001381             | 04/13/2022   | kleonard | 640          | (\$514.45)         | REQUEST FROM CHARLIE CLAY |
|                      | 04/13/2022   | kleonard | 610          | \$514.45           | REQUEST FROM CHARLIE CLAY |
| <b>22001381</b>      |              |          |              | <b>\$0.00</b>      |                           |
| 22001382             | 04/13/2022   | kleonard | 640          | (\$57.56)          | TO COVER PAPER EXPENSE    |
|                      | 04/13/2022   | kleonard | 610          | \$57.56            | TO COVER PAPER EXPENSE    |
| <b>22001382</b>      |              |          |              | <b>\$0.00</b>      |                           |
| 22001383             | 04/13/2022   | kavaglia | 640          | (\$42.72)          | TO COVER EXPENSES         |
|                      | 04/13/2022   | kavaglia | 610          | \$42.72            | TO COVER EXPENSES         |
| <b>22001383</b>      |              |          |              | <b>\$0.00</b>      |                           |
| 22001384             | 04/13/2022   | tsprange | 610          | \$24.33            | SHORT FOR PO              |
|                      | 04/13/2022   | tsprange | 610          | (\$24.33)          | SHORT FOR PO              |
| <b>22001384</b>      |              |          |              | <b>\$0.00</b>      |                           |



## Budget Transfers By Period

| Journal Entry Number | Date Entered | Operator | Account Code | Transaction Amount | Transaction Description |
|----------------------|--------------|----------|--------------|--------------------|-------------------------|
| 22001386             | 04/13/2022   | mdanbach | 610          | (\$135.00)         |                         |
|                      | 04/13/2022   | mdanbach | 610          | \$135.00           |                         |
| <b>22001386</b>      |              |          |              | <b>\$0.00</b>      |                         |
| 22001388             | 04/13/2022   | rking1   | 449          | \$1,373.70         | TO COVER SHORTAGES      |
|                      | 04/13/2022   | rking1   | 550          | (\$900.00)         | TO COVER SHORTAGES      |
|                      | 04/13/2022   | rking1   | 811          | (\$473.70)         | TO COVER SHORTAGES      |
| <b>22001388</b>      |              |          |              | <b>\$0.00</b>      |                         |
| 22001389             | 04/13/2022   | kavaglia | 610          | (\$328.78)         | TO COVER EXPENSES       |
|                      | 04/13/2022   | kavaglia | 610          | \$328.78           | TO COVER EXPENSES       |
| <b>22001389</b>      |              |          |              | <b>\$0.00</b>      |                         |
| 22001390             | 04/13/2022   | rking1   | 449          | \$150.00           | TO COVER SHORTAGES      |
|                      | 04/13/2022   | rking1   | 610          | (\$150.00)         | TO COVER SHORTAGES      |
| <b>22001390</b>      |              |          |              | <b>\$0.00</b>      |                         |
| 22001391             | 04/18/2022   | rking1   | 610          | \$900.00           | TO COVER SHORTAGES      |
|                      | 04/18/2022   | rking1   | 610          | (\$900.00)         | TO COVER SHORTAGES      |
| <b>22001391</b>      |              |          |              | <b>\$0.00</b>      |                         |
| 22001392             | 04/19/2022   | rking1   | 581          | \$515.41           | TO COVER SHORTAGES      |
|                      | 04/19/2022   | rking1   | 123          | (\$515.41)         | TO COVER SHORTAGES      |
| <b>22001392</b>      |              |          |              | <b>\$0.00</b>      |                         |
| 22001393             | 04/19/2022   | jzoretic | 610          | (\$0.24)           | TO COVER MUSIC ORDER    |
|                      | 04/19/2022   | jzoretic | 610          | \$0.24             | TO COVER MUSIC ORDER    |
| <b>22001393</b>      |              |          |              | <b>\$0.00</b>      |                         |
| 22001395             | 04/19/2022   | jzoretic | 610          | (\$30.29)          |                         |
|                      | 04/19/2022   | jzoretic | 640          | \$30.29            |                         |
| <b>22001395</b>      |              |          |              | <b>\$0.00</b>      |                         |
| 22001397             | 04/19/2022   | amcveigh | 640          | (\$382.28)         | TO COVER PURCHASE       |
|                      | 04/19/2022   | amcveigh | 610          | \$382.28           | TO COVER PURCHASE       |
| <b>22001397</b>      |              |          |              | <b>\$0.00</b>      |                         |
| 22001398             | 04/19/2022   | mdanbach | 610          | \$2.00             |                         |
|                      | 04/19/2022   | mdanbach | 610          | (\$2.00)           |                         |
| <b>22001398</b>      |              |          |              | <b>\$0.00</b>      |                         |
| 22001400             | 04/19/2022   | jzoretic | 153          | (\$6.03)           | TO COVER LIBRARY BOOKS  |
|                      | 04/19/2022   | jzoretic | 640          | \$6.03             | TO COVER LIBRARY BOOKS  |
| <b>22001400</b>      |              |          |              | <b>\$0.00</b>      |                         |
| 22001402             | 04/19/2022   | kavaglia | 640          | (\$50.00)          | TO COVER EXPENSES       |
|                      | 04/19/2022   | kavaglia | 610          | \$50.00            | TO COVER EXPENSES       |
| <b>22001402</b>      |              |          |              | <b>\$0.00</b>      |                         |
| 22001403             | 04/19/2022   | scatramb | 610          | (\$134.75)         | COVER SUB COST          |
|                      | 04/19/2022   | scatramb | 315          | \$134.75           | COVER SUB COST          |
| <b>22001403</b>      |              |          |              | <b>\$0.00</b>      |                         |

## Budget Transfers By Period

| Journal Entry Number | Date Entered | Operator | Account Code | Transaction Amount | Transaction Description  |
|----------------------|--------------|----------|--------------|--------------------|--------------------------|
| 22001405             | 04/19/2022   | mbrown1  | 610          | (\$359.04)         | FOR CARRYOVER            |
|                      | 04/19/2022   | mbrown1  | 610          | \$359.04           | FOR CARRYOVER            |
| <b>22001405</b>      |              |          |              | <b>\$0.00</b>      |                          |
| 22001406             | 04/19/2022   | mbrown1  | 610          | (\$485.48)         | FOR CARRYOVER FR ENGLISH |
|                      | 04/19/2022   | mbrown1  | 640          | (\$31.04)          | FOR CARRYOVER FR ENGLISH |
|                      | 04/19/2022   | mbrown1  | 324          | \$516.52           | FOR CARRYOVER FR ENGLISH |
| <b>22001406</b>      |              |          |              | <b>\$0.00</b>      |                          |
| 22001407             | 04/19/2022   | mbrown1  | 610          | (\$1,125.00)       | FOR CARRYOVER            |
|                      | 04/19/2022   | mbrown1  | 640          | (\$100.00)         | FOR CARRYOVER            |
|                      | 04/19/2022   | mbrown1  | 811          | (\$100.00)         | FOR CARRYOVER            |
|                      | 04/19/2022   | mbrown1  | 324          | \$1,325.00         | FOR CARRYOVER            |
| <b>22001407</b>      |              |          |              | <b>\$0.00</b>      |                          |
| 22001408             | 04/19/2022   | kavaglia | 640          | (\$639.02)         | TO COVER EXPENSES        |
|                      | 04/19/2022   | kavaglia | 610          | \$639.02           | TO COVER EXPENSES        |
| <b>22001408</b>      |              |          |              | <b>\$0.00</b>      |                          |
| 22001409             | 04/19/2022   | mbrown1  | 610          | (\$312.11)         | FOR CARRYOVER FROM WL    |
|                      | 04/19/2022   | mbrown1  | 324          | \$312.11           | FOR CARRYOVER FROM WL    |
| <b>22001409</b>      |              |          |              | <b>\$0.00</b>      |                          |
| 22001410             | 04/19/2022   | mbrown1  | 610          | (\$206.66)         | FOR CARRYOVER FOR MATH   |
|                      | 04/19/2022   | mbrown1  | 640          | (\$600.00)         | FOR CARRYOVER FOR MATH   |
|                      | 04/19/2022   | mbrown1  | 810          | (\$1,800.00)       | FOR CARRYOVER FOR MATH   |
|                      | 04/19/2022   | mbrown1  | 324          | \$2,606.66         | FOR CARRYOVER FOR MATH   |
| <b>22001410</b>      |              |          |              | <b>\$0.00</b>      |                          |
| 22001411             | 04/19/2022   | kavaglia | 640          | (\$673.00)         | TO COVER EXPENSES        |
|                      | 04/19/2022   | kavaglia | 610          | \$673.00           | TO COVER EXPENSES        |
| <b>22001411</b>      |              |          |              | <b>\$0.00</b>      |                          |
| 22001412             | 04/19/2022   | pcattin  | 324          | (\$138.38)         | COVER EXP FOR MEAL       |
|                      | 04/19/2022   | pcattin  | 635          | \$138.38           | COVER EXP FOR MEAL       |
| <b>22001412</b>      |              |          |              | <b>\$0.00</b>      |                          |
| 22001413             | 04/19/2022   | mbrown1  | 610          | (\$930.45)         | TO 1100 PAYROLL ACCT     |
|                      | 04/19/2022   | mbrown1  | 123          | \$930.45           | TO 1100 PAYROLL ACCT     |
| <b>22001413</b>      |              |          |              | <b>\$0.00</b>      |                          |
| 22001414             | 04/19/2022   | pcattin  | 438          | (\$2,000.00)       | COVER EXP OF TRAINING    |
|                      | 04/19/2022   | pcattin  | 340          | \$2,000.00         | COVER EXP OF TRAINING    |
| <b>22001414</b>      |              |          |              | <b>\$0.00</b>      |                          |
| 22001415             | 04/19/2022   | rking1   | 315          | \$500.00           | TO COVER SHORTAGES       |
|                      | 04/19/2022   | rking1   | 324          | (\$500.00)         | TO COVER SHORTAGES       |
| <b>22001415</b>      |              |          |              | <b>\$0.00</b>      |                          |
| 22001416             | 04/19/2022   | rking1   | 315          | \$823.28           | TO COVER SHORTAGES       |
|                      | 04/19/2022   | rking1   | 123          | (\$523.28)         | TO COVER SHORTAGES       |
|                      | 04/19/2022   | rking1   | 123          | (\$300.00)         | TO COVER SHORTAGES       |
| <b>22001416</b>      |              |          |              | <b>\$0.00</b>      |                          |

## Budget Transfers By Period

| Journal Entry Number | Date Entered | Operator | Account Code | Transaction Amount | Transaction Description   |
|----------------------|--------------|----------|--------------|--------------------|---------------------------|
| 22001417             | 04/19/2022   | rking1   | 315          | \$1,000.00         | TO COVER SHORTAGES        |
|                      | 04/19/2022   | rking1   | 810          | (\$1,000.00)       | TO COVER SHORTAGES        |
| <b>22001417</b>      |              |          |              | <b>\$0.00</b>      |                           |
| 22001418             | 04/19/2022   | rking1   | 315          | \$1,000.00         | TO COVER SHORTAGES        |
|                      | 04/19/2022   | rking1   | 640          | (\$1,000.00)       | TO COVER SHORTAGES        |
| <b>22001418</b>      |              |          |              | <b>\$0.00</b>      |                           |
| 22001419             | 04/19/2022   | kavaglia | 390          | (\$487.00)         | TO COVER EXPENSES         |
|                      | 04/19/2022   | kavaglia | 610          | \$487.00           | TO COVER EXPENSES         |
|                      | 04/19/2022   | kavaglia | 513          | (\$384.00)         | TO COVER EXPENSES         |
|                      | 04/19/2022   | kavaglia | 610          | \$384.00           | TO COVER EXPENSES         |
|                      | 04/19/2022   | kavaglia | 390          | (\$344.00)         | TO COVER EXPENSES         |
|                      | 04/19/2022   | kavaglia | 610          | \$344.00           | TO COVER EXPENSES         |
|                      | 04/19/2022   | kavaglia | 390          | (\$212.00)         | TO COVER EXPENSES         |
|                      | 04/19/2022   | kavaglia | 610          | \$212.00           | TO COVER EXPENSES         |
|                      | 04/19/2022   | kavaglia | 390          | (\$738.00)         | TO COVER EXPENSES         |
|                      | 04/19/2022   | kavaglia | 610          | \$738.00           | TO COVER EXPENSES         |
|                      | 04/19/2022   | kavaglia | 610          | (\$100.00)         | TO COVER EXPENSES         |
|                      | 04/19/2022   | kavaglia | 610          | \$100.00           | TO COVER EXPENSES         |
| <b>22001419</b>      |              |          |              | <b>\$0.00</b>      |                           |
| 22001420             | 04/19/2022   | kavaglia | 610          | (\$81.70)          | TO COVER EXPENSES         |
|                      | 04/19/2022   | kavaglia | 610          | \$81.70            | TO COVER EXPENSES         |
| <b>22001420</b>      |              |          |              | <b>\$0.00</b>      |                           |
| 22001421             | 04/19/2022   | kavaglia | 390          | (\$54.72)          | TO COVER EXPENSES         |
|                      | 04/19/2022   | kavaglia | 610          | \$54.72            | TO COVER EXPENSES         |
| <b>22001421</b>      |              |          |              | <b>\$0.00</b>      |                           |
| 22001422             | 04/20/2022   | mbrown1  | 610          | (\$300.00)         | TO COVER QUEST SUBSCRIPTI |
|                      | 04/20/2022   | mbrown1  | 640          | \$300.00           | TO COVER QUEST SUBSCRIPTI |
| <b>22001422</b>      |              |          |              | <b>\$0.00</b>      |                           |
| 22001423             | 04/20/2022   | scatramb | 610          | (\$743.49)         | BALANCING 21-22 BUDGET    |
|                      | 04/20/2022   | scatramb | 610          | \$743.49           | BALANCING 21-22 BUDGET    |
|                      | 04/20/2022   | scatramb | 610          | (\$500.00)         | BALANCING 21-22 BUDGET    |
|                      | 04/20/2022   | scatramb | 610          | \$500.00           | BALANCING 21-22 BUDGET    |
|                      | 04/20/2022   | scatramb | 640          | (\$500.00)         | BALANCING 21-22 BUDGET    |
|                      | 04/20/2022   | scatramb | 610          | \$500.00           | BALANCING 21-22 BUDGET    |
|                      | 04/20/2022   | scatramb | 610          | (\$1,000.00)       | BALANCING 21-22 BUDGET    |
|                      | 04/20/2022   | scatramb | 610          | \$1,000.00         | BALANCING 21-22 BUDGET    |
|                      | 04/20/2022   | scatramb | 640          | (\$1,000.00)       | BALANCING 21-22 BUDGET    |
|                      | 04/20/2022   | scatramb | 610          | \$1,000.00         | BALANCING 21-22 BUDGET    |
|                      | 04/20/2022   | scatramb | 610          | (\$865.25)         | BALANCING 21-22 BUDGET    |
|                      | 04/20/2022   | scatramb | 610          | \$865.25           | BALANCING 21-22 BUDGET    |
|                      | 04/20/2022   | scatramb | 530          | (\$120.00)         | BALANCING 21-22 BUDGET    |
|                      | 04/20/2022   | scatramb | 610          | \$120.00           | BALANCING 21-22 BUDGET    |

## Budget Transfers By Period

| Journal Entry Number | Date Entered | Operator | Account Code | Transaction Amount | Transaction Description   |
|----------------------|--------------|----------|--------------|--------------------|---------------------------|
| 22001423             | 04/20/2022   | scatramb | 810          | (\$61.08)          | BALANCING 21-22 BUDGET    |
|                      | 04/20/2022   | scatramb | 610          | \$61.08            | BALANCING 21-22 BUDGET    |
|                      | 04/20/2022   | scatramb | 610          | (\$315.64)         | BALANCING 21-22 BUDGET    |
|                      | 04/20/2022   | scatramb | 610          | \$315.64           | BALANCING 21-22 BUDGET    |
|                      | 04/20/2022   | scatramb | 430          | (\$712.00)         | BALANCING 21-22 BUDGET    |
|                      | 04/20/2022   | scatramb | 610          | \$712.00           | BALANCING 21-22 BUDGET    |
|                      | 04/20/2022   | scatramb | 610          | (\$202.84)         | BALANCING 21-22 BUDGET    |
|                      | 04/20/2022   | scatramb | 610          | \$202.84           | BALANCING 21-22 BUDGET    |
|                      | 04/20/2022   | scatramb | 610          | (\$107.28)         | BALANCING 21-22 BUDGET    |
|                      | 04/20/2022   | scatramb | 610          | \$107.28           | BALANCING 21-22 BUDGET    |
|                      | 04/20/2022   | scatramb | 315          | (\$1,000.00)       | BALANCING 21-22 BUDGET    |
|                      | 04/20/2022   | scatramb | 610          | \$1,000.00         | BALANCING 21-22 BUDGET    |
| <b>22001423</b>      |              |          |              | <b>\$0.00</b>      |                           |
| 22001424             | 04/20/2022   | kavaglia | 390          | (\$0.70)           | TO COVER EXPENSES         |
|                      | 04/20/2022   | kavaglia | 610          | \$0.70             | TO COVER EXPENSES         |
| <b>22001424</b>      |              |          |              | <b>\$0.00</b>      |                           |
| 22001426             | 04/20/2022   | scatramb | 610          | (\$1,000.00)       | REVERSE TRANSFER FROM 315 |
|                      | 04/20/2022   | scatramb | 315          | \$1,000.00         | REVERSE TRANSFER FROM 315 |
|                      | 04/20/2022   | scatramb | 123          | (\$567.98)         | REVERSE TRANSFER FROM 315 |
|                      | 04/20/2022   | scatramb | 610          | \$567.98           | REVERSE TRANSFER FROM 315 |
| <b>22001426</b>      |              |          |              | <b>\$0.00</b>      |                           |
| 22001427             | 04/20/2022   | kavaglia | 513          | (\$149.00)         | TO COVER EXPENSES         |
|                      | 04/20/2022   | kavaglia | 610          | \$149.00           | TO COVER EXPENSES         |
|                      | 04/20/2022   | kavaglia | 390          | (\$98.00)          | TO COVER EXPENSES         |
|                      | 04/20/2022   | kavaglia | 610          | \$98.00            | TO COVER EXPENSES         |
|                      | 04/20/2022   | kavaglia | 513          | (\$248.00)         | TO COVER EXPENSES         |
|                      | 04/20/2022   | kavaglia | 610          | \$248.00           | TO COVER EXPENSES         |
|                      | 04/20/2022   | kavaglia | 610          | (\$200.00)         | TO COVER EXPENSES         |
|                      | 04/20/2022   | kavaglia | 610          | \$200.00           | TO COVER EXPENSES         |
|                      | 04/20/2022   | kavaglia | 513          | (\$83.00)          | TO COVER EXPENSES         |
|                      | 04/20/2022   | kavaglia | 610          | \$83.00            | TO COVER EXPENSES         |
| <b>22001427</b>      |              |          |              | <b>\$0.00</b>      |                           |
| 22001429             | 04/20/2022   | kavaglia | 513          | (\$201.00)         | TO COVER EXPENSES         |
|                      | 04/20/2022   | kavaglia | 610          | \$201.00           | TO COVER EXPENSES         |
| <b>22001429</b>      |              |          |              | <b>\$0.00</b>      |                           |
| 22001430             | 04/20/2022   | kavaglia | 640          | (\$65.94)          | TO COVER EXPENSES         |
|                      | 04/20/2022   | kavaglia | 610          | \$65.94            | TO COVER EXPENSES         |
| <b>22001430</b>      |              |          |              | <b>\$0.00</b>      |                           |
| 22001431             | 04/20/2022   | kavaglia | 610          | (\$105.93)         | TO COVER EXPENSES         |
|                      | 04/20/2022   | kavaglia | 610          | \$105.93           | TO COVER EXPENSES         |
| <b>22001431</b>      |              |          |              | <b>\$0.00</b>      |                           |
| 22001432             | 04/20/2022   | kavaglia | 513          | (\$507.55)         | TO COVER EXPENSES         |

## Budget Transfers By Period

| Journal Entry Number | Date Entered | Operator | Account Code | Transaction Amount | Transaction Description |
|----------------------|--------------|----------|--------------|--------------------|-------------------------|
| 22001432             | 04/20/2022   | kavaglia | 811          | \$507.55           | TO COVER EXPENSES       |
|                      | 04/20/2022   | kavaglia | 810          | (\$1.89)           | TO COVER EXPENSES       |
|                      | 04/20/2022   | kavaglia | 811          | \$1.89             | TO COVER EXPENSES       |
| <b>22001432</b>      |              |          |              | <b>\$0.00</b>      |                         |
| 22001433             | 04/20/2022   | kavaglia | 390          | (\$80.76)          | TO COVER EXPENSES       |
|                      | 04/20/2022   | kavaglia | 610          | \$80.76            | TO COVER EXPENSES       |
| <b>22001433</b>      |              |          |              | <b>\$0.00</b>      |                         |
| 22001434             | 04/20/2022   | mpitt    | 640          | (\$200.00)         | BALANCE ACCT            |
|                      | 04/20/2022   | mpitt    | 610          | \$200.00           | BALANCE ACCT            |
| <b>22001434</b>      |              |          |              | <b>\$0.00</b>      |                         |
| 22001435             | 04/20/2022   | mpitt    | 610          | (\$200.00)         | BALANCE ACCT            |
|                      | 04/20/2022   | mpitt    | 610          | \$200.00           | BALANCE ACCT            |
| <b>22001435</b>      |              |          |              | <b>\$0.00</b>      |                         |
| 22001436             | 04/20/2022   | scatramb | 650          | (\$1,800.10)       | ZERO OUT                |
|                      | 04/20/2022   | scatramb | 610          | \$1,800.10         | ZERO OUT                |
|                      | 04/20/2022   | scatramb | 610          | (\$300.03)         | ZERO OUT                |
|                      | 04/20/2022   | scatramb | 610          | \$300.03           | ZERO OUT                |
|                      | 04/20/2022   | scatramb | 640          | (\$300.00)         | ZERO OUT                |
|                      | 04/20/2022   | scatramb | 610          | \$300.00           | ZERO OUT                |
|                      | 04/20/2022   | scatramb | 430          | (\$967.05)         | ZERO OUT                |
|                      | 04/20/2022   | scatramb | 610          | \$967.05           | ZERO OUT                |
|                      | 04/20/2022   | scatramb | 610          | (\$1,990.70)       | ZERO OUT                |
|                      | 04/20/2022   | scatramb | 610          | \$1,990.70         | ZERO OUT                |
|                      | 04/20/2022   | scatramb | 810          | (\$671.00)         | ZERO OUT                |
|                      | 04/20/2022   | scatramb | 610          | \$671.00           | ZERO OUT                |
|                      | 04/20/2022   | scatramb | 610          | (\$641.35)         | ZERO OUT                |
|                      | 04/20/2022   | scatramb | 610          | \$641.35           | ZERO OUT                |
| <b>22001436</b>      |              |          |              | <b>\$0.00</b>      |                         |
| 22001439             | 04/20/2022   | dclark1  | 449          | \$1,000.00         | TO COVER SHORTAGES      |
|                      | 04/20/2022   | dclark1  | 540          | (\$1,000.00)       | TO COVER SHORTAGES      |
| <b>22001439</b>      |              |          |              | <b>\$0.00</b>      |                         |
| 22001440             | 04/20/2022   | cmoulden | 626          | (\$1,000.00)       | FROM 71G 912 626 TO 610 |
|                      | 04/20/2022   | cmoulden | 610          | \$1,000.00         | FROM 71G 912 626 TO 610 |
| <b>22001440</b>      |              |          |              | <b>\$0.00</b>      |                         |
| 22001441             | 04/20/2022   | kavaglia | 581          | (\$72.05)          | TO COVER EXPENSES       |
|                      | 04/20/2022   | kavaglia | 610          | \$72.05            | TO COVER EXPENSES       |
| <b>22001441</b>      |              |          |              | <b>\$0.00</b>      |                         |
| 22001442             | 04/21/2022   | mbrown1  | 610          | (\$1.90)           | FOR CARRYOVER MUSIC     |
|                      | 04/21/2022   | mbrown1  | 324          | \$1.90             | FOR CARRYOVER MUSIC     |
| <b>22001442</b>      |              |          |              | <b>\$0.00</b>      |                         |

## Budget Transfers By Period

| Journal Entry Number | Date Entered | Operator | Account Code | Transaction Amount | Transaction Description   |
|----------------------|--------------|----------|--------------|--------------------|---------------------------|
| 22001443             | 04/21/2022   | mbrown1  | 610          | (\$2,043.84)       | FOR CARRYOVER FR SCIENCE  |
|                      | 04/21/2022   | mbrown1  | 810          | (\$350.00)         | FOR CARRYOVER FR SCIENCE  |
|                      | 04/21/2022   | mbrown1  | 324          | \$2,393.84         | FOR CARRYOVER FR SCIENCE  |
| <b>22001443</b>      |              |          |              | <b>\$0.00</b>      |                           |
| 22001444             | 04/21/2022   | mbrown1  | 610          | (\$1,884.45)       | FOR CARRYOVER FROM SS     |
|                      | 04/21/2022   | mbrown1  | 810          | (\$300.00)         | FOR CARRYOVER FROM SS     |
|                      | 04/21/2022   | mbrown1  | 811          | (\$300.00)         | FOR CARRYOVER FROM SS     |
|                      | 04/21/2022   | mbrown1  | 324          | \$2,484.45         | FOR CARRYOVER FROM SS     |
| <b>22001444</b>      |              |          |              | <b>\$0.00</b>      |                           |
| 22001445             | 04/21/2022   | mbrown1  | 610          | (\$1,175.01)       | FOR CARRYOVER FROM SPED   |
|                      | 04/21/2022   | mbrown1  | 324          | \$1,175.01         | FOR CARRYOVER FROM SPED   |
| <b>22001445</b>      |              |          |              | <b>\$0.00</b>      |                           |
| 22001446             | 04/21/2022   | mbrown1  | 640          | (\$90.12)          | TO TECH ED 610 PER TED    |
|                      | 04/21/2022   | mbrown1  | 610          | \$90.12            | TO TECH ED 610 PER TED    |
| <b>22001446</b>      |              |          |              | <b>\$0.00</b>      |                           |
| 22001447             | 04/21/2022   | rking1   | 640          | \$300.00           | TO COVER SHORTAGES        |
|                      | 04/21/2022   | rking1   | 581          | (\$300.00)         | TO COVER SHORTAGES        |
| <b>22001447</b>      |              |          |              | <b>\$0.00</b>      |                           |
| 22001448             | 04/21/2022   | scatramb | 610          | (\$245.00)         | COVER LIBRARY COST        |
|                      | 04/21/2022   | scatramb | 640          | \$245.00           | COVER LIBRARY COST        |
| <b>22001448</b>      |              |          |              | <b>\$0.00</b>      |                           |
| 22001450             | 04/21/2022   | mbrown1  | 530          | (\$205.23)         | FOR CARRYOVER FR GUIDANCE |
|                      | 04/21/2022   | mbrown1  | 610          | (\$1,078.02)       | FOR CARRYOVER FR GUIDANCE |
|                      | 04/21/2022   | mbrown1  | 635          | (\$150.00)         | FOR CARRYOVER FR GUIDANCE |
|                      | 04/21/2022   | mbrown1  | 758          | (\$500.00)         | FOR CARRYOVER FR GUIDANCE |
|                      | 04/21/2022   | mbrown1  | 810          | (\$500.00)         | FOR CARRYOVER FR GUIDANCE |
|                      | 04/21/2022   | mbrown1  | 811          | (\$55.00)          | FOR CARRYOVER FR GUIDANCE |
|                      | 04/21/2022   | mbrown1  | 324          | \$2,488.25         | FOR CARRYOVER FR GUIDANCE |
| <b>22001450</b>      |              |          |              | <b>\$0.00</b>      |                           |
| 22001451             | 04/21/2022   | mbrown1  | 610          | (\$310.01)         | FOR CARRYOVER FR SOC WORK |
|                      | 04/21/2022   | mbrown1  | 324          | \$310.01           | FOR CARRYOVER FR SOC WORK |
| <b>22001451</b>      |              |          |              | <b>\$0.00</b>      |                           |
| 22001452             | 04/21/2022   | mbrown1  | 430          | (\$175.00)         | FOR CARRYOVER FROM NURSE  |
|                      | 04/21/2022   | mbrown1  | 530          | (\$150.00)         | FOR CARRYOVER FROM NURSE  |
|                      | 04/21/2022   | mbrown1  | 610          | (\$1,120.74)       | FOR CARRYOVER FROM NURSE  |
|                      | 04/21/2022   | mbrown1  | 640          | (\$250.00)         | FOR CARRYOVER FROM NURSE  |
|                      | 04/21/2022   | mbrown1  | 810          | (\$100.00)         | FOR CARRYOVER FROM NURSE  |
|                      | 04/21/2022   | mbrown1  | 811          | (\$250.00)         | FOR CARRYOVER FROM NURSE  |
|                      | 04/21/2022   | mbrown1  | 324          | \$2,045.74         | FOR CARRYOVER FROM NURSE  |
| <b>22001452</b>      |              |          |              | <b>\$0.00</b>      |                           |

## Budget Transfers By Period

| Journal Entry Number | Date Entered | Operator | Account Code | Transaction Amount | Transaction Description   |
|----------------------|--------------|----------|--------------|--------------------|---------------------------|
| 22001453             | 04/21/2022   | kavaglia | 640          | (\$300.00)         | TO COVER EXPENSES         |
|                      | 04/21/2022   | kavaglia | 610          | \$300.00           | TO COVER EXPENSES         |
| <b>22001453</b>      |              |          |              | <b>\$0.00</b>      |                           |
| 22001454             | 04/21/2022   | rking1   | 610          | \$344.43           | TO COVER SHORTAGES        |
|                      | 04/21/2022   | rking1   | 650          | (\$344.43)         | TO COVER SHORTAGES        |
| <b>22001454</b>      |              |          |              | <b>\$0.00</b>      |                           |
| 22001455             | 04/21/2022   | mdanbach | 550          | (\$23.00)          |                           |
|                      | 04/21/2022   | mdanbach | 610          | \$23.00            |                           |
| <b>22001455</b>      |              |          |              | <b>\$0.00</b>      |                           |
| 22001457             | 04/21/2022   | mdanbach | 550          | (\$5.00)           |                           |
|                      | 04/21/2022   | mdanbach | 610          | \$5.00             |                           |
| <b>22001457</b>      |              |          |              | <b>\$0.00</b>      |                           |
| 22001459             | 04/21/2022   | mbrown1  | 610          | (\$1,783.21)       | TO ATHLETICS PER MHAMMOND |
|                      | 04/21/2022   | mbrown1  | 610          | (\$460.82)         | TO ATHLETICS PER MHAMMOND |
|                      | 04/21/2022   | mbrown1  | 610          | \$2,244.03         | TO ATHLETICS PER MHAMMOND |
| <b>22001459</b>      |              |          |              | <b>\$0.00</b>      |                           |
| 22001460             | 04/21/2022   | mbrown1  | 442          | (\$9.16)           | FOR CARRYOVER             |
|                      | 04/21/2022   | mbrown1  | 430          | (\$130.00)         | FOR CARRYOVER             |
|                      | 04/21/2022   | mbrown1  | 324          | \$139.16           | FOR CARRYOVER             |
| <b>22001460</b>      |              |          |              | <b>\$0.00</b>      |                           |
| 22001461             | 04/21/2022   | kpatters | 430          | (\$100.00)         | COVER NEG BALANCE         |
|                      | 04/21/2022   | kpatters | 610          | \$100.00           | COVER NEG BALANCE         |
| <b>22001461</b>      |              |          |              | <b>\$0.00</b>      |                           |
| 22001463             | 04/21/2022   | mbrown1  | 324          | (\$9,828.55)       | TO PAY GRADUATION PO'S    |
|                      | 04/21/2022   | mbrown1  | 610          | \$9,828.55         | TO PAY GRADUATION PO'S    |
| <b>22001463</b>      |              |          |              | <b>\$0.00</b>      |                           |
| 22001464             | 04/21/2022   | amcveigh | 610          | (\$65.00)          | TO COVER DEFICIT          |
|                      | 04/21/2022   | amcveigh | 530          | \$65.00            | TO COVER DEFICIT          |
| <b>22001464</b>      |              |          |              | <b>\$0.00</b>      |                           |
| 22001465             | 04/22/2022   | mbrown1  | 640          | (\$3,335.07)       | TO COVER SUB INV# 601070  |
|                      | 04/22/2022   | mbrown1  | 315          | \$3,335.07         | TO COVER SUB INV# 601070  |
| <b>22001465</b>      |              |          |              | <b>\$0.00</b>      |                           |
| 22001466             | 04/22/2022   | mbrown1  | 324          | (\$6,734.76)       | TO COVER GRADUATION PO'S  |
|                      | 04/22/2022   | mbrown1  | 610          | \$6,734.76         | TO COVER GRADUATION PO'S  |
| <b>22001466</b>      |              |          |              | <b>\$0.00</b>      |                           |
| 22001467             | 04/22/2022   | jzoretic | 550          | (\$100.00)         |                           |
|                      | 04/22/2022   | jzoretic | 610          | \$100.00           |                           |
|                      | 04/22/2022   | jzoretic | 640          | (\$3,301.90)       |                           |
|                      | 04/22/2022   | jzoretic | 610          | \$3,301.90         |                           |
|                      | 04/22/2022   | jzoretic | 758          | (\$1,000.00)       |                           |
|                      | 04/22/2022   | jzoretic | 610          | \$1,000.00         |                           |

## Budget Transfers By Period

| Journal Entry Number | Date Entered | Operator | Account Code | Transaction Amount | Transaction Description   |
|----------------------|--------------|----------|--------------|--------------------|---------------------------|
| 22001467             | 04/22/2022   | jzoretic | 610          | (\$5.53)           |                           |
|                      | 04/22/2022   | jzoretic | 610          | \$5.53             |                           |
| <b>22001467</b>      |              |          |              | <b>\$0.00</b>      |                           |
| 22001470             | 04/22/2022   | jzoretic | 610          | (\$466.35)         |                           |
|                      | 04/22/2022   | jzoretic | 610          | \$466.35           |                           |
|                      | 04/22/2022   | jzoretic | 153          | (\$71.22)          |                           |
|                      | 04/22/2022   | jzoretic | 610          | \$71.22            |                           |
| <b>22001470</b>      |              |          |              | <b>\$0.00</b>      |                           |
| 22001472             | 04/22/2022   | jzoretic | 610          | (\$33.14)          |                           |
|                      | 04/22/2022   | jzoretic | 610          | \$33.14            |                           |
| <b>22001472</b>      |              |          |              | <b>\$0.00</b>      |                           |
| 22001474             | 04/22/2022   | amcveigh | 640          | (\$2,203.51)       | TO CLEAN ACCOUNTS         |
|                      | 04/22/2022   | amcveigh | 610          | \$2,203.51         | TO CLEAN ACCOUNTS         |
|                      | 04/22/2022   | amcveigh | 640          | (\$661.91)         | TO CLEAN ACCOUNTS         |
|                      | 04/22/2022   | amcveigh | 610          | \$661.91           | TO CLEAN ACCOUNTS         |
|                      | 04/22/2022   | amcveigh | 610          | (\$112.60)         | TO CLEAN ACCOUNTS         |
|                      | 04/22/2022   | amcveigh | 610          | \$112.60           | TO CLEAN ACCOUNTS         |
|                      | 04/22/2022   | amcveigh | 610          | (\$48.32)          | TO CLEAN ACCOUNTS         |
|                      | 04/22/2022   | amcveigh | 610          | \$48.32            | TO CLEAN ACCOUNTS         |
| <b>22001474</b>      |              |          |              | <b>\$0.00</b>      |                           |
| 22001476             | 04/22/2022   | kleonard | 640          | (\$260.00)         | TO COVER NEGATIVE BLANCE  |
|                      | 04/22/2022   | kleonard | 580          | \$260.00           | TO COVER NEGATIVE BLANCE  |
| <b>22001476</b>      |              |          |              | <b>\$0.00</b>      |                           |
| 22001477             | 04/22/2022   | dclark1  | 811          | (\$262.05)         | TO COVER SHORTAGES        |
|                      | 04/22/2022   | dclark1  | 530          | \$250.00           | TO COVER SHORTAGES        |
|                      | 04/22/2022   | dclark1  | 324          | \$2,826.00         | TO COVER SHORTAGES        |
|                      | 04/22/2022   | dclark1  | 610          | (\$2,813.95)       | TO COVER SHORTAGES        |
| <b>22001477</b>      |              |          |              | <b>\$0.00</b>      |                           |
| 22001478             | 04/22/2022   | kleonard | 640          | (\$940.00)         | REQUEST FROM L. VANEMBURG |
|                      | 04/22/2022   | kleonard | 650          | (\$39.00)          | REQUEST FROM L. VANEMBURG |
|                      | 04/22/2022   | kleonard | 610          | \$979.00           | REQUEST FROM L. VANEMBURG |
| <b>22001478</b>      |              |          |              | <b>\$0.00</b>      |                           |
| 22001479             | 04/22/2022   | mpitt    | 610          | (\$140.00)         | BALANCE ACCT              |
|                      | 04/22/2022   | mpitt    | 650          | \$140.00           | BALANCE ACCT              |
| <b>22001479</b>      |              |          |              | <b>\$0.00</b>      |                           |
| 22001480             | 04/22/2022   | kleonard | 640          | (\$800.00)         | REQUEST FROM L. VANEMBURG |
|                      | 04/22/2022   | kleonard | 650          | (\$500.00)         | REQUEST FROM L. VANEMBURG |
|                      | 04/22/2022   | kleonard | 610          | \$1,300.00         | REQUEST FROM L. VANEMBURG |
| <b>22001480</b>      |              |          |              | <b>\$0.00</b>      |                           |
| 22001481             | 04/22/2022   | mbrown1  | 640          | (\$17.20)          | TO 610 FOR PO# 22004103   |
|                      | 04/22/2022   | mbrown1  | 610          | \$17.20            | TO 610 FOR PO# 22004103   |
| <b>22001481</b>      |              |          |              | <b>\$0.00</b>      |                           |



## Budget Transfers By Period

| Journal Entry Number | Date Entered | Operator | Account Code | Transaction Amount | Transaction Description   |
|----------------------|--------------|----------|--------------|--------------------|---------------------------|
| 22001482             | 04/22/2022   | kleonard | 811          | (\$85.00)          | TO COVER EXPENSE          |
|                      | 04/22/2022   | kleonard | 610          | \$85.00            | TO COVER EXPENSE          |
| <b>22001482</b>      |              |          |              | <b>\$0.00</b>      |                           |
| 22001483             | 04/22/2022   | kleonard | 610          | (\$16.00)          | TO COVER EXPENSE          |
|                      | 04/22/2022   | kleonard | 610          | \$16.00            | TO COVER EXPENSE          |
| <b>22001483</b>      |              |          |              | <b>\$0.00</b>      |                           |
| 22001484             | 04/22/2022   | jzoretic | 530          | (\$150.00)         |                           |
|                      | 04/22/2022   | jzoretic | 610          | \$150.00           |                           |
|                      | 04/22/2022   | jzoretic | 123          | (\$1,148.87)       |                           |
|                      | 04/22/2022   | jzoretic | 610          | \$1,148.87         |                           |
|                      | 04/22/2022   | jzoretic | 153          | (\$160.20)         |                           |
|                      | 04/22/2022   | jzoretic | 610          | \$160.20           |                           |
| <b>22001484</b>      |              |          |              | <b>\$0.00</b>      |                           |
| 22001485             | 04/22/2022   | jzoretic | 530          | (\$450.00)         | TO CLEAN UP ACCOUNTS      |
|                      | 04/22/2022   | jzoretic | 610          | \$450.00           | TO CLEAN UP ACCOUNTS      |
|                      | 04/22/2022   | jzoretic | 580          | (\$700.00)         | TO CLEAN UP ACCOUNTS      |
|                      | 04/22/2022   | jzoretic | 610          | \$700.00           | TO CLEAN UP ACCOUNTS      |
|                      | 04/22/2022   | jzoretic | 810          | (\$102.00)         | TO CLEAN UP ACCOUNTS      |
|                      | 04/22/2022   | jzoretic | 610          | \$102.00           | TO CLEAN UP ACCOUNTS      |
| <b>22001485</b>      |              |          |              | <b>\$0.00</b>      |                           |
| 22001486             | 04/22/2022   | jzoretic | 324          | (\$500.00)         |                           |
|                      | 04/22/2022   | jzoretic | 610          | \$500.00           |                           |
| <b>22001486</b>      |              |          |              | <b>\$0.00</b>      |                           |
| 22001487             | 04/22/2022   | kleonard | 581          | (\$455.00)         | REQUEST FROM M. GAMBLE    |
|                      | 04/22/2022   | kleonard | 610          | \$455.00           | REQUEST FROM M. GAMBLE    |
| <b>22001487</b>      |              |          |              | <b>\$0.00</b>      |                           |
| 22001488             | 04/22/2022   | kavaglia | 390          | (\$164.49)         | TO COVER EXPENSES         |
|                      | 04/22/2022   | kavaglia | 610          | \$164.49           | TO COVER EXPENSES         |
| <b>22001488</b>      |              |          |              | <b>\$0.00</b>      |                           |
| 22001489             | 04/22/2022   | kleonard | 640          | (\$273.82)         | REQUEST OF JEN GALLAGHER  |
|                      | 04/22/2022   | kleonard | 610          | \$273.82           | REQUEST OF JEN GALLAGHER  |
| <b>22001489</b>      |              |          |              | <b>\$0.00</b>      |                           |
| 22001490             | 04/25/2022   | mbrown1  | 610          | (\$164.96)         | TO 1110-07 FOR GRAD AWARD |
|                      | 04/25/2022   | mbrown1  | 640          | \$164.96           | TO 1110-07 FOR GRAD AWARD |
| <b>22001490</b>      |              |          |              | <b>\$0.00</b>      |                           |
| 22001491             | 04/25/2022   | rking1   | 610          | \$2,000.00         | TO COVER SHORTAGES        |
|                      | 04/25/2022   | rking1   | 315          | (\$2,000.00)       | TO COVER SHORTAGES        |
| <b>22001491</b>      |              |          |              | <b>\$0.00</b>      |                           |
| 22001492             | 04/25/2022   | rking1   | 811          | \$48.50            | TO COVER SHORTAGES        |
|                      | 04/25/2022   | rking1   | 610          | (\$48.50)          | TO COVER SHORTAGES        |
| <b>22001492</b>      |              |          |              | <b>\$0.00</b>      |                           |

## Budget Transfers By Period

| Journal Entry Number | Date Entered | Operator | Account Code | Transaction Amount | Transaction Description |
|----------------------|--------------|----------|--------------|--------------------|-------------------------|
| 22001493             | 04/25/2022   | msmith2  | 430          | (\$930.00)         | TRANSFER TO 610         |
|                      | 04/25/2022   | msmith2  | 610          | \$930.00           | TRANSFER TO 610         |
| <b>22001493</b>      |              |          |              | <b>\$0.00</b>      |                         |
| 22001494             | 04/25/2022   | mbrown1  | 610          | (\$2,000.00)       | TO CATERING ACCT        |
|                      | 04/25/2022   | mbrown1  | 635          | \$2,000.00         | TO CATERING ACCT        |
| <b>22001494</b>      |              |          |              | <b>\$0.00</b>      |                         |
| 22001495             | 04/25/2022   | dclark1  | 324          | \$606.00           | TO COVER SHORTAGES      |
|                      | 04/25/2022   | dclark1  | 610          | (\$606.00)         | TO COVER SHORTAGES      |
| <b>22001495</b>      |              |          |              | <b>\$0.00</b>      |                         |
| 22001496             | 04/25/2022   | msmith2  | 640          | (\$2,500.00)       | TRANSFER TO 650         |
|                      | 04/25/2022   | msmith2  | 650          | \$2,500.00         | TRANSFER TO 650         |
| <b>22001496</b>      |              |          |              | <b>\$0.00</b>      |                         |
| 22001498             | 04/25/2022   | kpatters | 610          | (\$29.15)          | COVER EXPENSES          |
|                      | 04/25/2022   | kpatters | 610          | \$29.15            | COVER EXPENSES          |
|                      | 04/25/2022   | kpatters | 640          | (\$157.38)         | COVER EXPENSES          |
|                      | 04/25/2022   | kpatters | 610          | \$157.38           | COVER EXPENSES          |
|                      | 04/25/2022   | kpatters | 610          | (\$176.17)         | COVER EXPENSES          |
|                      | 04/25/2022   | kpatters | 610          | \$176.17           | COVER EXPENSES          |
|                      | 04/25/2022   | kpatters | 640          | (\$950.00)         | COVER EXPENSES          |
|                      | 04/25/2022   | kpatters | 610          | \$950.00           | COVER EXPENSES          |
|                      | 04/25/2022   | kpatters | 610          | (\$163.05)         | COVER EXPENSES          |
|                      | 04/25/2022   | kpatters | 610          | \$163.05           | COVER EXPENSES          |
|                      | 04/25/2022   | kpatters | 610          | (\$16.99)          | COVER EXPENSES          |
|                      | 04/25/2022   | kpatters | 610          | \$16.99            | COVER EXPENSES          |
|                      | 04/25/2022   | kpatters | 610          | (\$12.77)          | COVER EXPENSES          |
|                      | 04/25/2022   | kpatters | 610          | \$12.77            | COVER EXPENSES          |
|                      | 04/25/2022   | kpatters | 640          | (\$30.42)          | COVER EXPENSES          |
|                      | 04/25/2022   | kpatters | 610          | \$30.42            | COVER EXPENSES          |
|                      | 04/25/2022   | kpatters | 610          | (\$28.73)          | COVER EXPENSES          |
|                      | 04/25/2022   | kpatters | 610          | \$28.73            | COVER EXPENSES          |
|                      | 04/25/2022   | kpatters | 640          | (\$10.05)          | COVER EXPENSES          |
|                      | 04/25/2022   | kpatters | 610          | \$10.05            | COVER EXPENSES          |
| <b>22001498</b>      |              |          |              | <b>\$0.00</b>      |                         |
| 22001499             | 04/25/2022   | kavaglia | 581          | (\$60.00)          | TO COVER EXPENSES       |
|                      | 04/25/2022   | kavaglia | 811          | \$60.00            | TO COVER EXPENSES       |
| <b>22001499</b>      |              |          |              | <b>\$0.00</b>      |                         |
| 22001501             | 04/25/2022   | dclark1  | 324          | \$2,000.00         | TO COVER SHORTAGE       |
|                      | 04/25/2022   | dclark1  | 610          | (\$2,000.00)       | TO COVER SHORTAGE       |
| <b>22001501</b>      |              |          |              | <b>\$0.00</b>      |                         |
| 22001502             | 04/26/2022   | cwyatt   | 610          | (\$800.00)         | TO COVER EXPENSES       |
|                      | 04/26/2022   | cwyatt   | 811          | \$800.00           | TO COVER EXPENSES       |
| <b>22001502</b>      |              |          |              | <b>\$0.00</b>      |                         |

## Budget Transfers By Period

| Journal Entry Number | Date Entered | Operator | Account Code | Transaction Amount | Transaction Description |
|----------------------|--------------|----------|--------------|--------------------|-------------------------|
| 22001503             | 04/26/2022   | koswald  | 610          | (\$750.00)         |                         |
|                      | 04/26/2022   | koswald  | 610          | \$750.00           |                         |
|                      | 04/26/2022   | koswald  | 640          | (\$545.23)         |                         |
|                      | 04/26/2022   | koswald  | 610          | \$545.23           |                         |
|                      | 04/26/2022   | koswald  | 610          | (\$200.00)         |                         |
|                      | 04/26/2022   | koswald  | 610          | \$200.00           |                         |
|                      | 04/26/2022   | koswald  | 610          | (\$17.45)          |                         |
|                      | 04/26/2022   | koswald  | 610          | \$17.45            |                         |
|                      | 04/26/2022   | koswald  | 610          | (\$107.26)         |                         |
|                      | 04/26/2022   | koswald  | 610          | \$107.26           |                         |
|                      | 04/26/2022   | koswald  | 610          | (\$6.00)           |                         |
|                      | 04/26/2022   | koswald  | 610          | \$6.00             |                         |
|                      | 04/26/2022   | koswald  | 610          | (\$150.00)         |                         |
|                      | 04/26/2022   | koswald  | 610          | \$150.00           |                         |
|                      | 04/26/2022   | koswald  | 610          | (\$191.24)         |                         |
| 04/26/2022           | koswald      | 610      | \$191.24     |                    |                         |
| <b>22001503</b>      |              |          |              | <b>\$0.00</b>      |                         |
| 22001504             | 04/26/2022   | eronayne | 610          | (\$57.40)          | TRANSFER TO 30C 610     |
|                      | 04/26/2022   | eronayne | 610          | \$57.40            | TRANSFER TO 30C 610     |
| <b>22001504</b>      |              |          |              | <b>\$0.00</b>      |                         |
| 22001505             | 04/26/2022   | kpatters | 430          | (\$100.00)         | COVER EXPENSE           |
|                      | 04/26/2022   | kpatters | 610          | \$100.00           | COVER EXPENSE           |
| <b>22001505</b>      |              |          |              | <b>\$0.00</b>      |                         |
| 22001506             | 04/26/2022   | mpitt    | 610          | (\$84.26)          | BALANCE ACCT            |
|                      | 04/26/2022   | mpitt    | 610          | \$84.26            | BALANCE ACCT            |
| <b>22001506</b>      |              |          |              | <b>\$0.00</b>      |                         |
| 22001507             | 04/26/2022   | mpitt    | 610          | (\$1,190.29)       | BALANCE ACCT            |
|                      | 04/26/2022   | mpitt    | 610          | \$1,190.29         | BALANCE ACCT            |
| <b>22001507</b>      |              |          |              | <b>\$0.00</b>      |                         |
| 22001508             | 04/26/2022   | mpitt    | 610          | (\$112.48)         | BALANCE ACCT            |
|                      | 04/26/2022   | mpitt    | 610          | \$112.48           | BALANCE ACCT            |
| <b>22001508</b>      |              |          |              | <b>\$0.00</b>      |                         |
| 22001509             | 04/26/2022   | mpitt    | 360          | (\$2,000.00)       | BALANCE ACCT            |
|                      | 04/26/2022   | mpitt    | 610          | \$2,000.00         | BALANCE ACCT            |
| <b>22001509</b>      |              |          |              | <b>\$0.00</b>      |                         |
| 22001510             | 04/26/2022   | koswald  | 768          | (\$186.00)         |                         |
|                      | 04/26/2022   | koswald  | 650          | \$186.00           |                         |
| <b>22001510</b>      |              |          |              | <b>\$0.00</b>      |                         |
| 22001511             | 04/26/2022   | koswald  | 768          | (\$814.00)         |                         |
|                      | 04/26/2022   | koswald  | 610          | \$814.00           |                         |
| <b>22001511</b>      |              |          |              | <b>\$0.00</b>      |                         |

## Budget Transfers By Period

| Journal Entry Number | Date Entered | Operator | Account Code | Transaction Amount | Transaction Description |
|----------------------|--------------|----------|--------------|--------------------|-------------------------|
| 22001512             | 04/26/2022   | koswald  | 610          | (\$457.22)         |                         |
|                      | 04/26/2022   | koswald  | 610          | \$457.22           |                         |
| <b>22001512</b>      |              |          |              | <b>\$0.00</b>      |                         |
| 22001513             | 04/26/2022   | eronayne | 513          | (\$176.91)         | TRANSFER TO 30S 610     |
|                      | 04/26/2022   | eronayne | 610          | \$176.91           | TRANSFER TO 30S 610     |
| <b>22001513</b>      |              |          |              | <b>\$0.00</b>      |                         |
| 22001514             | 04/26/2022   | ralexand | 610          | (\$2.88)           | COVER SUPPLIES          |
|                      | 04/26/2022   | ralexand | 610          | \$2.88             | COVER SUPPLIES          |
| <b>22001514</b>      |              |          |              | <b>\$0.00</b>      |                         |
| 22001515             | 04/26/2022   | ralexand | 610          | (\$1,890.00)       | COVER EQUIPMENT         |
|                      | 04/26/2022   | ralexand | 760          | \$1,890.00         | COVER EQUIPMENT         |
| <b>22001515</b>      |              |          |              | <b>\$0.00</b>      |                         |
| 22001516             | 04/26/2022   | ralexand | 610          | (\$300.00)         | COVER EQUIPMENT         |
|                      | 04/26/2022   | ralexand | 760          | \$300.00           | COVER EQUIPMENT         |
| <b>22001516</b>      |              |          |              | <b>\$0.00</b>      |                         |
| 22001517             | 04/26/2022   | ralexand | 640          | (\$547.00)         | COVER EQUIPMENT         |
|                      | 04/26/2022   | ralexand | 760          | \$547.00           | COVER EQUIPMENT         |
| <b>22001517</b>      |              |          |              | <b>\$0.00</b>      |                         |
| 22001518             | 04/26/2022   | ralexand | 810          | (\$475.00)         | COVER EQUIPMENT         |
|                      | 04/26/2022   | ralexand | 760          | \$475.00           | COVER EQUIPMENT         |
| <b>22001518</b>      |              |          |              | <b>\$0.00</b>      |                         |
| 22001519             | 04/26/2022   | ralexand | 610          | (\$700.00)         | COVER EQUIPMENT         |
|                      | 04/26/2022   | ralexand | 760          | \$700.00           | COVER EQUIPMENT         |
| <b>22001519</b>      |              |          |              | <b>\$0.00</b>      |                         |
| 22001520             | 04/26/2022   | ralexand | 640          | (\$200.00)         | COVER EQUIPMENT         |
|                      | 04/26/2022   | ralexand | 760          | \$200.00           | COVER EQUIPMENT         |
| <b>22001520</b>      |              |          |              | <b>\$0.00</b>      |                         |
| 22001521             | 04/26/2022   | eronayne | 513          | (\$189.48)         | TRANSFER TO 30W 610     |
|                      | 04/26/2022   | eronayne | 610          | \$189.48           | TRANSFER TO 30W 610     |
| <b>22001521</b>      |              |          |              | <b>\$0.00</b>      |                         |
| 22001522             | 04/26/2022   | eronayne | 513          | (\$196.40)         | TRANSFER TO 30W 610     |
|                      | 04/26/2022   | eronayne | 610          | \$196.40           | TRANSFER TO 30W 610     |
| <b>22001522</b>      |              |          |              | <b>\$0.00</b>      |                         |
| 22001523             | 04/26/2022   | nkelly   | 581          | (\$500.00)         | COVER SHORTAGE          |
|                      | 04/26/2022   | nkelly   | 580          | \$500.00           | COVER SHORTAGE          |
| <b>22001523</b>      |              |          |              | <b>\$0.00</b>      |                         |
| 22001525             | 04/26/2022   | cwyatt   | 610          | (\$3,000.00)       | TO COVER EXPENSES       |
|                      | 04/26/2022   | cwyatt   | 750          | \$3,000.00         | TO COVER EXPENSES       |
| <b>22001525</b>      |              |          |              | <b>\$0.00</b>      |                         |
| 22001526             | 04/27/2022   | kavaglia | 610          | (\$4.99)           | CONSOLIDATION           |
|                      | 04/27/2022   | kavaglia | 610          | \$4.99             | CONSOLIDATION           |
| <b>22001526</b>      |              |          |              | <b>\$0.00</b>      |                         |

## Budget Transfers By Period

| Journal Entry Number | Date Entered | Operator | Account Code | Transaction Amount | Transaction Description |
|----------------------|--------------|----------|--------------|--------------------|-------------------------|
| 22001527             | 04/27/2022   | kavaglia | 610          | (\$26.08)          | CONSOLIDATION           |
|                      | 04/27/2022   | kavaglia | 610          | \$26.08            | CONSOLIDATION           |
| <b>22001527</b>      |              |          |              | <b>\$0.00</b>      |                         |
| 22001528             | 04/27/2022   | kavaglia | 610          | (\$87.14)          | CONSOLIDATION           |
|                      | 04/27/2022   | kavaglia | 610          | \$87.14            | CONSOLIDATION           |
|                      | 04/27/2022   | kavaglia | 640          | (\$665.95)         | CONSOLIDATION           |
|                      | 04/27/2022   | kavaglia | 610          | \$665.95           | CONSOLIDATION           |
| <b>22001528</b>      |              |          |              | <b>\$0.00</b>      |                         |
| 22001529             | 04/27/2022   | rking1   | 610          | \$1,000.00         | TO COVER SHORTAGES      |
|                      | 04/27/2022   | rking1   | 123          | (\$1,000.00)       | TO COVER SHORTAGES      |
| <b>22001529</b>      |              |          |              | <b>\$0.00</b>      |                         |
| 22001530             | 04/27/2022   | kavaglia | 610          | (\$4.94)           | CONSOLIDATION           |
|                      | 04/27/2022   | kavaglia | 610          | \$4.94             | CONSOLIDATION           |
| <b>22001530</b>      |              |          |              | <b>\$0.00</b>      |                         |
| 22001531             | 04/27/2022   | rking1   | 610          | \$5,851.40         | TO COVER SHORTAGES      |
|                      | 04/27/2022   | rking1   | 390          | (\$871.00)         | TO COVER SHORTAGES      |
|                      | 04/27/2022   | rking1   | 580          | (\$200.00)         | TO COVER SHORTAGES      |
|                      | 04/27/2022   | rking1   | 811          | (\$26.30)          | TO COVER SHORTAGES      |
|                      | 04/27/2022   | rking1   | 123          | (\$254.10)         | TO COVER SHORTAGES      |
|                      | 04/27/2022   | rking1   | 315          | (\$4,500.00)       | TO COVER SHORTAGES      |
| <b>22001531</b>      |              |          |              | <b>\$0.00</b>      |                         |
| 22001532             | 04/27/2022   | kavaglia | 610          | (\$189.35)         | CONSOLIDATION           |
|                      | 04/27/2022   | kavaglia | 610          | \$189.35           | CONSOLIDATION           |
| <b>22001532</b>      |              |          |              | <b>\$0.00</b>      |                         |
| 22001533             | 04/27/2022   | kavaglia | 430          | (\$291.97)         | CONSOLIDATION           |
|                      | 04/27/2022   | kavaglia | 610          | \$291.97           | CONSOLIDATION           |
|                      | 04/27/2022   | kavaglia | 640          | (\$60.70)          | CONSOLIDATION           |
|                      | 04/27/2022   | kavaglia | 610          | \$60.70            | CONSOLIDATION           |
|                      | 04/27/2022   | kavaglia | 810          | (\$100.00)         | CONSOLIDATION           |
|                      | 04/27/2022   | kavaglia | 610          | \$100.00           | CONSOLIDATION           |
| <b>22001533</b>      |              |          |              | <b>\$0.00</b>      |                         |
| 22001534             | 04/27/2022   | kavaglia | 610          | (\$4.99)           | CONSOLIDATION           |
|                      | 04/27/2022   | kavaglia | 610          | \$4.99             | CONSOLIDATION           |
| <b>22001534</b>      |              |          |              | <b>\$0.00</b>      |                         |
| 22001535             | 04/27/2022   | kavaglia | 610          | (\$1.65)           | CONSOLIDATION           |
|                      | 04/27/2022   | kavaglia | 610          | \$1.65             | CONSOLIDATION           |
| <b>22001535</b>      |              |          |              | <b>\$0.00</b>      |                         |
| 22001536             | 04/27/2022   | kavaglia | 610          | (\$40.46)          | CONSOLIDATION           |
|                      | 04/27/2022   | kavaglia | 610          | \$40.46            | CONSOLIDATION           |
| <b>22001536</b>      |              |          |              | <b>\$0.00</b>      |                         |

## Budget Transfers By Period

| Journal Entry Number | Date Entered | Operator | Account Code | Transaction Amount | Transaction Description |
|----------------------|--------------|----------|--------------|--------------------|-------------------------|
| 22001537             | 04/27/2022   | kavaglia | 610          | (\$89.38)          | CONSOLIDATION           |
|                      | 04/27/2022   | kavaglia | 610          | \$89.38            | CONSOLIDATION           |
| <b>22001537</b>      |              |          |              | <b>\$0.00</b>      |                         |
| 22001538             | 04/27/2022   | kavaglia | 610          | (\$34.95)          | TO COVER EXPENSES       |
|                      | 04/27/2022   | kavaglia | 640          | \$34.95            | TO COVER EXPENSES       |
| <b>22001538</b>      |              |          |              | <b>\$0.00</b>      |                         |
| 22001539             | 04/27/2022   | kavaglia | 610          | (\$6.37)           | CONSOLIDATION           |
|                      | 04/27/2022   | kavaglia | 610          | \$6.37             | CONSOLIDATION           |
|                      | 04/27/2022   | kavaglia | 581          | (\$240.00)         | CONSOLIDATION           |
|                      | 04/27/2022   | kavaglia | 610          | \$240.00           | CONSOLIDATION           |
| <b>22001539</b>      |              |          |              | <b>\$0.00</b>      |                         |
| 22001540             | 04/27/2022   | kavaglia | 610          | (\$1.10)           | CONSOLIDATION           |
|                      | 04/27/2022   | kavaglia | 610          | \$1.10             | CONSOLIDATION           |
| <b>22001540</b>      |              |          |              | <b>\$0.00</b>      |                         |
| 22001541             | 04/27/2022   | ralexand | 811          | (\$1,690.00)       | COVER EQUIPMENT         |
|                      | 04/27/2022   | ralexand | 760          | \$1,690.00         | COVER EQUIPMENT         |
| <b>22001541</b>      |              |          |              | <b>\$0.00</b>      |                         |
| 22001542             | 04/27/2022   | ralexand | 758          | (\$1,000.00)       | COVER EQUIPMENT         |
|                      | 04/27/2022   | ralexand | 760          | \$1,000.00         | COVER EQUIPMENT         |
| <b>22001542</b>      |              |          |              | <b>\$0.00</b>      |                         |
| 22001543             | 04/27/2022   | ralexand | 810          | (\$600.00)         | COVER EQUIPMENT         |
|                      | 04/27/2022   | ralexand | 760          | \$600.00           | COVER EQUIPMENT         |
| <b>22001543</b>      |              |          |              | <b>\$0.00</b>      |                         |
| 22001544             | 04/27/2022   | ralexand | 610          | (\$300.00)         | COVER EQUIPMENT         |
|                      | 04/27/2022   | ralexand | 760          | \$300.00           | COVER EQUIPMENT         |
| <b>22001544</b>      |              |          |              | <b>\$0.00</b>      |                         |
| 22001545             | 04/27/2022   | ralexand | 810          | (\$140.00)         | COVER EQUIPMENT         |
|                      | 04/27/2022   | ralexand | 760          | \$140.00           | COVER EQUIPMENT         |
| <b>22001545</b>      |              |          |              | <b>\$0.00</b>      |                         |
| 22001546             | 04/27/2022   | ralexand | 581          | (\$1,000.00)       | COVER EQUIPMENT         |
|                      | 04/27/2022   | ralexand | 760          | \$1,000.00         | COVER EQUIPMENT         |
| <b>22001546</b>      |              |          |              | <b>\$0.00</b>      |                         |
| 22001547             | 04/27/2022   | ralexand | 430          | (\$500.00)         | COVER EQUIPMENT         |
|                      | 04/27/2022   | ralexand | 581          | \$500.00           | COVER EQUIPMENT         |
| <b>22001547</b>      |              |          |              | <b>\$0.00</b>      |                         |
| 22001548             | 04/27/2022   | ralexand | 810          | (\$400.00)         | COVER EQUIPMENT         |
|                      | 04/27/2022   | ralexand | 760          | \$400.00           | COVER EQUIPMENT         |
| <b>22001548</b>      |              |          |              | <b>\$0.00</b>      |                         |
| 22001549             | 04/27/2022   | ralexand | 811          | (\$150.00)         | COVER EQUIPMENT         |
|                      | 04/27/2022   | ralexand | 760          | \$150.00           | COVER EQUIPMENT         |
| <b>22001549</b>      |              |          |              | <b>\$0.00</b>      |                         |

## Budget Transfers By Period

| Journal Entry Number | Date Entered | Operator | Account Code | Transaction Amount | Transaction Description |
|----------------------|--------------|----------|--------------|--------------------|-------------------------|
| 22001550             | 04/27/2022   | ralexand | 810          | (\$165.00)         | COVER EQUIPMENT         |
|                      | 04/27/2022   | ralexand | 760          | \$165.00           | COVER EQUIPMENT         |
| <b>22001550</b>      |              |          |              | <b>\$0.00</b>      |                         |
| 22001551             | 04/27/2022   | ralexand | 610          | (\$90.00)          | COVER EQUIPMENT         |
|                      | 04/27/2022   | ralexand | 760          | \$90.00            | COVER EQUIPMENT         |
| <b>22001551</b>      |              |          |              | <b>\$0.00</b>      |                         |
| 22001552             | 04/27/2022   | ralexand | 810          | (\$675.00)         | COVER PRINTING          |
|                      | 04/27/2022   | ralexand | 530          | \$675.00           | COVER PRINTING          |
| <b>22001552</b>      |              |          |              | <b>\$0.00</b>      |                         |
| 22001553             | 04/27/2022   | ralexand | 580          | (\$75.00)          | COVER EQUIPMENT         |
|                      | 04/27/2022   | ralexand | 550          | \$75.00            | COVER EQUIPMENT         |
| <b>22001553</b>      |              |          |              | <b>\$0.00</b>      |                         |
| 22001554             | 04/27/2022   | mpitt    | 640          | (\$600.00)         | BALANCE ACCT            |
|                      | 04/27/2022   | mpitt    | 610          | \$600.00           | BALANCE ACCT            |
| <b>22001554</b>      |              |          |              | <b>\$0.00</b>      |                         |
| 22001556             | 04/27/2022   | mpitt    | 640          | (\$490.00)         | BALANCE ACCT            |
|                      | 04/27/2022   | mpitt    | 610          | \$490.00           | BALANCE ACCT            |
| <b>22001556</b>      |              |          |              | <b>\$0.00</b>      |                         |
| 22001557             | 04/27/2022   | msmith2  | 640          | (\$99.52)          | TRANSFER TO 610         |
|                      | 04/27/2022   | msmith2  | 610          | \$99.52            | TRANSFER TO 610         |
| <b>22001557</b>      |              |          |              | <b>\$0.00</b>      |                         |
| 22001558             | 04/27/2022   | kavaglia | 581          | (\$2,000.00)       | TO COVER EXPENSES       |
|                      | 04/27/2022   | kavaglia | 610          | \$2,000.00         | TO COVER EXPENSES       |
| <b>22001558</b>      |              |          |              | <b>\$0.00</b>      |                         |
| 22001559             | 04/27/2022   | rking1   | 610          | \$18,000.00        | TO COVER SHORTAGES      |
|                      | 04/27/2022   | rking1   | 640          | (\$18,000.00)      | TO COVER SHORTAGES      |
| <b>22001559</b>      |              |          |              | <b>\$0.00</b>      |                         |
| 22001560             | 04/27/2022   | dclark1  | 315          | \$200.00           | TO COVER SHORTAGE       |
|                      | 04/27/2022   | dclark1  | 513          | (\$200.00)         | TO COVER SHORTAGE       |
| <b>22001560</b>      |              |          |              | <b>\$0.00</b>      |                         |
| 22001562             | 04/28/2022   | rking1   | 513          | \$1,828.00         | TO COVER SHORTAGES      |
|                      | 04/28/2022   | rking1   | 581          | (\$1,828.00)       | TO COVER SHORTAGES      |
| <b>22001562</b>      |              |          |              | <b>\$0.00</b>      |                         |
| 22001563             | 04/28/2022   | ralexand | 610          | (\$149.00)         | COVER SUPPLIES          |
|                      | 04/28/2022   | ralexand | 610          | \$149.00           | COVER SUPPLIES          |
| <b>22001563</b>      |              |          |              | <b>\$0.00</b>      |                         |
| 22001564             | 04/28/2022   | scatramb | 610          | (\$34.59)          | COVER NEGATIVE          |
|                      | 04/28/2022   | scatramb | 123          | \$34.59            | COVER NEGATIVE          |
|                      | 04/28/2022   | scatramb | 610          | (\$475.89)         | COVER NEGATIVE          |
|                      | 04/28/2022   | scatramb | 153          | \$475.89           | COVER NEGATIVE          |
| <b>22001564</b>      |              |          |              | <b>\$0.00</b>      |                         |

## Budget Transfers By Period

| Journal Entry Number | Date Entered | Operator | Account Code | Transaction Amount | Transaction Description   |
|----------------------|--------------|----------|--------------|--------------------|---------------------------|
| 22001566             | 04/28/2022   | scatramb | 610          | (\$115.19)         | COVER NEGATIVE            |
|                      | 04/28/2022   | scatramb | 153          | \$115.19           | COVER NEGATIVE            |
| <b>22001566</b>      |              |          |              | <b>\$0.00</b>      |                           |
| 22001568             | 04/28/2022   | mbrown1  | 610          | (\$2,204.50)       | TO 2380-61/COPY PAPER     |
|                      | 04/28/2022   | mbrown1  | 610          | \$2,204.50         | TO 2380-61/COPY PAPER     |
| <b>22001568</b>      |              |          |              | <b>\$0.00</b>      |                           |
| 22001569             | 04/28/2022   | mpitt    | 640          | (\$10.00)          | BALANCE ACCT              |
|                      | 04/28/2022   | mpitt    | 153          | \$10.00            | BALANCE ACCT              |
| <b>22001569</b>      |              |          |              | <b>\$0.00</b>      |                           |
| 22001570             | 04/28/2022   | mpitt    | 635          | (\$340.61)         | BALANCE ACCT              |
|                      | 04/28/2022   | mpitt    | 153          | \$340.61           | BALANCE ACCT              |
| <b>22001570</b>      |              |          |              | <b>\$0.00</b>      |                           |
| 22001571             | 04/28/2022   | mbrown1  | 315          | (\$1,227.97)       | TO COV NEG 123 ACCOUNT    |
|                      | 04/28/2022   | mbrown1  | 123          | \$1,227.97         | TO COV NEG 123 ACCOUNT    |
| <b>22001571</b>      |              |          |              | <b>\$0.00</b>      |                           |
| 22001572             | 04/28/2022   | mbrown1  | 610          | (\$3,459.00)       | TO COVER BLUE CARDS       |
|                      | 04/28/2022   | mbrown1  | 123          | \$3,459.00         | TO COVER BLUE CARDS       |
| <b>22001572</b>      |              |          |              | <b>\$0.00</b>      |                           |
| 22001573             | 04/28/2022   | mpitt    | 610          | (\$8.39)           | BALANCE ACCT              |
|                      | 04/28/2022   | mpitt    | 640          | \$8.39             | BALANCE ACCT              |
| <b>22001573</b>      |              |          |              | <b>\$0.00</b>      |                           |
| 22001574             | 04/28/2022   | mbrown1  | 530          | (\$2,288.65)       | TO 1100-610 FOR GRAD PO'S |
|                      | 04/28/2022   | mbrown1  | 550          | (\$1,478.00)       | TO 1100-610 FOR GRAD PO'S |
|                      | 04/28/2022   | mbrown1  | 580          | (\$1,568.13)       | TO 1100-610 FOR GRAD PO'S |
|                      | 04/28/2022   | mbrown1  | 610          | \$5,334.78         | TO 1100-610 FOR GRAD PO'S |
| <b>22001574</b>      |              |          |              | <b>\$0.00</b>      |                           |
| 22001575             | 04/28/2022   | mpitt    | 640          | (\$248.22)         | BALANCE ACCT              |
|                      | 04/28/2022   | mpitt    | 610          | \$248.22           | BALANCE ACCT              |
| <b>22001575</b>      |              |          |              | <b>\$0.00</b>      |                           |
| 22001576             | 04/28/2022   | mpitt    | 640          | (\$4,000.00)       | BALANCE ACCT              |
|                      | 04/28/2022   | mpitt    | 610          | \$4,000.00         | BALANCE ACCT              |
| <b>22001576</b>      |              |          |              | <b>\$0.00</b>      |                           |
| 22001577             | 04/28/2022   | mpitt    | 650          | (\$7.03)           | BALANCE ACCT              |
|                      | 04/28/2022   | mpitt    | 610          | \$7.03             | BALANCE ACCT              |
| <b>22001577</b>      |              |          |              | <b>\$0.00</b>      |                           |
| 22001578             | 04/28/2022   | mpitt    | 610          | (\$4.66)           | BALANCE ACCT              |
|                      | 04/28/2022   | mpitt    | 610          | \$4.66             | BALANCE ACCT              |
| <b>22001578</b>      |              |          |              | <b>\$0.00</b>      |                           |
| 22001579             | 04/28/2022   | mpitt    | 610          | (\$98.97)          | BALANCE ACCT              |
|                      | 04/28/2022   | mpitt    | 610          | \$98.97            | BALANCE ACCT              |
| <b>22001579</b>      |              |          |              | <b>\$0.00</b>      |                           |



## Budget Transfers By Period

| Journal Entry Number | Date Entered | Operator | Account Code | Transaction Amount | Transaction Description |
|----------------------|--------------|----------|--------------|--------------------|-------------------------|
| 22001580             | 04/28/2022   | cmoulden | 422          | (\$10,000.00)      | FROM 71C 911 TO 70R 931 |
|                      | 04/28/2022   | cmoulden | 430          | \$10,000.00        | FROM 71C 911 TO 70R 931 |
| <b>22001580</b>      |              |          |              | <b>\$0.00</b>      |                         |
| 22001582             | 04/28/2022   | mpitt    | 811          | (\$600.00)         | BALANCE ACCT            |
|                      | 04/28/2022   | mpitt    | 610          | \$600.00           | BALANCE ACCT            |
| <b>22001582</b>      |              |          |              | <b>\$0.00</b>      |                         |
| 22001583             | 04/28/2022   | mpitt    | 610          | (\$45.65)          | BALANCE ACCT            |
|                      | 04/28/2022   | mpitt    | 610          | \$45.65            | BALANCE ACCT            |
| <b>22001583</b>      |              |          |              | <b>\$0.00</b>      |                         |
| 22001584             | 04/28/2022   | mpitt    | 430          | (\$200.00)         | BALANCE ACCT            |
|                      | 04/28/2022   | mpitt    | 610          | \$200.00           | BALANCE ACCT            |
| <b>22001584</b>      |              |          |              | <b>\$0.00</b>      |                         |
| 22001585             | 04/28/2022   | mpitt    | 430          | (\$100.00)         | BALANCE ACCT            |
|                      | 04/28/2022   | mpitt    | 610          | \$100.00           | BALANCE ACCT            |
| <b>22001585</b>      |              |          |              | <b>\$0.00</b>      |                         |
| 22001586             | 04/28/2022   | jzoretic | 640          | (\$929.79)         |                         |
|                      | 04/28/2022   | jzoretic | 610          | \$929.79           |                         |
| <b>22001586</b>      |              |          |              | <b>\$0.00</b>      |                         |
| 22001588             | 04/28/2022   | tmbaxter | 610          | (\$300.00)         |                         |
|                      | 04/28/2022   | tmbaxter | 610          | \$300.00           |                         |
| <b>22001588</b>      |              |          |              | <b>\$0.00</b>      |                         |
| 22001589             | 04/28/2022   | ralexand | 390          | (\$600.00)         | COVER SUPPLIES          |
|                      | 04/28/2022   | ralexand | 610          | \$600.00           | COVER SUPPLIES          |
| <b>22001589</b>      |              |          |              | <b>\$0.00</b>      |                         |
| 22001590             | 04/28/2022   | ralexand | 610          | (\$650.00)         | COVER SUPPLIES          |
|                      | 04/28/2022   | ralexand | 610          | \$650.00           | COVER SUPPLIES          |
| <b>22001590</b>      |              |          |              | <b>\$0.00</b>      |                         |
| 22001591             | 04/28/2022   | ralexand | 610          | (\$200.00)         | COVER SUPPLIES          |
|                      | 04/28/2022   | ralexand | 610          | \$200.00           | COVER SUPPLIES          |
| <b>22001591</b>      |              |          |              | <b>\$0.00</b>      |                         |
| 22001592             | 04/28/2022   | ralexand | 610          | (\$150.00)         | COVER SUPPLIES          |
|                      | 04/28/2022   | ralexand | 610          | \$150.00           | COVER SUPPLIES          |
| <b>22001592</b>      |              |          |              | <b>\$0.00</b>      |                         |
| 22001593             | 04/28/2022   | ralexand | 610          | (\$400.00)         | COVER SUPPLIES          |
|                      | 04/28/2022   | ralexand | 610          | \$400.00           | COVER SUPPLIES          |
| <b>22001593</b>      |              |          |              | <b>\$0.00</b>      |                         |
| 22001594             | 04/28/2022   | ralexand | 610          | (\$400.00)         | COVER SUPPLIES          |
|                      | 04/28/2022   | ralexand | 610          | \$400.00           | COVER SUPPLIES          |
| <b>22001594</b>      |              |          |              | <b>\$0.00</b>      |                         |
| 22001595             | 04/28/2022   | ralexand | 811          | (\$258.00)         | COVER SALARIES          |
|                      | 04/28/2022   | ralexand | 153          | \$258.00           | COVER SALARIES          |
| <b>22001595</b>      |              |          |              | <b>\$0.00</b>      |                         |

## Budget Transfers By Period

| Journal Entry Number | Date Entered | Operator | Account Code | Transaction Amount | Transaction Description  |
|----------------------|--------------|----------|--------------|--------------------|--------------------------|
| 22001596             | 04/28/2022   | ralexand | 581          | (\$500.00)         | COVER SALARIES           |
|                      | 04/28/2022   | ralexand | 153          | \$500.00           | COVER SALARIES           |
| <b>22001596</b>      |              |          |              | <b>\$0.00</b>      |                          |
| 22001597             | 04/28/2022   | ralexand | 610          | (\$1,285.00)       | COVER SALARIES           |
|                      | 04/28/2022   | ralexand | 153          | \$1,285.00         | COVER SALARIES           |
| <b>22001597</b>      |              |          |              | <b>\$0.00</b>      |                          |
| 22001599             | 04/28/2022   | ralexand | 640          | (\$283.96)         | COVER SUPPLIES           |
|                      | 04/28/2022   | ralexand | 610          | \$283.96           | COVER SUPPLIES           |
| <b>22001599</b>      |              |          |              | <b>\$0.00</b>      |                          |
| 22001600             | 04/28/2022   | ralexand | 581          | (\$150.00)         | COVER SUPPLIES           |
|                      | 04/28/2022   | ralexand | 610          | \$150.00           | COVER SUPPLIES           |
| <b>22001600</b>      |              |          |              | <b>\$0.00</b>      |                          |
| 22001601             | 04/28/2022   | mbrown1  | 153          | (\$5.36)           | TO CONNIE OT & DONNA OT  |
|                      | 04/28/2022   | mbrown1  | 153          | \$5.36             | TO CONNIE OT & DONNA OT  |
|                      | 04/28/2022   | mbrown1  | 153          | (\$2.24)           | TO CONNIE OT & DONNA OT  |
|                      | 04/28/2022   | mbrown1  | 153          | \$2.24             | TO CONNIE OT & DONNA OT  |
| <b>22001601</b>      |              |          |              | <b>\$0.00</b>      |                          |
| 22001602             | 04/28/2022   | rking1   | 610          | \$5,000.00         | TO COVER SHORTAGES       |
|                      | 04/28/2022   | rking1   | 810          | (\$1,000.00)       | TO COVER SHORTAGES       |
|                      | 04/28/2022   | rking1   | 430          | (\$4,000.00)       | TO COVER SHORTAGES       |
| <b>22001602</b>      |              |          |              | <b>\$0.00</b>      |                          |
| 22001603             | 04/28/2022   | rking1   | 324          | \$5,000.00         | TO COVER SHORTAGES       |
|                      | 04/28/2022   | rking1   | 650          | (\$5,000.00)       | TO COVER SHORTAGES       |
| <b>22001603</b>      |              |          |              | <b>\$0.00</b>      |                          |
| 22001604             | 04/28/2022   | rking1   | 650          | \$9,915.84         | TO COVER SHORTAGES       |
|                      | 04/28/2022   | rking1   | 324          | (\$1,500.00)       | TO COVER SHORTAGES       |
|                      | 04/28/2022   | rking1   | 550          | (\$500.00)         | TO COVER SHORTAGES       |
|                      | 04/28/2022   | rking1   | 123          | (\$1,500.00)       | TO COVER SHORTAGES       |
|                      | 04/28/2022   | rking1   | 581          | (\$500.00)         | TO COVER SHORTAGES       |
|                      | 04/28/2022   | rking1   | 610          | (\$2,032.35)       | TO COVER SHORTAGES       |
|                      | 04/28/2022   | rking1   | 640          | (\$3,883.49)       | TO COVER SHORTAGES       |
| <b>22001604</b>      |              |          |              | <b>\$0.00</b>      |                          |
| 22001605             | 04/28/2022   | rking1   | 650          | \$9,895.05         | TO COVER SHORTAGES       |
|                      | 04/28/2022   | rking1   | 640          | (\$9,895.05)       | TO COVER SHORTAGES       |
| <b>22001605</b>      |              |          |              | <b>\$0.00</b>      |                          |
| 22001606             | 04/28/2022   | dclark1  | 610          | (\$20,590.68)      | TO COVER SHORTAGES       |
|                      | 04/28/2022   | dclark1  | 640          | \$20,590.68        | TO COVER SHORTAGES       |
| <b>22001606</b>      |              |          |              | <b>\$0.00</b>      |                          |
| 22001608             | 04/29/2022   | mbrown1  | 430          | (\$750.00)         | FOR CARRYOVER FR SCIENCE |
|                      | 04/29/2022   | mbrown1  | 610          | \$750.00           | FOR CARRYOVER FR SCIENCE |
|                      | 04/29/2022   | mbrown1  | 640          | (\$453.48)         | FOR CARRYOVER FR SCIENCE |
|                      | 04/29/2022   | mbrown1  | 610          | \$453.48           | FOR CARRYOVER FR SCIENCE |

## Budget Transfers By Period

| Journal Entry Number | Date Entered | Operator | Account Code | Transaction Amount | Transaction Description   |
|----------------------|--------------|----------|--------------|--------------------|---------------------------|
| 22001608             | 04/29/2022   | mbrown1  | 610          | (\$8.30)           | FOR CARRYOVER FR SCIENCE  |
|                      | 04/29/2022   | mbrown1  | 610          | \$8.30             | FOR CARRYOVER FR SCIENCE  |
| <b>22001608</b>      |              |          |              | <b>\$0.00</b>      |                           |
| 22001609             | 04/29/2022   | ralexand | 610          | (\$5.16)           | COVER SUPPLIES            |
|                      | 04/29/2022   | ralexand | 610          | \$5.16             | COVER SUPPLIES            |
| <b>22001609</b>      |              |          |              | <b>\$0.00</b>      |                           |
| 22001610             | 04/29/2022   | mbrown1  | 610          | (\$13.25)          | TO OFC DEP PO - LIBRARY   |
|                      | 04/29/2022   | mbrown1  | 610          | \$13.25            | TO OFC DEP PO - LIBRARY   |
| <b>22001610</b>      |              |          |              | <b>\$0.00</b>      |                           |
| 22001611             | 04/29/2022   | rking1   | 315          | \$1,300.00         | TO COVER SHORTAGES        |
|                      | 04/29/2022   | rking1   | 640          | (\$1,300.00)       | TO COVER SHORTAGES        |
| <b>22001611</b>      |              |          |              | <b>\$0.00</b>      |                           |
| 22001612             | 04/29/2022   | kavaglia | 300          | (\$2,800.00)       | TO COVER EXPENSES         |
|                      | 04/29/2022   | kavaglia | 610          | \$2,800.00         | TO COVER EXPENSES         |
| <b>22001612</b>      |              |          |              | <b>\$0.00</b>      |                           |
| 22001613             | 04/29/2022   | rking1   | 650          | \$1,006.40         | TO COVER SHORTAGES        |
|                      | 04/29/2022   | rking1   | 610          | (\$1,006.40)       | TO COVER SHORTAGES        |
| <b>22001613</b>      |              |          |              | <b>\$0.00</b>      |                           |
| 22001614             | 04/29/2022   | ralexand | 610          | (\$45.28)          | COVER SUPPLIES            |
|                      | 04/29/2022   | ralexand | 610          | \$45.28            | COVER SUPPLIES            |
| <b>22001614</b>      |              |          |              | <b>\$0.00</b>      |                           |
| 22001615             | 04/29/2022   | ralexand | 610          | (\$11.23)          | COVER SUPPLIES            |
|                      | 04/29/2022   | ralexand | 610          | \$11.23            | COVER SUPPLIES            |
| <b>22001615</b>      |              |          |              | <b>\$0.00</b>      |                           |
| 22001616             | 04/29/2022   | ralexand | 640          | (\$2,500.00)       | LIBRARY CARRY OVER        |
|                      | 04/29/2022   | ralexand | 760          | \$2,500.00         | LIBRARY CARRY OVER        |
| <b>22001616</b>      |              |          |              | <b>\$0.00</b>      |                           |
| 22001617             | 04/29/2022   | kavaglia | 610          | (\$1.32)           | TO COVER OVERAGE          |
|                      | 04/29/2022   | kavaglia | 610          | \$1.32             | TO COVER OVERAGE          |
| <b>22001617</b>      |              |          |              | <b>\$0.00</b>      |                           |
| 22001618             | 04/29/2022   | ralexand | 610          | (\$278.34)         | COVER SUPPLIES            |
|                      | 04/29/2022   | ralexand | 610          | \$278.34           | COVER SUPPLIES            |
| <b>22001618</b>      |              |          |              | <b>\$0.00</b>      |                           |
| 22001619             | 04/29/2022   | mbrown1  | 610          | (\$1,310.07)       | TO COV COPIER LEASE - 442 |
|                      | 04/29/2022   | mbrown1  | 442          | \$1,310.07         | TO COV COPIER LEASE - 442 |
| <b>22001619</b>      |              |          |              | <b>\$0.00</b>      |                           |
| 22001620             | 04/29/2022   | ralexand | 610          | (\$189.90)         | COVER SUPPLIES            |
|                      | 04/29/2022   | ralexand | 610          | \$189.90           | COVER SUPPLIES            |
| <b>22001620</b>      |              |          |              | <b>\$0.00</b>      |                           |
| 22001621             | 04/29/2022   | pcattin  | 650          | (\$3,000.00)       | COVER EXP FOR PO22000088  |
|                      | 04/29/2022   | pcattin  | 650          | \$3,000.00         | COVER EXP FOR PO22000088  |
| <b>22001621</b>      |              |          |              | <b>\$0.00</b>      |                           |

## Budget Transfers By Period

| Journal Entry Number | Date Entered | Operator | Account Code | Transaction Amount | Transaction Description   |
|----------------------|--------------|----------|--------------|--------------------|---------------------------|
| 22001623             | 04/29/2022   | ralexand | 610          | (\$500.00)         | COVER PRINTING            |
|                      | 04/29/2022   | ralexand | 550          | \$500.00           | COVER PRINTING            |
| <b>22001623</b>      |              |          |              | <b>\$0.00</b>      |                           |
| 22001624             | 04/29/2022   | clee     | 650          | (\$2,000.00)       |                           |
|                      | 04/29/2022   | clee     | 340          | \$2,000.00         |                           |
| <b>22001624</b>      |              |          |              | <b>\$0.00</b>      |                           |
| 22001626             | 04/29/2022   | ralexand | 635          | (\$377.45)         | COVER SUPPLIES            |
|                      | 04/29/2022   | ralexand | 610          | \$377.45           | COVER SUPPLIES            |
| <b>22001626</b>      |              |          |              | <b>\$0.00</b>      |                           |
| 22001627             | 04/29/2022   | ralexand | 610          | (\$248.67)         | COVER SUPPLIES            |
|                      | 04/29/2022   | ralexand | 610          | \$248.67           | COVER SUPPLIES            |
| <b>22001627</b>      |              |          |              | <b>\$0.00</b>      |                           |
| 22001628             | 04/29/2022   | mbrown1  | 580          | (\$845.73)         | FOR CARRYOVER - MARKETING |
|                      | 04/29/2022   | mbrown1  | 610          | (\$877.25)         | FOR CARRYOVER - MARKETING |
|                      | 04/29/2022   | mbrown1  | 640          | (\$37.05)          | FOR CARRYOVER - MARKETING |
|                      | 04/29/2022   | mbrown1  | 810          | (\$50.00)          | FOR CARRYOVER - MARKETING |
|                      | 04/29/2022   | mbrown1  | 610          | \$1,810.03         | FOR CARRYOVER - MARKETING |
| <b>22001628</b>      |              |          |              | <b>\$0.00</b>      |                           |
| 22001629             | 04/29/2022   | tmbaxter | 610          | (\$600.00)         |                           |
|                      | 04/29/2022   | tmbaxter | 610          | \$600.00           |                           |
| <b>22001629</b>      |              |          |              | <b>\$0.00</b>      |                           |
| 22001630             | 04/29/2022   | mgigliou | 640          | (\$37.00)          |                           |
|                      | 04/29/2022   | mgigliou | 153          | \$37.00            |                           |
| <b>22001630</b>      |              |          |              | <b>\$0.00</b>      |                           |
| 22001631             | 04/29/2022   | ltobin   | 610          | \$2,887.20         |                           |
|                      | 04/29/2022   | ltobin   | 610          | (\$810.24)         |                           |
|                      | 04/29/2022   | ltobin   | 640          | (\$595.53)         |                           |
|                      | 04/29/2022   | ltobin   | 640          | (\$1.50)           |                           |
|                      | 04/29/2022   | ltobin   | 430          | (\$200.00)         |                           |
|                      | 04/29/2022   | ltobin   | 610          | (\$83.36)          |                           |
|                      | 04/29/2022   | ltobin   | 610          | (\$132.89)         |                           |
|                      | 04/29/2022   | ltobin   | 610          | (\$658.85)         |                           |
|                      | 04/29/2022   | ltobin   | 640          | (\$391.95)         |                           |
|                      | 04/29/2022   | ltobin   | 610          | (\$12.88)          |                           |
| <b>22001631</b>      |              |          |              | <b>\$0.00</b>      |                           |
| 22001633             | 04/29/2022   | mgigliou | 530          | (\$153.52)         | END OF YEAR               |
|                      | 04/29/2022   | mgigliou | 550          | (\$200.00)         | END OF YEAR               |
|                      | 04/29/2022   | mgigliou | 635          | (\$223.10)         | END OF YEAR               |
|                      | 04/29/2022   | mgigliou | 640          | (\$3,792.73)       | END OF YEAR               |
|                      | 04/29/2022   | mgigliou | 610          | (\$30.02)          | END OF YEAR               |
|                      | 04/29/2022   | mgigliou | 610          | (\$328.00)         | END OF YEAR               |
|                      | 04/29/2022   | mgigliou | 610          | (\$100.00)         | END OF YEAR               |

## Budget Transfers By Period

| Journal Entry Number | Date Entered | Operator | Account Code | Transaction Amount | Transaction Description   |
|----------------------|--------------|----------|--------------|--------------------|---------------------------|
| 22001633             | 04/29/2022   | mgigliou | 610          | (\$4,009.70)       | END OF YEAR               |
|                      | 04/29/2022   | mgigliou | 610          | (\$500.00)         | END OF YEAR               |
|                      | 04/29/2022   | mgigliou | 610          | (\$498.80)         | END OF YEAR               |
|                      | 04/29/2022   | mgigliou | 610          | \$9,835.87         | END OF YEAR               |
| <b>22001633</b>      |              |          |              | <b>\$0.00</b>      |                           |
| 22001635             | 04/29/2022   | kpatters | 640          | (\$7,287.68)       | COVER EXPENSES            |
|                      | 04/29/2022   | kpatters | 610          | \$7,287.68         | COVER EXPENSES            |
|                      | 04/29/2022   | kpatters | 650          | (\$1,082.03)       | COVER EXPENSES            |
|                      | 04/29/2022   | kpatters | 610          | \$1,082.03         | COVER EXPENSES            |
| <b>22001635</b>      |              |          |              | <b>\$0.00</b>      |                           |
| 22001637             | 04/29/2022   | kpatters | 581          | (\$420.00)         | COVER EXPENSE             |
|                      | 04/29/2022   | kpatters | 610          | \$420.00           | COVER EXPENSE             |
| <b>22001637</b>      |              |          |              | <b>\$0.00</b>      |                           |
| 22001638             | 04/29/2022   | scatramb | 442          | (\$3,700.00)       | MOVE                      |
|                      | 04/29/2022   | scatramb | 610          | \$3,700.00         | MOVE                      |
|                      | 04/29/2022   | scatramb | 635          | (\$915.00)         | MOVE                      |
|                      | 04/29/2022   | scatramb | 610          | \$915.00           | MOVE                      |
| <b>22001638</b>      |              |          |              | <b>\$0.00</b>      |                           |
| 22001640             | 04/29/2022   | scatramb | 610          | (\$750.00)         | ZERO                      |
|                      | 04/29/2022   | scatramb | 610          | \$750.00           | ZERO                      |
| <b>22001640</b>      |              |          |              | <b>\$0.00</b>      |                           |
| 22001642             | 04/29/2022   | dclark1  | 811          | \$583.00           | TO COVER SHORTAGE         |
|                      | 04/29/2022   | dclark1  | 610          | (\$583.00)         | TO COVER SHORTAGE         |
| <b>22001642</b>      |              |          |              | <b>\$0.00</b>      |                           |
| 22001643             | 05/01/2022   | kleonard | 513          | (\$200.00)         | PER L. VANDEBURG          |
|                      | 05/01/2022   | kleonard | 580          | \$200.00           | PER L. VANDEBURG          |
| <b>22001643</b>      |              |          |              | <b>\$0.00</b>      |                           |
| 22001644             | 05/01/2022   | kleonard | 610          | (\$1.55)           | TO COVER NEGATIVE BALANCE |
|                      | 05/01/2022   | kleonard | 153          | \$1.55             | TO COVER NEGATIVE BALANCE |
| <b>22001644</b>      |              |          |              | <b>\$0.00</b>      |                           |
| 22001645             | 05/01/2022   | kleonard | 610          | (\$110.33)         | YEAR-END CLOSE            |
|                      | 05/01/2022   | kleonard | 610          | (\$248.18)         | YEAR-END CLOSE            |
|                      | 05/01/2022   | kleonard | 650          | (\$307.07)         | YEAR-END CLOSE            |
|                      | 05/01/2022   | kleonard | 513          | (\$19.78)          | YEAR-END CLOSE            |
|                      | 05/01/2022   | kleonard | 610          | (\$390.11)         | YEAR-END CLOSE            |
|                      | 05/01/2022   | kleonard | 513          | (\$81.00)          | YEAR-END CLOSE            |
|                      | 05/01/2022   | kleonard | 610          | (\$182.56)         | YEAR-END CLOSE            |
|                      | 05/01/2022   | kleonard | 640          | (\$25.00)          | YEAR-END CLOSE            |
|                      | 05/01/2022   | kleonard | 610          | (\$1,381.24)       | YEAR-END CLOSE            |
|                      | 05/01/2022   | kleonard | 640          | (\$52.89)          | YEAR-END CLOSE            |
|                      | 05/01/2022   | kleonard | 811          | (\$183.00)         | YEAR-END CLOSE            |
|                      | 05/01/2022   | kleonard | 153          | (\$433.74)         | YEAR-END CLOSE            |

## Budget Transfers By Period

| Journal Entry Number | Date Entered | Operator | Account Code | Transaction Amount | Transaction Description   |
|----------------------|--------------|----------|--------------|--------------------|---------------------------|
| 22001645             | 05/01/2022   | kleonard | 513          | (\$500.00)         | YEAR-END CLOSE            |
|                      | 05/01/2022   | kleonard | 430          | (\$186.00)         | YEAR-END CLOSE            |
|                      | 05/01/2022   | kleonard | 610          | (\$11.32)          | YEAR-END CLOSE            |
|                      | 05/01/2022   | kleonard | 640          | (\$100.00)         | YEAR-END CLOSE            |
|                      | 05/01/2022   | kleonard | 650          | (\$200.00)         | YEAR-END CLOSE            |
|                      | 05/01/2022   | kleonard | 610          | (\$0.03)           | YEAR-END CLOSE            |
|                      | 05/01/2022   | kleonard | 610          | (\$5,407.22)       | YEAR-END CLOSE            |
|                      | 05/01/2022   | kleonard | 640          | (\$380.92)         | YEAR-END CLOSE            |
|                      | 05/01/2022   | kleonard | 610          | (\$112.07)         | YEAR-END CLOSE            |
|                      | 05/01/2022   | kleonard | 513          | (\$1,881.06)       | YEAR-END CLOSE            |
|                      | 05/01/2022   | kleonard | 580          | (\$1,114.72)       | YEAR-END CLOSE            |
|                      | 05/01/2022   | kleonard | 610          | (\$3.53)           | YEAR-END CLOSE            |
|                      | 05/01/2022   | kleonard | 610          | (\$3,251.79)       | YEAR-END CLOSE            |
|                      | 05/01/2022   | kleonard | 513          | (\$800.00)         | YEAR-END CLOSE            |
|                      | 05/01/2022   | kleonard | 610          | (\$483.62)         | YEAR-END CLOSE            |
|                      | 05/01/2022   | kleonard | 640          | (\$678.13)         | YEAR-END CLOSE            |
|                      | 05/01/2022   | kleonard | 810          | (\$200.00)         | YEAR-END CLOSE            |
|                      | 05/01/2022   | kleonard | 610          | (\$19.89)          | YEAR-END CLOSE            |
|                      | 05/01/2022   | kleonard | 610          | (\$89.83)          | YEAR-END CLOSE            |
|                      | 05/01/2022   | kleonard | 610          | (\$237.18)         | YEAR-END CLOSE            |
|                      | 05/01/2022   | kleonard | 640          | (\$58.96)          | YEAR-END CLOSE            |
| 05/01/2022           | kleonard     | 610      | (\$110.97)   | YEAR-END CLOSE     |                           |
| 05/01/2022           | kleonard     | 610      | \$19,242.14  | YEAR-END CLOSE     |                           |
| <b>22001645</b>      |              |          |              | <b>\$0.00</b>      |                           |
| 22001646             | 05/01/2022   | kleonard | 513          | (\$20.00)          | TO COVER NEGATIVE BALANCE |
|                      | 05/01/2022   | kleonard | 580          | \$20.00            | TO COVER NEGATIVE BALANCE |
| <b>22001646</b>      |              |          |              | <b>\$0.00</b>      |                           |
| 22001647             | 05/01/2022   | kleonard | 513          | (\$2,410.55)       | YEAR-END CLOSE            |
|                      | 05/01/2022   | kleonard | 550          | (\$600.00)         | YEAR-END CLOSE            |
|                      | 05/01/2022   | kleonard | 810          | (\$175.00)         | YEAR-END CLOSE            |
|                      | 05/01/2022   | kleonard | 610          | \$3,185.55         | YEAR-END CLOSE            |
| <b>22001647</b>      |              |          |              | <b>\$0.00</b>      |                           |
| 22001648             | 05/01/2022   | kleonard | 640          | (\$50.81)          | YEAR-END CLOSE            |
|                      | 05/01/2022   | kleonard | 610          | \$50.81            | YEAR-END CLOSE            |
| <b>22001648</b>      |              |          |              | <b>\$0.00</b>      |                           |
| 22001649             | 05/02/2022   | mbrown1  | 610          | (\$141.00)         | TO 1110-123 PAYROLL ACCT  |
|                      | 05/02/2022   | mbrown1  | 123          | \$141.00           | TO 1110-123 PAYROLL ACCT  |
| <b>22001649</b>      |              |          |              | <b>\$0.00</b>      |                           |
| 22001650             | 05/02/2022   | mpitt    | 153          | (\$9.11)           | BALANCE ACCT              |
|                      | 05/02/2022   | mpitt    | 610          | \$9.11             | BALANCE ACCT              |
| <b>22001650</b>      |              |          |              | <b>\$0.00</b>      |                           |

## Budget Transfers By Period

| Journal Entry Number | Date Entered | Operator | Account Code | Transaction Amount | Transaction Description   |
|----------------------|--------------|----------|--------------|--------------------|---------------------------|
| 22001651             | 05/02/2022   | mpitt    | 153          | (\$13.16)          | BALANCE ACCT              |
|                      | 05/02/2022   | mpitt    | 610          | \$13.16            | BALANCE ACCT              |
| <b>22001651</b>      |              |          |              | <b>\$0.00</b>      |                           |
| 22001652             | 05/02/2022   | scatramb | 430          | (\$1,200.00)       | RE                        |
|                      | 05/02/2022   | scatramb | 610          | \$1,200.00         | RE                        |
| <b>22001652</b>      |              |          |              | <b>\$0.00</b>      |                           |
| 22001654             | 05/02/2022   | scatramb | 430          | (\$73.39)          | RE                        |
|                      | 05/02/2022   | scatramb | 610          | \$73.39            | RE                        |
| <b>22001654</b>      |              |          |              | <b>\$0.00</b>      |                           |
| 22001656             | 05/02/2022   | mbrown1  | 315          | (\$673.75)         | FOR CARRYOVER FR MARKETIN |
|                      | 05/02/2022   | mbrown1  | 610          | \$673.75           | FOR CARRYOVER FR MARKETIN |
| <b>22001656</b>      |              |          |              | <b>\$0.00</b>      |                           |
| 22001657             | 05/02/2022   | mbrown1  | 513          | (\$197.80)         | TO CARRYOVER 1110-610     |
|                      | 05/02/2022   | mbrown1  | 610          | \$197.80           | TO CARRYOVER 1110-610     |
| <b>22001657</b>      |              |          |              | <b>\$0.00</b>      |                           |
| 22001658             | 05/02/2022   | mdanbach | 610          | (\$113.63)         |                           |
|                      | 05/02/2022   | mdanbach | 530          | \$113.63           |                           |
|                      | 05/02/2022   | mdanbach | 610          | (\$65.19)          |                           |
|                      | 05/02/2022   | mdanbach | 610          | \$65.19            |                           |
| <b>22001658</b>      |              |          |              | <b>\$0.00</b>      |                           |
| 22001659             | 05/02/2022   | mdanbach | 610          | (\$2,000.00)       |                           |
|                      | 05/02/2022   | mdanbach | 610          | \$2,000.00         |                           |
| <b>22001659</b>      |              |          |              | <b>\$0.00</b>      |                           |
| 22001660             | 05/02/2022   | mbrown1  | 610          | (\$2.50)           | TO COVER WL 610           |
|                      | 05/02/2022   | mbrown1  | 610          | \$2.50             | TO COVER WL 610           |
| <b>22001660</b>      |              |          |              | <b>\$0.00</b>      |                           |
| 22001661             | 05/02/2022   | mdanbach | 610          | (\$2,000.00)       |                           |
|                      | 05/02/2022   | mdanbach | 610          | \$2,000.00         |                           |
| <b>22001661</b>      |              |          |              | <b>\$0.00</b>      |                           |
| 22001662             | 05/02/2022   | ralexand | 610          | (\$99.00)          | COVER FCS O.D. ORDER      |
|                      | 05/02/2022   | ralexand | 610          | \$99.00            | COVER FCS O.D. ORDER      |
| <b>22001662</b>      |              |          |              | <b>\$0.00</b>      |                           |
| 22001663             | 05/02/2022   | mbrown1  | 610          | (\$0.01)           | TO COV 1110-20-610        |
|                      | 05/02/2022   | mbrown1  | 610          | \$0.01             | TO COV 1110-20-610        |
| <b>22001663</b>      |              |          |              | <b>\$0.00</b>      |                           |
| 22001664             | 05/02/2022   | mdanbach | 640          | (\$786.00)         |                           |
|                      | 05/02/2022   | mdanbach | 610          | \$786.00           |                           |
| <b>22001664</b>      |              |          |              | <b>\$0.00</b>      |                           |
| 22001665             | 05/02/2022   | amcveigh | 610          | (\$240.80)         | TO CLEAN ACCOUNTS         |
|                      | 05/02/2022   | amcveigh | 153          | \$240.80           | TO CLEAN ACCOUNTS         |

## Budget Transfers By Period

| Journal Entry Number | Date Entered | Operator | Account Code | Transaction Amount | Transaction Description   |
|----------------------|--------------|----------|--------------|--------------------|---------------------------|
| 22001665             | 05/02/2022   | amcveigh | 430          | (\$410.89)         | TO CLEAN ACCOUNTS         |
|                      | 05/02/2022   | amcveigh | 153          | \$410.89           | TO CLEAN ACCOUNTS         |
| <b>22001665</b>      |              |          |              | <b>\$0.00</b>      |                           |
| 22001666             | 05/02/2022   | amcveigh | 640          | (\$5.00)           | TO CLEAN ACCOUNTS         |
|                      | 05/02/2022   | amcveigh | 610          | \$5.00             | TO CLEAN ACCOUNTS         |
|                      | 05/02/2022   | amcveigh | 610          | (\$16.00)          | TO CLEAN ACCOUNTS         |
|                      | 05/02/2022   | amcveigh | 610          | \$16.00            | TO CLEAN ACCOUNTS         |
|                      | 05/02/2022   | amcveigh | 610          | (\$16.45)          | TO CLEAN ACCOUNTS         |
|                      | 05/02/2022   | amcveigh | 610          | \$16.45            | TO CLEAN ACCOUNTS         |
|                      | 05/02/2022   | amcveigh | 430          | (\$618.73)         | TO CLEAN ACCOUNTS         |
|                      | 05/02/2022   | amcveigh | 610          | \$618.73           | TO CLEAN ACCOUNTS         |
|                      | 05/02/2022   | amcveigh | 610          | (\$48.47)          | TO CLEAN ACCOUNTS         |
|                      | 05/02/2022   | amcveigh | 610          | \$48.47            | TO CLEAN ACCOUNTS         |
|                      | 05/02/2022   | amcveigh | 650          | (\$183.40)         | TO CLEAN ACCOUNTS         |
|                      | 05/02/2022   | amcveigh | 610          | \$183.40           | TO CLEAN ACCOUNTS         |
| <b>22001666</b>      |              |          |              | <b>\$0.00</b>      |                           |
| 22001667             | 05/02/2022   | mdanbach | 640          | (\$1,000.00)       |                           |
|                      | 05/02/2022   | mdanbach | 610          | \$1,000.00         |                           |
| <b>22001667</b>      |              |          |              | <b>\$0.00</b>      |                           |
| 22001668             | 05/02/2022   | amcveigh | 610          | (\$3.65)           | TO CLEAN ACCOUNTS         |
|                      | 05/02/2022   | amcveigh | 610          | \$3.65             | TO CLEAN ACCOUNTS         |
|                      | 05/02/2022   | amcveigh | 610          | (\$25.00)          | TO CLEAN ACCOUNTS         |
|                      | 05/02/2022   | amcveigh | 530          | \$25.00            | TO CLEAN ACCOUNTS         |
| <b>22001668</b>      |              |          |              | <b>\$0.00</b>      |                           |
| 22001670             | 05/02/2022   | kavaglia | 430          | (\$1,937.01)       | TO COVER EXPENSES         |
|                      | 05/02/2022   | kavaglia | 610          | \$1,937.01         | TO COVER EXPENSES         |
| <b>22001670</b>      |              |          |              | <b>\$0.00</b>      |                           |
| 22001671             | 05/02/2022   | kpatters | 610          | (\$84.20)          | COVER EXPENSE             |
|                      | 05/02/2022   | kpatters | 610          | \$84.20            | COVER EXPENSE             |
|                      | 05/02/2022   | kpatters | 811          | (\$61.08)          | COVER EXPENSE             |
|                      | 05/02/2022   | kpatters | 610          | \$61.08            | COVER EXPENSE             |
|                      | 05/02/2022   | kpatters | 635          | (\$25.00)          | COVER EXPENSE             |
|                      | 05/02/2022   | kpatters | 610          | \$25.00            | COVER EXPENSE             |
| <b>22001671</b>      |              |          |              | <b>\$0.00</b>      |                           |
| 22001672             | 05/02/2022   | mbrown1  | 610          | (\$11.98)          | TO COVER 1110-19 - SHIPPI |
|                      | 05/02/2022   | mbrown1  | 610          | \$11.98            | TO COVER 1110-19 - SHIPPI |
| <b>22001672</b>      |              |          |              | <b>\$0.00</b>      |                           |
| 22001673             | 05/02/2022   | scatramb | 442          | (\$320.00)         | ZERO                      |
|                      | 05/02/2022   | scatramb | 610          | \$320.00           | ZERO                      |
| <b>22001673</b>      |              |          |              | <b>\$0.00</b>      |                           |



## Budget Transfers By Period

| Journal Entry Number | Date Entered | Operator | Account Code | Transaction Amount | Transaction Description |
|----------------------|--------------|----------|--------------|--------------------|-------------------------|
| 22001675             | 05/02/2022   | kavaglia | 610          | (\$2,707.48)       | TO COVER EXPENSES       |
|                      | 05/02/2022   | kavaglia | 550          | \$2,707.48         | TO COVER EXPENSES       |
| <b>22001675</b>      |              |          |              | <b>\$0.00</b>      |                         |
| 22001677             | 05/02/2022   | kavaglia | 550          | (\$2,000.00)       | TO COVER EXPENSES       |
|                      | 05/02/2022   | kavaglia | 610          | \$2,000.00         | TO COVER EXPENSES       |
| <b>22001677</b>      |              |          |              | <b>\$0.00</b>      |                         |
| 22001678             | 05/02/2022   | mdanbach | 610          | (\$33.72)          | CARRY-OVER FUNDS        |
|                      | 05/02/2022   | mdanbach | 610          | (\$208.35)         | CARRY-OVER FUNDS        |
|                      | 05/02/2022   | mdanbach | 610          | (\$951.90)         | CARRY-OVER FUNDS        |
|                      | 05/02/2022   | mdanbach | 610          | (\$120.98)         | CARRY-OVER FUNDS        |
|                      | 05/02/2022   | mdanbach | 610          | (\$224.67)         | CARRY-OVER FUNDS        |
|                      | 05/02/2022   | mdanbach | 640          | (\$520.00)         | CARRY-OVER FUNDS        |
|                      | 05/02/2022   | mdanbach | 648          | (\$244.00)         | CARRY-OVER FUNDS        |
|                      | 05/02/2022   | mdanbach | 610          | (\$444.51)         | CARRY-OVER FUNDS        |
|                      | 05/02/2022   | mdanbach | 610          | (\$1,671.62)       | CARRY-OVER FUNDS        |
|                      | 05/02/2022   | mdanbach | 610          | (\$39.84)          | CARRY-OVER FUNDS        |
|                      | 05/02/2022   | mdanbach | 610          | (\$362.83)         | CARRY-OVER FUNDS        |
|                      | 05/02/2022   | mdanbach | 610          | (\$756.01)         | CARRY-OVER FUNDS        |
|                      | 05/02/2022   | mdanbach | 610          | (\$542.15)         | CARRY-OVER FUNDS        |
|                      | 05/02/2022   | mdanbach | 640          | (\$2.01)           | CARRY-OVER FUNDS        |
|                      | 05/02/2022   | mdanbach | 390          | (\$19.00)          | CARRY-OVER FUNDS        |
|                      | 05/02/2022   | mdanbach | 513          | (\$99.00)          | CARRY-OVER FUNDS        |
|                      | 05/02/2022   | mdanbach | 610          | (\$120.00)         | CARRY-OVER FUNDS        |
|                      | 05/02/2022   | mdanbach | 430          | (\$639.41)         | CARRY-OVER FUNDS        |
|                      | 05/02/2022   | mdanbach | 650          | \$7,000.00         | CARRY-OVER FUNDS        |
| <b>22001678</b>      |              |          |              | <b>\$0.00</b>      |                         |
| 22001679             | 05/02/2022   | mbrown1  | 610          | (\$11.35)          | TO COV 1350-13-610      |
|                      | 05/02/2022   | mbrown1  | 610          | \$11.35            | TO COV 1350-13-610      |
| <b>22001679</b>      |              |          |              | <b>\$0.00</b>      |                         |
| 22001680             | 05/02/2022   | rking1   | 650          | \$3,199.20         | TO COVER SHORTAGES      |
|                      | 05/02/2022   | rking1   | 640          | (\$3,199.20)       | TO COVER SHORTAGES      |
| <b>22001680</b>      |              |          |              | <b>\$0.00</b>      |                         |
| 22001681             | 05/02/2022   | kpatters | 430          | (\$200.00)         | COVER EXPENSE           |
|                      | 05/02/2022   | kpatters | 610          | \$200.00           | COVER EXPENSE           |
|                      | 05/02/2022   | kpatters | 610          | (\$158.49)         | COVER EXPENSE           |
|                      | 05/02/2022   | kpatters | 610          | \$158.49           | COVER EXPENSE           |
|                      | 05/02/2022   | kpatters | 610          | (\$16.81)          | COVER EXPENSE           |
|                      | 05/02/2022   | kpatters | 610          | \$16.81            | COVER EXPENSE           |
| <b>22001681</b>      |              |          |              | <b>\$0.00</b>      |                         |

## Budget Transfers By Period

| Journal Entry Number | Date Entered | Operator | Account Code | Transaction Amount | Transaction Description |
|----------------------|--------------|----------|--------------|--------------------|-------------------------|
| 22001682             | 05/02/2022   | rking1   | 610          | \$10,300.00        | TO COVER SHORTAGES      |
|                      | 05/02/2022   | rking1   | 315          | (\$4,000.00)       | TO COVER SHORTAGES      |
|                      | 05/02/2022   | rking1   | 581          | (\$6,300.00)       | TO COVER SHORTAGES      |
| <b>22001682</b>      |              |          |              | <b>\$0.00</b>      |                         |
| 22001683             | 05/02/2022   | kavaglia | 811          | (\$120.00)         | TO COVER EXPENSES       |
|                      | 05/02/2022   | kavaglia | 610          | \$120.00           | TO COVER EXPENSES       |
| <b>22001683</b>      |              |          |              | <b>\$0.00</b>      |                         |
| 22001684             | 05/02/2022   | kavaglia | 610          | (\$268.55)         | CONSOLIDATION           |
|                      | 05/02/2022   | kavaglia | 610          | \$268.55           | CONSOLIDATION           |
| <b>22001684</b>      |              |          |              | <b>\$0.00</b>      |                         |
| 22001685             | 05/02/2022   | kavaglia | 610          | (\$1.32)           | CONSOLIDATION           |
|                      | 05/02/2022   | kavaglia | 610          | \$1.32             | CONSOLIDATION           |
| <b>22001685</b>      |              |          |              | <b>\$0.00</b>      |                         |
| 22001686             | 05/02/2022   | clee     | 650          | (\$3,500.00)       |                         |
|                      | 05/02/2022   | clee     | 153          | \$3,500.00         |                         |
| <b>22001686</b>      |              |          |              | <b>\$0.00</b>      |                         |
| 22001687             | 05/02/2022   | clee     | 153          | (\$2,403.33)       |                         |
|                      | 05/02/2022   | clee     | 153          | \$2,403.33         |                         |
| <b>22001687</b>      |              |          |              | <b>\$0.00</b>      |                         |
| 22001688             | 05/02/2022   | clee     | 153          | (\$132.65)         |                         |
|                      | 05/02/2022   | clee     | 153          | \$132.65           |                         |
| <b>22001688</b>      |              |          |              | <b>\$0.00</b>      |                         |
| 22001689             | 05/02/2022   | kavaglia | 810          | (\$222.16)         | TO COVER EXPENSES       |
|                      | 05/02/2022   | kavaglia | 610          | \$222.16           | TO COVER EXPENSES       |
| <b>22001689</b>      |              |          |              | <b>\$0.00</b>      |                         |
| 22001690             | 05/02/2022   | kavaglia | 390          | (\$3.14)           | CONSOLIDATION           |
|                      | 05/02/2022   | kavaglia | 610          | \$3.14             | CONSOLIDATION           |
| <b>22001690</b>      |              |          |              | <b>\$0.00</b>      |                         |
| 22001691             | 05/02/2022   | kavaglia | 513          | (\$0.15)           | CONSOLIDATION           |
|                      | 05/02/2022   | kavaglia | 610          | \$0.15             | CONSOLIDATION           |
| <b>22001691</b>      |              |          |              | <b>\$0.00</b>      |                         |
| 22001692             | 05/02/2022   | kavaglia | 513          | (\$65.88)          | CONSOLIDATION           |
|                      | 05/02/2022   | kavaglia | 610          | \$65.88            | CONSOLIDATION           |
| <b>22001692</b>      |              |          |              | <b>\$0.00</b>      |                         |
| 22001693             | 05/02/2022   | kavaglia | 513          | (\$0.86)           | CONSOLIDATION           |
|                      | 05/02/2022   | kavaglia | 610          | \$0.86             | CONSOLIDATION           |
| <b>22001693</b>      |              |          |              | <b>\$0.00</b>      |                         |
| 22001694             | 05/02/2022   | kavaglia | 610          | (\$100.00)         | CONSOLIDATION           |
|                      | 05/02/2022   | kavaglia | 610          | \$100.00           | CONSOLIDATION           |
| <b>22001694</b>      |              |          |              | <b>\$0.00</b>      |                         |

## Budget Transfers By Period

| Journal Entry Number | Date Entered | Operator | Account Code | Transaction Amount | Transaction Description  |
|----------------------|--------------|----------|--------------|--------------------|--------------------------|
| 22001695             | 05/02/2022   | kavaglia | 810          | (\$50.00)          | CONSOLIDATION            |
|                      | 05/02/2022   | kavaglia | 610          | \$50.00            | CONSOLIDATION            |
| <b>22001695</b>      |              |          |              | <b>\$0.00</b>      |                          |
| 22001696             | 05/02/2022   | kavaglia | 513          | (\$0.46)           | CONSOLIDATION            |
|                      | 05/02/2022   | kavaglia | 610          | \$0.46             | CONSOLIDATION            |
| <b>22001696</b>      |              |          |              | <b>\$0.00</b>      |                          |
| 22001697             | 05/02/2022   | kavaglia | 610          | (\$2,000.00)       | CONSOLIDATION            |
|                      | 05/02/2022   | kavaglia | 610          | \$2,000.00         | CONSOLIDATION            |
| <b>22001697</b>      |              |          |              | <b>\$0.00</b>      |                          |
| 22001698             | 05/02/2022   | rking1   | 610          | \$5,000.00         | TO COVER SHORTAGES       |
|                      | 05/02/2022   | rking1   | 640          | (\$5,000.00)       | TO COVER SHORTAGES       |
| <b>22001698</b>      |              |          |              | <b>\$0.00</b>      |                          |
| 22001699             | 05/02/2022   | kavaglia | 390          | (\$18.75)          | CONSOLIDATION            |
|                      | 05/02/2022   | kavaglia | 610          | \$18.75            | CONSOLIDATION            |
| <b>22001699</b>      |              |          |              | <b>\$0.00</b>      |                          |
| 22001700             | 05/02/2022   | kavaglia | 513          | (\$110.50)         | CONSOLIDATION            |
|                      | 05/02/2022   | kavaglia | 610          | \$110.50           | CONSOLIDATION            |
| <b>22001700</b>      |              |          |              | <b>\$0.00</b>      |                          |
| 22001701             | 05/02/2022   | kavaglia | 810          | (\$0.95)           | CONSOLIDATION            |
|                      | 05/02/2022   | kavaglia | 610          | \$0.95             | CONSOLIDATION            |
| <b>22001701</b>      |              |          |              | <b>\$0.00</b>      |                          |
| 22001702             | 05/02/2022   | kavaglia | 390          | (\$133.00)         | CONSOLIDATION            |
|                      | 05/02/2022   | kavaglia | 610          | \$133.00           | CONSOLIDATION            |
| <b>22001702</b>      |              |          |              | <b>\$0.00</b>      |                          |
| 22001703             | 05/02/2022   | kavaglia | 513          | (\$77.57)          | CONSOLIDATION            |
|                      | 05/02/2022   | kavaglia | 610          | \$77.57            | CONSOLIDATION            |
| <b>22001703</b>      |              |          |              | <b>\$0.00</b>      |                          |
| 22001704             | 05/02/2022   | kavaglia | 610          | (\$18.30)          | CONSOLIDATION            |
|                      | 05/02/2022   | kavaglia | 610          | \$18.30            | CONSOLIDATION            |
| <b>22001704</b>      |              |          |              | <b>\$0.00</b>      |                          |
| 22001705             | 05/02/2022   | jzoretic | 610          | (\$200.00)         | CLEAN UP ACCOUNT         |
|                      | 05/02/2022   | jzoretic | 635          | \$200.00           | CLEAN UP ACCOUNT         |
| <b>22001705</b>      |              |          |              | <b>\$0.00</b>      |                          |
| 22001707             | 05/02/2022   | kavaglia | 610          | (\$13.95)          | TO COVER OVERAGE         |
|                      | 05/02/2022   | kavaglia | 610          | \$13.95            | TO COVER OVERAGE         |
| <b>22001707</b>      |              |          |              | <b>\$0.00</b>      |                          |
| 22001708             | 05/03/2022   | msmith2  | 513          | (\$1,392.80)       | TRANSFER TO 610          |
|                      | 05/03/2022   | msmith2  | 610          | \$1,392.80         | TRANSFER TO 610          |
| <b>22001708</b>      |              |          |              | <b>\$0.00</b>      |                          |
| 22001709             | 05/03/2022   | kavaglia | 610          | (\$14.95)          | TO COVER SHIPPING CHARGE |
|                      | 05/03/2022   | kavaglia | 610          | \$14.95            | TO COVER SHIPPING CHARGE |
| <b>22001709</b>      |              |          |              | <b>\$0.00</b>      |                          |

## Budget Transfers By Period

| Journal Entry Number | Date Entered | Operator | Account Code | Transaction Amount | Transaction Description |
|----------------------|--------------|----------|--------------|--------------------|-------------------------|
| 22001710             | 05/03/2022   | jmatthew | 610          | (\$30,000.00)      | CARRYOVER TO 22-23      |
|                      | 05/03/2022   | jmatthew | 610          | (\$7,000.00)       | CARRYOVER TO 22-23      |
|                      | 05/03/2022   | jmatthew | 760          | (\$15,000.00)      | CARRYOVER TO 22-23      |
|                      | 05/03/2022   | jmatthew | 650          | (\$7,000.00)       | CARRYOVER TO 22-23      |
|                      | 05/03/2022   | jmatthew | 610          | (\$10,000.00)      | CARRYOVER TO 22-23      |
|                      | 05/03/2022   | jmatthew | 315          | (\$2,000.00)       | CARRYOVER TO 22-23      |
|                      | 05/03/2022   | jmatthew | 610          | (\$3,000.00)       | CARRYOVER TO 22-23      |
|                      | 05/03/2022   | jmatthew | 610          | (\$4,900.00)       | CARRYOVER TO 22-23      |
|                      | 05/03/2022   | jmatthew | 610          | (\$7,000.00)       | CARRYOVER TO 22-23      |
|                      | 05/03/2022   | jmatthew | 610          | (\$5,585.00)       | CARRYOVER TO 22-23      |
|                      | 05/03/2022   | jmatthew | 610          | (\$11,330.00)      | CARRYOVER TO 22-23      |
|                      | 05/03/2022   | jmatthew | 610          | (\$19,500.00)      | CARRYOVER TO 22-23      |
|                      | 05/03/2022   | jmatthew | 610          | (\$6,300.00)       | CARRYOVER TO 22-23      |
|                      | 05/03/2022   | jmatthew | 610          | (\$5,500.00)       | CARRYOVER TO 22-23      |
|                      | 05/03/2022   | jmatthew | 890          | \$134,115.00       | CARRYOVER TO 22-23      |
| <b>22001710</b>      |              |          |              | <b>\$0.00</b>      |                         |
| 22001711             | 05/03/2022   | koswald  | 530          | (\$35.00)          |                         |
|                      | 05/03/2022   | koswald  | 530          | \$35.00            |                         |
|                      | 05/03/2022   | koswald  | 640          | (\$200.00)         |                         |
|                      | 05/03/2022   | koswald  | 610          | \$200.00           |                         |
|                      | 05/03/2022   | koswald  | 610          | (\$170.72)         |                         |
|                      | 05/03/2022   | koswald  | 610          | \$170.72           |                         |
|                      | 05/03/2022   | koswald  | 635          | (\$12.74)          |                         |
|                      | 05/03/2022   | koswald  | 610          | \$12.74            |                         |
|                      | 05/03/2022   | koswald  | 640          | (\$51.82)          |                         |
|                      | 05/03/2022   | koswald  | 610          | \$51.82            |                         |
| <b>22001711</b>      |              |          |              | <b>\$0.00</b>      |                         |
| 22001712             | 05/03/2022   | ralexand | 610          | (\$400.00)         | COVER CARRYOVER         |
|                      | 05/03/2022   | ralexand | 760          | \$400.00           | COVER CARRYOVER         |
| <b>22001712</b>      |              |          |              | <b>\$0.00</b>      |                         |
| 22001713             | 05/03/2022   | jmatthew | 610          | (\$12,966.00)      | CARRYOVER TO 22-23      |
|                      | 05/03/2022   | jmatthew | 890          | \$12,966.00        | CARRYOVER TO 22-23      |
| <b>22001713</b>      |              |          |              | <b>\$0.00</b>      |                         |
| 22001714             | 05/03/2022   | ltobin   | 610          | \$1,176.34         |                         |
|                      | 05/03/2022   | ltobin   | 610          | (\$20.36)          |                         |
|                      | 05/03/2022   | ltobin   | 640          | (\$96.00)          |                         |
|                      | 05/03/2022   | ltobin   | 610          | (\$69.99)          |                         |
|                      | 05/03/2022   | ltobin   | 610          | (\$113.47)         |                         |
|                      | 05/03/2022   | ltobin   | 610          | (\$21.34)          |                         |
|                      | 05/03/2022   | ltobin   | 640          | (\$760.18)         |                         |
|                      | 05/03/2022   | ltobin   | 635          | (\$95.00)          |                         |
| <b>22001714</b>      |              |          |              | <b>\$0.00</b>      |                         |

## Budget Transfers By Period

| Journal Entry Number | Date Entered | Operator | Account Code | Transaction Amount | Transaction Description   |
|----------------------|--------------|----------|--------------|--------------------|---------------------------|
| 22001716             | 05/03/2022   | kleonard | 640          | (\$39.00)          | TO SCHOOL MGMT            |
|                      | 05/03/2022   | kleonard | 610          | \$39.00            | TO SCHOOL MGMT            |
| <b>22001716</b>      |              |          |              | <b>\$0.00</b>      |                           |
| 22001717             | 05/03/2022   | kleonard | 610          | (\$100.00)         | TO SCHOOL MGMT            |
|                      | 05/03/2022   | kleonard | 610          | \$100.00           | TO SCHOOL MGMT            |
| <b>22001717</b>      |              |          |              | <b>\$0.00</b>      |                           |
| 22001718             | 05/03/2022   | rking1   | 610          | \$3,000.00         | TO COVER SHORTAGES        |
|                      | 05/03/2022   | rking1   | 323          | (\$2,000.00)       | TO COVER SHORTAGES        |
|                      | 05/03/2022   | rking1   | 640          | (\$1,000.00)       | TO COVER SHORTAGES        |
| <b>22001718</b>      |              |          |              | <b>\$0.00</b>      |                           |
| 22001719             | 05/03/2022   | cmoulden | 330          | (\$6,000.00)       | FRM 70 931 330 TP 70G/71G |
|                      | 05/03/2022   | cmoulden | 610          | \$3,000.00         | FRM 70 931 330 TP 70G/71G |
|                      | 05/03/2022   | cmoulden | 610          | \$3,000.00         | FRM 70 931 330 TP 70G/71G |
| <b>22001719</b>      |              |          |              | <b>\$0.00</b>      |                           |
| 22001720             | 05/03/2022   | kleonard | 610          | (\$115.00)         | PAPER EXP TO SSCHOOL MGMT |
|                      | 05/03/2022   | kleonard | 610          | (\$115.00)         | PAPER EXP TO SSCHOOL MGMT |
|                      | 05/03/2022   | kleonard | 610          | (\$115.00)         | PAPER EXP TO SSCHOOL MGMT |
|                      | 05/03/2022   | kleonard | 610          | (\$15.00)          | PAPER EXP TO SSCHOOL MGMT |
|                      | 05/03/2022   | kleonard | 610          | (\$15.00)          | PAPER EXP TO SSCHOOL MGMT |
|                      | 05/03/2022   | kleonard | 610          | (\$115.00)         | PAPER EXP TO SSCHOOL MGMT |
|                      | 05/03/2022   | kleonard | 610          | (\$115.00)         | PAPER EXP TO SSCHOOL MGMT |
|                      | 05/03/2022   | kleonard | 610          | (\$115.00)         | PAPER EXP TO SSCHOOL MGMT |
|                      | 05/03/2022   | kleonard | 610          | (\$115.00)         | PAPER EXP TO SSCHOOL MGMT |
|                      | 05/03/2022   | kleonard | 610          | (\$115.00)         | PAPER EXP TO SSCHOOL MGMT |
|                      | 05/03/2022   | kleonard | 610          | (\$115.00)         | PAPER EXP TO SSCHOOL MGMT |
|                      | 05/03/2022   | kleonard | 610          | \$950.00           | PAPER EXP TO SSCHOOL MGMT |
| <b>22001720</b>      |              |          |              | <b>\$0.00</b>      |                           |
| 22001721             | 05/03/2022   | kleonard | 640          | (\$12.00)          | TO SCHOOL MGMT            |
|                      | 05/03/2022   | kleonard | 610          | \$12.00            | TO SCHOOL MGMT            |
| <b>22001721</b>      |              |          |              | <b>\$0.00</b>      |                           |
| 22001722             | 05/04/2022   | jmatthew | 530          | (\$79.25)          | XFER PER K. FAGAN         |
|                      | 05/04/2022   | jmatthew | 610          | \$79.25            | XFER PER K. FAGAN         |
|                      | 05/04/2022   | jmatthew | 324          | (\$311.00)         | XFER PER K. FAGAN         |
|                      | 05/04/2022   | jmatthew | 610          | \$311.00           | XFER PER K. FAGAN         |
|                      | 05/04/2022   | jmatthew | 430          | (\$104.00)         | XFER PER K. FAGAN         |
|                      | 05/04/2022   | jmatthew | 610          | \$104.00           | XFER PER K. FAGAN         |
|                      | 05/04/2022   | jmatthew | 442          | (\$1,203.07)       | XFER PER K. FAGAN         |
|                      | 05/04/2022   | jmatthew | 610          | \$1,203.07         | XFER PER K. FAGAN         |
|                      | 05/04/2022   | jmatthew | 123          | (\$1,500.00)       | XFER PER K. FAGAN         |
|                      | 05/04/2022   | jmatthew | 610          | \$1,500.00         | XFER PER K. FAGAN         |
|                      | 05/04/2022   | jmatthew | 315          | (\$3,066.00)       | XFER PER K. FAGAN         |
|                      | 05/04/2022   | jmatthew | 610          | \$3,066.00         | XFER PER K. FAGAN         |
|                      | 05/04/2022   | jmatthew | 153          | (\$207.39)         | XFER PER K. FAGAN         |

## Budget Transfers By Period

| Journal Entry Number | Date Entered | Operator | Account Code | Transaction Amount | Transaction Description |
|----------------------|--------------|----------|--------------|--------------------|-------------------------|
| 22001722             | 05/04/2022   | jmatthew | 610          | \$207.39           | XFER PER K. FAGAN       |
|                      | 05/04/2022   | jmatthew | 580          | (\$24.68)          | XFER PER K. FAGAN       |
|                      | 05/04/2022   | jmatthew | 610          | \$24.68            | XFER PER K. FAGAN       |
|                      | 05/04/2022   | jmatthew | 530          | (\$36.48)          | XFER PER K. FAGAN       |
|                      | 05/04/2022   | jmatthew | 610          | \$36.48            | XFER PER K. FAGAN       |
|                      | 05/04/2022   | jmatthew | 610          | (\$400.00)         | XFER PER K. FAGAN       |
|                      | 05/04/2022   | jmatthew | 635          | \$400.00           | XFER PER K. FAGAN       |
| <b>22001722</b>      |              |          |              | <b>\$0.00</b>      |                         |
| 22001723             | 05/04/2022   | rking1   | 449          | \$250.00           | TO COVER SHORTAGES      |
|                      | 05/04/2022   | rking1   | 610          | (\$250.00)         | TO COVER SHORTAGES      |
| <b>22001723</b>      |              |          |              | <b>\$0.00</b>      |                         |
| 22001724             | 05/04/2022   | jmatthew | 610          | (\$27,000.00)      | CARRYOVER TO 22-23      |
|                      | 05/04/2022   | jmatthew | 890          | \$27,000.00        | CARRYOVER TO 22-23      |
| <b>22001724</b>      |              |          |              | <b>\$0.00</b>      |                         |
| 22001725             | 05/04/2022   | mbrown1  | 610          | (\$7.13)           | TO 2440 FOR MAGILL PO   |
|                      | 05/04/2022   | mbrown1  | 610          | \$7.13             | TO 2440 FOR MAGILL PO   |
| <b>22001725</b>      |              |          |              | <b>\$0.00</b>      |                         |
| 22001726             | 05/04/2022   | jmatthew | 610          | (\$2,700.00)       | CARRYOVER TO 22-23      |
|                      | 05/04/2022   | jmatthew | 890          | \$2,700.00         | CARRYOVER TO 22-23      |
| <b>22001726</b>      |              |          |              | <b>\$0.00</b>      |                         |
| 22001727             | 05/04/2022   | kavaglia | 610          | (\$56.86)          | TO COVER OVERAGE        |
|                      | 05/04/2022   | kavaglia | 610          | \$56.86            | TO COVER OVERAGE        |
| <b>22001727</b>      |              |          |              | <b>\$0.00</b>      |                         |
| 22001728             | 05/04/2022   | mbrown1  | 610          | (\$323.46)         | TO GUID FOR OFC DEP PO  |
|                      | 05/04/2022   | mbrown1  | 610          | \$323.46           | TO GUID FOR OFC DEP PO  |
| <b>22001728</b>      |              |          |              | <b>\$0.00</b>      |                         |
| 22001729             | 05/04/2022   | rking1   | 315          | \$577.00           | TO COVER SHORTAGES      |
|                      | 05/04/2022   | rking1   | 123          | (\$577.00)         | TO COVER SHORTAGES      |
| <b>22001729</b>      |              |          |              | <b>\$0.00</b>      |                         |
| 22001730             | 05/04/2022   | rking1   | 315          | \$610.00           | TO COVER SHORTAGES      |
|                      | 05/04/2022   | rking1   | 650          | (\$610.00)         | TO COVER SHORTAGES      |
| <b>22001730</b>      |              |          |              | <b>\$0.00</b>      |                         |
| 22001732             | 05/04/2022   | clee     | 438          | (\$70,000.00)      |                         |
|                      | 05/04/2022   | clee     | 650          | \$70,000.00        |                         |
| <b>22001732</b>      |              |          |              | <b>\$0.00</b>      |                         |
| 22001734             | 05/04/2022   | ehayes   | 640          | (\$499.01)         | COVER NEGATIVE BALANCE  |
|                      | 05/04/2022   | ehayes   | 550          | \$499.01           | COVER NEGATIVE BALANCE  |
| <b>22001734</b>      |              |          |              | <b>\$0.00</b>      |                         |
| 22001735             | 05/04/2022   | ehayes   | 153          | (\$242.35)         | COVER NEGATIVE BALANCES |
|                      | 05/04/2022   | ehayes   | 315          | \$145.10           | COVER NEGATIVE BALANCES |
|                      | 05/04/2022   | ehayes   | 635          | \$97.25            | COVER NEGATIVE BALANCES |
| <b>22001735</b>      |              |          |              | <b>\$0.00</b>      |                         |

## Budget Transfers By Period

| Journal Entry Number | Date Entered | Operator | Account Code | Transaction Amount | Transaction Description  |
|----------------------|--------------|----------|--------------|--------------------|--------------------------|
| 22001736             | 05/05/2022   | clee     | 438          | (\$6,000.00)       |                          |
|                      | 05/05/2022   | clee     | 650          | \$6,000.00         |                          |
| <b>22001736</b>      |              |          |              | <b>\$0.00</b>      |                          |
| 22001737             | 05/05/2022   | rking1   | 640          | \$2,315.39         | TO COVER SHORTAGES       |
|                      | 05/05/2022   | rking1   | 650          | (\$2,315.39)       | TO COVER SHORTAGES       |
| <b>22001737</b>      |              |          |              | <b>\$0.00</b>      |                          |
| 22001738             | 05/05/2022   | rking1   | 610          | \$500.00           | TO COVER SHORTAGES       |
|                      | 05/05/2022   | rking1   | 430          | (\$500.00)         | TO COVER SHORTAGES       |
| <b>22001738</b>      |              |          |              | <b>\$0.00</b>      |                          |
| 22001740             | 05/05/2022   | clee     | 438          | (\$5,000.00)       |                          |
|                      | 05/05/2022   | clee     | 650          | \$5,000.00         |                          |
| <b>22001740</b>      |              |          |              | <b>\$0.00</b>      |                          |
| 22001742             | 05/05/2022   | rking1   | 324          | \$25.00            | TO COVER SHORTAGES       |
|                      | 05/05/2022   | rking1   | 581          | (\$25.00)          | TO COVER SHORTAGES       |
| <b>22001742</b>      |              |          |              | <b>\$0.00</b>      |                          |
| 22001743             | 05/05/2022   | kleonard | 610          | (\$6.38)           | TO 610 PER R. VANDERGAST |
|                      | 05/05/2022   | kleonard | 640          | \$6.38             | TO 610 PER R. VANDERGAST |
| <b>22001743</b>      |              |          |              | <b>\$0.00</b>      |                          |
| 22001744             | 05/05/2022   | jmatthew | 330          | (\$20.66)          | COVER NEGATIVE           |
|                      | 05/05/2022   | jmatthew | 442          | \$20.66            | COVER NEGATIVE           |
| <b>22001744</b>      |              |          |              | <b>\$0.00</b>      |                          |
| 22001745             | 05/05/2022   | eronayne | 810          | (\$103.44)         | TRANSFER TO 30S 610      |
|                      | 05/05/2022   | eronayne | 610          | \$103.44           | TRANSFER TO 30S 610      |
| <b>22001745</b>      |              |          |              | <b>\$0.00</b>      |                          |
| 22001746             | 05/06/2022   | clee     | 438          | (\$10,000.00)      |                          |
|                      | 05/06/2022   | clee     | 650          | \$10,000.00        |                          |
| <b>22001746</b>      |              |          |              | <b>\$0.00</b>      |                          |
| 22001748             | 05/06/2022   | rking1   | 315          | \$1,300.00         | TO COVER SHORTAGES       |
|                      | 05/06/2022   | rking1   | 650          | (\$1,300.00)       | TO COVER SHORTAGES       |
| <b>22001748</b>      |              |          |              | <b>\$0.00</b>      |                          |
| 22001749             | 05/06/2022   | rking1   | 315          | \$200.00           | TO COVER SHORTAGES       |
|                      | 05/06/2022   | rking1   | 581          | (\$200.00)         | TO COVER SHORTAGES       |
| <b>22001749</b>      |              |          |              | <b>\$0.00</b>      |                          |
| 22001750             | 05/06/2022   | rking1   | 123          | \$3,000.00         | TO COVER SHROTAGES       |
|                      | 05/06/2022   | rking1   | 640          | (\$3,000.00)       | TO COVER SHROTAGES       |
| <b>22001750</b>      |              |          |              | <b>\$0.00</b>      |                          |
| 22001751             | 05/06/2022   | rking1   | 580          | \$2,000.00         | TO COVER SHORTAGES       |
|                      | 05/06/2022   | rking1   | 640          | (\$2,000.00)       | TO COVER SHORTAGES       |
| <b>22001751</b>      |              |          |              | <b>\$0.00</b>      |                          |
| 22001752             | 05/06/2022   | rking1   | 635          | \$315.00           | TO COVER SHORTAGES       |
|                      | 05/06/2022   | rking1   | 640          | (\$315.00)         | TO COVER SHORTAGES       |
| <b>22001752</b>      |              |          |              | <b>\$0.00</b>      |                          |

## Budget Transfers By Period

| Journal Entry Number | Date Entered | Operator | Account Code | Transaction Amount | Transaction Description   |
|----------------------|--------------|----------|--------------|--------------------|---------------------------|
| 22001753             | 05/09/2022   | cmoulden | 330          | (\$5,000.00)       | FROM 70 931 330 - 71G 912 |
|                      | 05/09/2022   | cmoulden | 430          | \$5,000.00         | FROM 70 931 330 - 71G 912 |
| <b>22001753</b>      |              |          |              | <b>\$0.00</b>      |                           |
| 22001754             | 05/09/2022   | kmccormi | 513          | (\$570.00)         | TO BUY BALLS              |
|                      | 05/09/2022   | kmccormi | 610          | \$570.00           | TO BUY BALLS              |
| <b>22001754</b>      |              |          |              | <b>\$0.00</b>      |                           |
| 22001756             | 05/09/2022   | clee     | 438          | (\$2,000.00)       |                           |
|                      | 05/09/2022   | clee     | 650          | \$2,000.00         |                           |
| <b>22001756</b>      |              |          |              | <b>\$0.00</b>      |                           |
| 22001758             | 05/09/2022   | rking1   | 635          | \$360.00           | TO COVER SHORTAGES        |
|                      | 05/09/2022   | rking1   | 315          | (\$360.00)         | TO COVER SHORTAGES        |
| <b>22001758</b>      |              |          |              | <b>\$0.00</b>      |                           |
| 22001759             | 05/09/2022   | kmccormi | 513          | (\$74.31)          | TO PAY FREIGHT            |
|                      | 05/09/2022   | kmccormi | 610          | \$74.31            | TO PAY FREIGHT            |
| <b>22001759</b>      |              |          |              | <b>\$0.00</b>      |                           |
| 22001761             | 05/09/2022   | rking1   | 610          | \$150.00           | TO COVER SHORTAGES        |
|                      | 05/09/2022   | rking1   | 610          | (\$150.00)         | TO COVER SHORTAGES        |
| <b>22001761</b>      |              |          |              | <b>\$0.00</b>      |                           |
| 22001762             | 05/09/2022   | rking1   | 324          | \$7,500.00         | TO COVER SHORTAGES        |
|                      | 05/09/2022   | rking1   | 650          | (\$4,500.00)       | TO COVER SHORTAGES        |
|                      | 05/09/2022   | rking1   | 123          | (\$3,000.00)       | TO COVER SHORTAGES        |
| <b>22001762</b>      |              |          |              | <b>\$0.00</b>      |                           |
| 22001763             | 05/09/2022   | kmccormi | 513          | (\$49.98)          | TO COVER SHIPPING         |
|                      | 05/09/2022   | kmccormi | 610          | \$49.98            | TO COVER SHIPPING         |
| <b>22001763</b>      |              |          |              | <b>\$0.00</b>      |                           |
| 22001767             | 05/10/2022   | clee     | 438          | (\$1,000.00)       |                           |
|                      | 05/10/2022   | clee     | 340          | \$1,000.00         |                           |
| <b>22001767</b>      |              |          |              | <b>\$0.00</b>      |                           |
| 22001768             | 05/10/2022   | cmoulden | 610          | (\$10,000.00)      | FR 610 TO 581 913 FOR NAV |
|                      | 05/10/2022   | cmoulden | 581          | \$10,000.00        | FR 610 TO 581 913 FOR NAV |
| <b>22001768</b>      |              |          |              | <b>\$0.00</b>      |                           |
| 22001769             | 05/11/2022   | clee     | 650          | (\$2,000.00)       |                           |
|                      | 05/11/2022   | clee     | 650          | \$2,000.00         |                           |
| <b>22001769</b>      |              |          |              | <b>\$0.00</b>      |                           |
| 22001770             | 05/11/2022   | kmccormi | 513          | (\$499.00)         | TO PAY FEE                |
|                      | 05/11/2022   | kmccormi | 810          | \$499.00           | TO PAY FEE                |
| <b>22001770</b>      |              |          |              | <b>\$0.00</b>      |                           |
| 22001772             | 05/11/2022   | kavaglia | 610          | (\$1.32)           | TO COVER OVERAGE          |
|                      | 05/11/2022   | kavaglia | 610          | \$1.32             | TO COVER OVERAGE          |
| <b>22001772</b>      |              |          |              | <b>\$0.00</b>      |                           |



## Budget Transfers By Period

| Journal Entry Number | Date Entered | Operator | Account Code | Transaction Amount | Transaction Description  |
|----------------------|--------------|----------|--------------|--------------------|--------------------------|
| 22001773             | 05/11/2022   | mgigliou | 610          | (\$9.74)           | PO 22004288 SHIP TRNSF   |
|                      | 05/11/2022   | mgigliou | 610          | \$9.74             | PO 22004288 SHIP TRNSF   |
| <b>22001773</b>      |              |          |              | <b>\$0.00</b>      |                          |
| 22001775             | 05/11/2022   | rking1   | 640          | \$1,300.00         | TO COVER SHORTAGES       |
|                      | 05/11/2022   | rking1   | 123          | (\$1,300.00)       | TO COVER SHORTAGES       |
| <b>22001775</b>      |              |          |              | <b>\$0.00</b>      |                          |
| 22001776             | 05/12/2022   | cmoulden | 610          | (\$3,000.00)       | FRM 70F610 TO 70F762 914 |
|                      | 05/12/2022   | cmoulden | 762          | \$3,000.00         | FRM 70F610 TO 70F762 914 |
| <b>22001776</b>      |              |          |              | <b>\$0.00</b>      |                          |
| 22001777             | 05/12/2022   | msmith2  | 610          | (\$4.53)           | TRANSFER TO GIFTED 610   |
|                      | 05/12/2022   | msmith2  | 610          | \$4.53             | TRANSFER TO GIFTED 610   |
| <b>22001777</b>      |              |          |              | <b>\$0.00</b>      |                          |
| 22001779             | 05/12/2022   | rking1   | 610          | \$1,080.00         | TO COVER SHORTAGES       |
|                      | 05/12/2022   | rking1   | 640          | (\$1,080.00)       | TO COVER SHORTAGES       |
| <b>22001779</b>      |              |          |              | <b>\$0.00</b>      |                          |
| 22001780             | 05/12/2022   | msmith2  | 123          | (\$4.65)           | TRANSFER TO LIBRARY 153  |
|                      | 05/12/2022   | msmith2  | 153          | \$4.65             | TRANSFER TO LIBRARY 153  |
| <b>22001780</b>      |              |          |              | <b>\$0.00</b>      |                          |
| 22001782             | 05/12/2022   | rking1   | 324          | \$2,750.00         | TO COVER SHORTAGES       |
|                      | 05/12/2022   | rking1   | 640          | (\$2,750.00)       | TO COVER SHORTAGES       |
| <b>22001782</b>      |              |          |              | <b>\$0.00</b>      |                          |
| 22001783             | 05/13/2022   | clee     | 650          | (\$5,000.00)       |                          |
|                      | 05/13/2022   | clee     | 650          | \$5,000.00         |                          |
| <b>22001783</b>      |              |          |              | <b>\$0.00</b>      |                          |
| 22001784             | 05/13/2022   | rking1   | 123          | \$500.00           | TO COVER SHORTAGES       |
|                      | 05/13/2022   | rking1   | 123          | (\$500.00)         | TO COVER SHORTAGES       |
| <b>22001784</b>      |              |          |              | <b>\$0.00</b>      |                          |
| 22001785             | 05/13/2022   | clee     | 650          | (\$5.00)           |                          |
|                      | 05/13/2022   | clee     | 650          | \$5.00             |                          |
| <b>22001785</b>      |              |          |              | <b>\$0.00</b>      |                          |
| 22001787             | 05/13/2022   | pcattin  | 650          | (\$100.00)         | COVER OVERAGE            |
|                      | 05/13/2022   | pcattin  | 650          | \$100.00           | COVER OVERAGE            |
| <b>22001787</b>      |              |          |              | <b>\$0.00</b>      |                          |
| 22001788             | 05/13/2022   | tmbaxter | 610          | (\$4,000.00)       |                          |
|                      | 05/13/2022   | tmbaxter | 610          | \$4,000.00         |                          |
| <b>22001788</b>      |              |          |              | <b>\$0.00</b>      |                          |
| 22001789             | 05/13/2022   | tmbaxter | 610          | (\$4,000.00)       |                          |
|                      | 05/13/2022   | tmbaxter | 650          | \$4,000.00         |                          |
| <b>22001789</b>      |              |          |              | <b>\$0.00</b>      |                          |
| 22001790             | 05/13/2022   | tmbaxter | 610          | (\$1,000.00)       |                          |
|                      | 05/13/2022   | tmbaxter | 610          | \$1,000.00         |                          |
| <b>22001790</b>      |              |          |              | <b>\$0.00</b>      |                          |

## Budget Transfers By Period

| Journal Entry Number | Date Entered | Operator | Account Code | Transaction Amount | Transaction Description |
|----------------------|--------------|----------|--------------|--------------------|-------------------------|
| 22001792             | 05/13/2022   | lgoldste | 123          | (\$471.62)         | KELLY INVOICE 610207    |
|                      | 05/13/2022   | lgoldste | 315          | \$471.62           | KELLY INVOICE 610207    |
| <b>22001792</b>      |              |          |              | <b>\$0.00</b>      |                         |
| 22001793             | 05/13/2022   | tmbaxter | 610          | (\$60.29)          |                         |
|                      | 05/13/2022   | tmbaxter | 610          | \$60.29            |                         |
| <b>22001793</b>      |              |          |              | <b>\$0.00</b>      |                         |
| 22001794             | 05/13/2022   | tmbaxter | 610          | (\$93.29)          |                         |
|                      | 05/13/2022   | tmbaxter | 610          | \$93.29            |                         |
| <b>22001794</b>      |              |          |              | <b>\$0.00</b>      |                         |
| 22001795             | 05/13/2022   | tmbaxter | 610          | (\$48.50)          |                         |
|                      | 05/13/2022   | tmbaxter | 610          | \$48.50            |                         |
| <b>22001795</b>      |              |          |              | <b>\$0.00</b>      |                         |
| 22001796             | 05/13/2022   | tmbaxter | 610          | (\$0.63)           |                         |
|                      | 05/13/2022   | tmbaxter | 610          | \$0.63             |                         |
| <b>22001796</b>      |              |          |              | <b>\$0.00</b>      |                         |
| 22001797             | 05/13/2022   | tmbaxter | 640          | (\$279.85)         |                         |
|                      | 05/13/2022   | tmbaxter | 610          | \$279.85           |                         |
| <b>22001797</b>      |              |          |              | <b>\$0.00</b>      |                         |
| 22001798             | 05/13/2022   | tmbaxter | 640          | (\$2,000.00)       |                         |
|                      | 05/13/2022   | tmbaxter | 610          | \$2,000.00         |                         |
| <b>22001798</b>      |              |          |              | <b>\$0.00</b>      |                         |
| 22001799             | 05/13/2022   | tmbaxter | 610          | (\$661.17)         |                         |
|                      | 05/13/2022   | tmbaxter | 610          | \$661.17           |                         |
| <b>22001799</b>      |              |          |              | <b>\$0.00</b>      |                         |
| 22001800             | 05/13/2022   | tmbaxter | 640          | (\$887.08)         |                         |
|                      | 05/13/2022   | tmbaxter | 610          | \$887.08           |                         |
| <b>22001800</b>      |              |          |              | <b>\$0.00</b>      |                         |
| 22001801             | 05/13/2022   | tmbaxter | 650          | (\$200.00)         |                         |
|                      | 05/13/2022   | tmbaxter | 610          | \$200.00           |                         |
| <b>22001801</b>      |              |          |              | <b>\$0.00</b>      |                         |
| 22001802             | 05/13/2022   | tmbaxter | 768          | (\$200.00)         |                         |
|                      | 05/13/2022   | tmbaxter | 610          | \$200.00           |                         |
| <b>22001802</b>      |              |          |              | <b>\$0.00</b>      |                         |
| 22001803             | 05/13/2022   | tmbaxter | 610          | (\$167.03)         |                         |
|                      | 05/13/2022   | tmbaxter | 610          | \$167.03           |                         |
| <b>22001803</b>      |              |          |              | <b>\$0.00</b>      |                         |
| 22001804             | 05/13/2022   | tmbaxter | 581          | (\$100.00)         |                         |
|                      | 05/13/2022   | tmbaxter | 610          | \$100.00           |                         |
| <b>22001804</b>      |              |          |              | <b>\$0.00</b>      |                         |
| 22001805             | 05/13/2022   | tmbaxter | 610          | (\$213.30)         |                         |
|                      | 05/13/2022   | tmbaxter | 610          | \$213.30           |                         |
| <b>22001805</b>      |              |          |              | <b>\$0.00</b>      |                         |

## Budget Transfers By Period

| Journal Entry Number | Date Entered | Operator | Account Code | Transaction Amount | Transaction Description   |
|----------------------|--------------|----------|--------------|--------------------|---------------------------|
| 22001806             | 05/13/2022   | tmbaxter | 610          | (\$600.00)         |                           |
|                      | 05/13/2022   | tmbaxter | 650          | \$600.00           |                           |
| <b>22001806</b>      |              |          |              | <b>\$0.00</b>      |                           |
| 22001808             | 05/13/2022   | tmbaxter | 610          | (\$64.60)          |                           |
|                      | 05/13/2022   | tmbaxter | 530          | \$64.60            |                           |
| <b>22001808</b>      |              |          |              | <b>\$0.00</b>      |                           |
| 22001809             | 05/13/2022   | clee     | 438          | (\$14,000.00)      |                           |
|                      | 05/13/2022   | clee     | 650          | \$14,000.00        |                           |
| <b>22001809</b>      |              |          |              | <b>\$0.00</b>      |                           |
| 22001810             | 05/16/2022   | pcattin  | 650          | (\$8,000.00)       | COVER OVERAGE             |
|                      | 05/16/2022   | pcattin  | 650          | \$8,000.00         | COVER OVERAGE             |
| <b>22001810</b>      |              |          |              | <b>\$0.00</b>      |                           |
| 22001811             | 05/16/2022   | msmith2  | 610          | (\$107.05)         | TRANSFER TO 2018B 153     |
|                      | 05/16/2022   | msmith2  | 153          | \$107.05           | TRANSFER TO 2018B 153     |
| <b>22001811</b>      |              |          |              | <b>\$0.00</b>      |                           |
| 22001812             | 05/16/2022   | msmith2  | 610          | (\$9.30)           | TRANSFER TO 2014 153      |
|                      | 05/16/2022   | msmith2  | 153          | \$9.30             | TRANSFER TO 2014 153      |
| <b>22001812</b>      |              |          |              | <b>\$0.00</b>      |                           |
| 22001813             | 05/16/2022   | kmccormi | 513          | (\$67.28)          | TO COVER NEG BALANCE      |
|                      | 05/16/2022   | kmccormi | 610          | \$67.28            | TO COVER NEG BALANCE      |
| <b>22001813</b>      |              |          |              | <b>\$0.00</b>      |                           |
| 22001815             | 05/16/2022   | tmbaxter | 581          | (\$1,000.00)       |                           |
|                      | 05/16/2022   | tmbaxter | 610          | \$1,000.00         |                           |
| <b>22001815</b>      |              |          |              | <b>\$0.00</b>      |                           |
| 22001816             | 05/16/2022   | tmbaxter | 610          | (\$200.00)         |                           |
|                      | 05/16/2022   | tmbaxter | 610          | \$200.00           |                           |
| <b>22001816</b>      |              |          |              | <b>\$0.00</b>      |                           |
| 22001818             | 05/16/2022   | koswald  | 610          | (\$35.72)          |                           |
|                      | 05/16/2022   | koswald  | 153          | \$35.72            |                           |
| <b>22001818</b>      |              |          |              | <b>\$0.00</b>      |                           |
| 22001819             | 05/16/2022   | cmoulden | 330          | (\$5,000.00)       | FR 70 931 330 T 71G912610 |
|                      | 05/16/2022   | cmoulden | 610          | \$5,000.00         | FR 70 931 330 T 71G912610 |
| <b>22001819</b>      |              |          |              | <b>\$0.00</b>      |                           |
| 22001820             | 05/17/2022   | mdanbach | 153          | \$40.22            |                           |
|                      | 05/17/2022   | mdanbach | 610          | (\$40.22)          |                           |
| <b>22001820</b>      |              |          |              | <b>\$0.00</b>      |                           |
| 22001821             | 05/17/2022   | mdanbach | 153          | \$0.51             |                           |
|                      | 05/17/2022   | mdanbach | 610          | (\$0.51)           |                           |
| <b>22001821</b>      |              |          |              | <b>\$0.00</b>      |                           |
| 22001822             | 05/17/2022   | mdanbach | 610          | \$1.28             |                           |
|                      | 05/17/2022   | mdanbach | 610          | (\$1.28)           |                           |
| <b>22001822</b>      |              |          |              | <b>\$0.00</b>      |                           |

## Budget Transfers By Period

| Journal Entry Number | Date Entered | Operator | Account Code | Transaction Amount | Transaction Description |
|----------------------|--------------|----------|--------------|--------------------|-------------------------|
| 22001823             | 05/17/2022   | mdanbach | 153          | \$0.19             |                         |
|                      | 05/17/2022   | mdanbach | 610          | (\$0.19)           |                         |
|                      | 05/17/2022   | mdanbach | 530          | \$35.24            |                         |
|                      | 05/17/2022   | mdanbach | 610          | (\$35.24)          |                         |
| <b>22001823</b>      |              |          |              | <b>\$0.00</b>      |                         |
| 22001824             | 05/17/2022   | mpitt    | 153          | (\$5.00)           | BALANCE NEG ACCT        |
|                      | 05/17/2022   | mpitt    | 153          | \$5.00             | BALANCE NEG ACCT        |
| <b>22001824</b>      |              |          |              | <b>\$0.00</b>      |                         |
| 22001825             | 05/17/2022   | pcattin  | 581          | (\$49.27)          | COVER OVERAGE           |
|                      | 05/17/2022   | pcattin  | 153          | \$49.27            | COVER OVERAGE           |
|                      | 05/17/2022   | pcattin  | 581          | (\$474.83)         | COVER OVERAGE           |
|                      | 05/17/2022   | pcattin  | 153          | \$474.83           | COVER OVERAGE           |
|                      | 05/17/2022   | pcattin  | 581          | (\$243.62)         | COVER OVERAGE           |
|                      | 05/17/2022   | pcattin  | 153          | \$243.62           | COVER OVERAGE           |
|                      | 05/17/2022   | pcattin  | 581          | (\$230.00)         | COVER OVERAGE           |
|                      | 05/17/2022   | pcattin  | 324          | \$230.00           | COVER OVERAGE           |
| <b>22001825</b>      |              |          |              | <b>\$0.00</b>      |                         |
| 22001826             | 05/17/2022   | tsprange | 610          | \$2,364.37         | COVER NEGATIVE FUNDS    |
|                      | 05/17/2022   | tsprange | 640          | (\$1,041.54)       | COVER NEGATIVE FUNDS    |
|                      | 05/17/2022   | tsprange | 610          | (\$245.26)         | COVER NEGATIVE FUNDS    |
|                      | 05/17/2022   | tsprange | 640          | (\$800.00)         | COVER NEGATIVE FUNDS    |
|                      | 05/17/2022   | tsprange | 530          | (\$277.57)         | COVER NEGATIVE FUNDS    |
| <b>22001826</b>      |              |          |              | <b>\$0.00</b>      |                         |
| 22001827             | 05/17/2022   | tsprange | 153          | \$2.71             | COVER NEGATIVE BALANCE  |
|                      | 05/17/2022   | tsprange | 640          | (\$2.71)           | COVER NEGATIVE BALANCE  |
| <b>22001827</b>      |              |          |              | <b>\$0.00</b>      |                         |
| 22001828             | 05/17/2022   | tsprange | 153          | \$2.72             | COVER NEGATIVE BALANCE  |
|                      | 05/17/2022   | tsprange | 640          | (\$2.72)           | COVER NEGATIVE BALANCE  |
| <b>22001828</b>      |              |          |              | <b>\$0.00</b>      |                         |
| 22001830             | 05/17/2022   | tmbaxter | 610          | (\$4,100.00)       |                         |
|                      | 05/17/2022   | tmbaxter | 610          | \$4,100.00         |                         |
| <b>22001830</b>      |              |          |              | <b>\$0.00</b>      |                         |
| 22001832             | 05/17/2022   | msmith2  | 650          | (\$2,517.20)       | TRANSFER TO 751         |
|                      | 05/17/2022   | msmith2  | 751          | \$2,517.20         | TRANSFER TO 751         |
| <b>22001832</b>      |              |          |              | <b>\$0.00</b>      |                         |
| 22001833             | 05/17/2022   | kzaleta  | 330          | (\$3,000.00)       | COVER FUNDS             |
|                      | 05/17/2022   | kzaleta  | 152          | \$3,000.00         | COVER FUNDS             |
| <b>22001833</b>      |              |          |              | <b>\$0.00</b>      |                         |
| 22001834             | 05/17/2022   | kzaleta  | 316          | (\$10,000.00)      | COVER FUNDS             |
|                      | 05/17/2022   | kzaleta  | 123          | \$10,000.00        | COVER FUNDS             |
| <b>22001834</b>      |              |          |              | <b>\$0.00</b>      |                         |

## Budget Transfers By Period

| Journal Entry Number | Date Entered | Operator | Account Code | Transaction Amount | Transaction Description   |
|----------------------|--------------|----------|--------------|--------------------|---------------------------|
| 22001835             | 05/17/2022   | msmith2  | 640          | (\$4,160.18)       | TRANSFER TO 751           |
|                      | 05/17/2022   | msmith2  | 751          | \$4,160.18         | TRANSFER TO 751           |
| <b>22001835</b>      |              |          |              | <b>\$0.00</b>      |                           |
| 22001836             | 05/18/2022   | ralexand | 530          | (\$250.00)         | COVER SALARIES            |
|                      | 05/18/2022   | ralexand | 153          | \$250.00           | COVER SALARIES            |
| <b>22001836</b>      |              |          |              | <b>\$0.00</b>      |                           |
| 22001837             | 05/18/2022   | lgoldste | 324          | (\$90.00)          | FUND NEW CODE 329         |
|                      | 05/18/2022   | lgoldste | 329          | \$90.00            | FUND NEW CODE 329         |
| <b>22001837</b>      |              |          |              | <b>\$0.00</b>      |                           |
| 22001838             | 05/18/2022   | ralexand | 513          | (\$300.00)         | COVER DUES                |
|                      | 05/18/2022   | ralexand | 810          | \$300.00           | COVER DUES                |
| <b>22001838</b>      |              |          |              | <b>\$0.00</b>      |                           |
| 22001839             | 05/18/2022   | scatramb | 610          | (\$63.40)          | COVER NEGATIVE BALANCE    |
|                      | 05/18/2022   | scatramb | 153          | \$63.40            | COVER NEGATIVE BALANCE    |
| <b>22001839</b>      |              |          |              | <b>\$0.00</b>      |                           |
| 22001841             | 05/18/2022   | msmith2  | 530          | (\$200.00)         | TRANSFER TO 123           |
|                      | 05/18/2022   | msmith2  | 123          | \$200.00           | TRANSFER TO 123           |
| <b>22001841</b>      |              |          |              | <b>\$0.00</b>      |                           |
| 22001843             | 05/18/2022   | kleonard | 390          | (\$56.83)          | TO COVER NEGATIVE BALANCE |
|                      | 05/18/2022   | kleonard | 153          | \$56.83            | TO COVER NEGATIVE BALANCE |
|                      | 05/18/2022   | kleonard | 390          | (\$118.99)         | TO COVER NEGATIVE BALANCE |
|                      | 05/18/2022   | kleonard | 153          | \$118.99           | TO COVER NEGATIVE BALANCE |
| <b>22001843</b>      |              |          |              | <b>\$0.00</b>      |                           |
| 22001844             | 05/19/2022   | msmith2  | 610          | (\$432.73)         | TRANSFER TO SM 610        |
|                      | 05/19/2022   | msmith2  | 610          | \$432.73           | TRANSFER TO SM 610        |
| <b>22001844</b>      |              |          |              | <b>\$0.00</b>      |                           |
| 22001845             | 05/19/2022   | msmith2  | 640          | (\$25.00)          | TRANSFER TO SM 610        |
|                      | 05/19/2022   | msmith2  | 610          | \$25.00            | TRANSFER TO SM 610        |
| <b>22001845</b>      |              |          |              | <b>\$0.00</b>      |                           |
| 22001846             | 05/19/2022   | msmith2  | 811          | (\$590.00)         | TRANSFER TO SM 610        |
|                      | 05/19/2022   | msmith2  | 610          | \$590.00           | TRANSFER TO SM 610        |
| <b>22001846</b>      |              |          |              | <b>\$0.00</b>      |                           |
| 22001847             | 05/19/2022   | dclark1  | 610          | \$300.00           | TO COVER SHORTAGES        |
|                      | 05/19/2022   | dclark1  | 348          | (\$300.00)         | TO COVER SHORTAGES        |
| <b>22001847</b>      |              |          |              | <b>\$0.00</b>      |                           |
| 22001848             | 05/19/2022   | pcattin  | 581          | (\$200.00)         | COVER OVERAGE             |
|                      | 05/19/2022   | pcattin  | 610          | \$200.00           | COVER OVERAGE             |
| <b>22001848</b>      |              |          |              | <b>\$0.00</b>      |                           |
| 22001849             | 05/19/2022   | nmcfadde | 610          | \$15.00            |                           |
|                      | 05/19/2022   | nmcfadde | 550          | (\$15.00)          |                           |
| <b>22001849</b>      |              |          |              | <b>\$0.00</b>      |                           |

## Budget Transfers By Period

| Journal Entry Number | Date Entered | Operator | Account Code | Transaction Amount | Transaction Description |
|----------------------|--------------|----------|--------------|--------------------|-------------------------|
| 22001850             | 05/19/2022   | mdanbach | 610          | (\$150.00)         |                         |
|                      | 05/19/2022   | mdanbach | 513          | \$150.00           |                         |
| <b>22001850</b>      |              |          |              | <b>\$0.00</b>      |                         |
| 22001851             | 05/19/2022   | nmcfadde | 610          | \$1,334.94         |                         |
|                      | 05/19/2022   | nmcfadde | 550          | (\$1,334.94)       |                         |
| <b>22001851</b>      |              |          |              | <b>\$0.00</b>      |                         |
| 22001853             | 05/19/2022   | cmoulden | 581          | (\$600.00)         | FRM 2619 700 581-324    |
|                      | 05/19/2022   | cmoulden | 324          | \$600.00           | FRM 2619 700 581-324    |
| <b>22001853</b>      |              |          |              | <b>\$0.00</b>      |                         |
| 22001854             | 05/19/2022   | lteodoro | 810          | (\$39.66)          | ATHLETICS               |
|                      | 05/19/2022   | lteodoro | 123          | \$39.66            | ATHLETICS               |
|                      | 05/19/2022   | lteodoro | 810          | (\$227.20)         | ATHLETICS               |
|                      | 05/19/2022   | lteodoro | 530          | \$227.20           | ATHLETICS               |
| <b>22001854</b>      |              |          |              | <b>\$0.00</b>      |                         |
| 22001855             | 05/19/2022   | lteodoro | 635          | (\$118.56)         | SECONDARY ED            |
|                      | 05/19/2022   | lteodoro | 330          | \$118.56           | SECONDARY ED            |
| <b>22001855</b>      |              |          |              | <b>\$0.00</b>      |                         |
| 22001856             | 05/19/2022   | mbrown1  | 610          | (\$105.45)         | TO 2380-610             |
|                      | 05/19/2022   | mbrown1  | 610          | \$105.45           | TO 2380-610             |
| <b>22001856</b>      |              |          |              | <b>\$0.00</b>      |                         |
| 22001857             | 05/19/2022   | lteodoro | 811          | (\$633.00)         | SEC ED TRAVEL           |
|                      | 05/19/2022   | lteodoro | 580          | \$633.00           | SEC ED TRAVEL           |
| <b>22001857</b>      |              |          |              | <b>\$0.00</b>      |                         |
| 22001859             | 05/20/2022   | kleonard | 610          | (\$702.95)         | TRANSFER TO SCHOOL MGMT |
|                      | 05/20/2022   | kleonard | 610          | \$702.95           | TRANSFER TO SCHOOL MGMT |
| <b>22001859</b>      |              |          |              | <b>\$0.00</b>      |                         |
| 22001860             | 05/20/2022   | mbrown1  | 640          | (\$140.50)         | TO COV NEG BAL          |
|                      | 05/20/2022   | mbrown1  | 610          | (\$26.01)          | TO COV NEG BAL          |
|                      | 05/20/2022   | mbrown1  | 610          | \$166.51           | TO COV NEG BAL          |
| <b>22001860</b>      |              |          |              | <b>\$0.00</b>      |                         |
| 22001861             | 05/20/2022   | dclark1  | 640          | \$114.84           | TO COVER SHORTAGE       |
|                      | 05/20/2022   | dclark1  | 610          | (\$114.84)         | TO COVER SHORTAGE       |
| <b>22001861</b>      |              |          |              | <b>\$0.00</b>      |                         |
| 22001863             | 05/20/2022   | cmoulden | 430          | (\$5,000.00)       | FROM 70P 430 TO 70H 430 |
|                      | 05/20/2022   | cmoulden | 430          | \$5,000.00         | FROM 70P 430 TO 70H 430 |
| <b>22001863</b>      |              |          |              | <b>\$0.00</b>      |                         |
| 22001864             | 05/20/2022   | amcveigh | 610          | (\$108.23)         | TO COVER DEFICIT        |
|                      | 05/20/2022   | amcveigh | 153          | \$108.23           | TO COVER DEFICIT        |
| <b>22001864</b>      |              |          |              | <b>\$0.00</b>      |                         |
| 22001865             | 05/20/2022   | dclark1  | 315          | \$373.00           | TO COVER SHORTAGES      |
|                      | 05/20/2022   | dclark1  | 123          | (\$373.00)         | TO COVER SHORTAGES      |
| <b>22001865</b>      |              |          |              | <b>\$0.00</b>      |                         |

## Budget Transfers By Period

| Journal Entry Number | Date Entered | Operator | Account Code | Transaction Amount | Transaction Description   |
|----------------------|--------------|----------|--------------|--------------------|---------------------------|
| 22001867             | 05/20/2022   | sryan2   | 890          | (\$9,000.00)       | BETH HAYES - TRANSFER     |
|                      | 05/20/2022   | sryan2   | 550          | \$9,000.00         | BETH HAYES - TRANSFER     |
| <b>22001867</b>      |              |          |              | <b>\$0.00</b>      |                           |
| 22001869             | 05/20/2022   | nmcfadde | 323          | (\$250.00)         | TRANSFER TO COVER SUPPLIE |
|                      | 05/20/2022   | nmcfadde | 610          | \$250.00           | TRANSFER TO COVER SUPPLIE |
| <b>22001869</b>      |              |          |              | <b>\$0.00</b>      |                           |
| 22001870             | 05/20/2022   | nmcfadde | 635          | \$700.00           | COVER FOR PD FOOD         |
|                      | 05/20/2022   | nmcfadde | 580          | (\$700.00)         | COVER FOR PD FOOD         |
| <b>22001870</b>      |              |          |              | <b>\$0.00</b>      |                           |
| 22001872             | 05/20/2022   | ltobin   | 530          | \$4.22             |                           |
|                      | 05/20/2022   | ltobin   | 610          | (\$4.22)           |                           |
| <b>22001872</b>      |              |          |              | <b>\$0.00</b>      |                           |
| 22001874             | 05/23/2022   | lgoldste | 123          | (\$2,290.74)       | KELLY INVOICE 613882      |
|                      | 05/23/2022   | lgoldste | 315          | \$2,290.74         | KELLY INVOICE 613882      |
| <b>22001874</b>      |              |          |              | <b>\$0.00</b>      |                           |
| 22001876             | 05/24/2022   | mbrown1  | 640          | (\$220.53)         | TO 1110-610 TO PAY SUBS   |
|                      | 05/24/2022   | mbrown1  | 610          | (\$21.64)          | TO 1110-610 TO PAY SUBS   |
|                      | 05/24/2022   | mbrown1  | 610          | (\$0.51)           | TO 1110-610 TO PAY SUBS   |
|                      | 05/24/2022   | mbrown1  | 610          | (\$4.43)           | TO 1110-610 TO PAY SUBS   |
|                      | 05/24/2022   | mbrown1  | 610          | \$247.11           | TO 1110-610 TO PAY SUBS   |
| <b>22001876</b>      |              |          |              | <b>\$0.00</b>      |                           |
| 22001877             | 05/24/2022   | mbrown1  | 610          | (\$30.68)          | TO 1110-610 TO PAY SUBS   |
|                      | 05/24/2022   | mbrown1  | 610          | (\$196.86)         | TO 1110-610 TO PAY SUBS   |
|                      | 05/24/2022   | mbrown1  | 610          | (\$7.13)           | TO 1110-610 TO PAY SUBS   |
|                      | 05/24/2022   | mbrown1  | 610          | \$234.67           | TO 1110-610 TO PAY SUBS   |
| <b>22001877</b>      |              |          |              | <b>\$0.00</b>      |                           |
| 22001878             | 05/24/2022   | mbrown1  | 610          | (\$1,456.25)       | TO 1110-315 NEG BAL       |
|                      | 05/24/2022   | mbrown1  | 315          | \$1,456.25         | TO 1110-315 NEG BAL       |
| <b>22001878</b>      |              |          |              | <b>\$0.00</b>      |                           |
| 22001879             | 05/24/2022   | kavaglia | 610          | (\$15.00)          | TO COVER OVERAGE          |
|                      | 05/24/2022   | kavaglia | 610          | \$15.00            | TO COVER OVERAGE          |
| <b>22001879</b>      |              |          |              | <b>\$0.00</b>      |                           |
| 22001880             | 05/24/2022   | kmccormi | 513          | (\$450.00)         | TO PAY INVOICE            |
|                      | 05/24/2022   | kmccormi | 810          | \$450.00           | TO PAY INVOICE            |
| <b>22001880</b>      |              |          |              | <b>\$0.00</b>      |                           |
| 22001882             | 05/24/2022   | mdanbach | 530          | \$140.00           |                           |
|                      | 05/24/2022   | mdanbach | 610          | (\$140.00)         |                           |
| <b>22001882</b>      |              |          |              | <b>\$0.00</b>      |                           |
| 22001883             | 05/24/2022   | ltobin   | 530          | \$14.64            |                           |
|                      | 05/24/2022   | ltobin   | 610          | (\$14.64)          |                           |
| <b>22001883</b>      |              |          |              | <b>\$0.00</b>      |                           |

## Budget Transfers By Period

| Journal Entry Number | Date Entered | Operator | Account Code | Transaction Amount | Transaction Description |
|----------------------|--------------|----------|--------------|--------------------|-------------------------|
| 22001885             | 05/25/2022   | rking1   | 324          | \$1,000.00         | TO COVER SHORTAGES      |
|                      | 05/25/2022   | rking1   | 650          | (\$1,000.00)       | TO COVER SHORTAGES      |
| <b>22001885</b>      |              |          |              | <b>\$0.00</b>      |                         |
| 22001886             | 05/25/2022   | mporco   | 513          | (\$5,700.00)       | COVER TRANSFINDER FEES  |
|                      | 05/25/2022   | mporco   | 650          | \$5,700.00         | COVER TRANSFINDER FEES  |
| <b>22001886</b>      |              |          |              | <b>\$0.00</b>      |                         |
| 22001888             | 05/25/2022   | etaggart | 610          | (\$131.89)         | BUDGET TRANS            |
|                      | 05/25/2022   | etaggart | 640          | \$131.89           | BUDGET TRANS            |
| <b>22001888</b>      |              |          |              | <b>\$0.00</b>      |                         |
| 22001889             | 05/25/2022   | etaggart | 610          | (\$9.75)           | POSTAGE                 |
|                      | 05/25/2022   | etaggart | 530          | \$9.75             | POSTAGE                 |
| <b>22001889</b>      |              |          |              | <b>\$0.00</b>      |                         |
| 22001892             | 05/25/2022   | rking1   | 430          | \$800.00           | TO COVER SHORTAGES      |
|                      | 05/25/2022   | rking1   | 610          | (\$800.00)         | TO COVER SHORTAGES      |
| <b>22001892</b>      |              |          |              | <b>\$0.00</b>      |                         |
| 22001893             | 05/26/2022   | rking1   | 324          | \$1,675.60         | TO COVER SHORTAGES      |
|                      | 05/26/2022   | rking1   | 650          | (\$1,675.60)       | TO COVER SHORTAGES      |
| <b>22001893</b>      |              |          |              | <b>\$0.00</b>      |                         |
| 22001895             | 05/26/2022   | nmcfadde | 650          | \$1,800.00         | COVER THE COST OF BOOKS |
|                      | 05/26/2022   | nmcfadde | 315          | (\$1,800.00)       | COVER THE COST OF BOOKS |
| <b>22001895</b>      |              |          |              | <b>\$0.00</b>      |                         |
| 22001896             | 05/26/2022   | rking1   | 610          | \$1,800.00         | CORRECT TRANSFER        |
|                      | 05/26/2022   | rking1   | 650          | (\$1,800.00)       | CORRECT TRANSFER        |
| <b>22001896</b>      |              |          |              | <b>\$0.00</b>      |                         |
| 22001897             | 05/26/2022   | tmbaxter | 610          | (\$500.00)         |                         |
|                      | 05/26/2022   | tmbaxter | 650          | \$500.00           |                         |
| <b>22001897</b>      |              |          |              | <b>\$0.00</b>      |                         |
| 22001899             | 05/26/2022   | tmbaxter | 650          | (\$500.00)         |                         |
|                      | 05/26/2022   | tmbaxter | 635          | \$500.00           |                         |
| <b>22001899</b>      |              |          |              | <b>\$0.00</b>      |                         |
| 22001900             | 05/26/2022   | rking1   | 315          | \$430.00           | TO COVER SHORTAGES      |
|                      | 05/26/2022   | rking1   | 324          | (\$430.00)         | TO COVER SHORTAGES      |
| <b>22001900</b>      |              |          |              | <b>\$0.00</b>      |                         |
| 22001901             | 05/26/2022   | rking1   | 315          | \$1,500.00         | TO COVER SHORTAGES      |
|                      | 05/26/2022   | rking1   | 640          | (\$1,500.00)       | TO COVER SHORTAGES      |
| <b>22001901</b>      |              |          |              | <b>\$0.00</b>      |                         |
| 22001902             | 05/26/2022   | rking1   | 123          | \$2,500.00         | TO COVER SHORTAGES      |
|                      | 05/26/2022   | rking1   | 640          | (\$2,500.00)       | TO COVER SHORTAGES      |
| <b>22001902</b>      |              |          |              | <b>\$0.00</b>      |                         |
| 22001903             | 05/26/2022   | nkelly   | 550          | (\$400.00)         | COVER SHORTAGE          |
|                      | 05/26/2022   | nkelly   | 315          | \$400.00           | COVER SHORTAGE          |



## Budget Transfers By Period

| Journal Entry Number | Date Entered | Operator | Account Code | Transaction Amount | Transaction Description   |
|----------------------|--------------|----------|--------------|--------------------|---------------------------|
| 22001903             | 05/26/2022   | nkelly   | 123          | (\$200.00)         | COVER SHORTAGE            |
|                      | 05/26/2022   | nkelly   | 315          | \$200.00           | COVER SHORTAGE            |
| <b>22001903</b>      |              |          |              | <b>\$0.00</b>      |                           |
| 22001905             | 05/27/2022   | clee     | 340          | \$1,800.00         |                           |
|                      | 05/27/2022   | clee     | 650          | (\$1,800.00)       |                           |
| <b>22001905</b>      |              |          |              | <b>\$0.00</b>      |                           |
| 22001906             | 05/27/2022   | nkelly   | 530          | (\$100.00)         | COVER SHORTAGE            |
|                      | 05/27/2022   | nkelly   | 610          | \$100.00           | COVER SHORTAGE            |
|                      | 05/27/2022   | nkelly   | 581          | (\$200.00)         | COVER SHORTAGE            |
|                      | 05/27/2022   | nkelly   | 610          | \$200.00           | COVER SHORTAGE            |
| <b>22001906</b>      |              |          |              | <b>\$0.00</b>      |                           |
| 22001908             | 05/27/2022   | koswald  | 610          | (\$4.40)           |                           |
|                      | 05/27/2022   | koswald  | 610          | \$4.40             |                           |
|                      | 05/27/2022   | koswald  | 640          | (\$15.00)          |                           |
|                      | 05/27/2022   | koswald  | 153          | \$15.00            |                           |
|                      | 05/27/2022   | koswald  | 640          | (\$10.00)          |                           |
|                      | 05/27/2022   | koswald  | 530          | \$10.00            |                           |
| <b>22001908</b>      |              |          |              | <b>\$0.00</b>      |                           |
| 22001909             | 05/27/2022   | rking1   | 610          | \$3,000.00         | TO COVER SHORTAGES        |
|                      | 05/27/2022   | rking1   | 123          | (\$3,000.00)       | TO COVER SHORTAGES        |
| <b>22001909</b>      |              |          |              | <b>\$0.00</b>      |                           |
| 22001910             | 05/27/2022   | rking1   | 610          | \$10,000.00        | TO COVER SHORTAGES        |
|                      | 05/27/2022   | rking1   | 123          | (\$10,000.00)      | TO COVER SHORTAGES        |
| <b>22001910</b>      |              |          |              | <b>\$0.00</b>      |                           |
| 22001911             | 05/27/2022   | rking1   | 635          | \$50.00            | TO COVER SHORTAGES        |
|                      | 05/27/2022   | rking1   | 640          | (\$50.00)          | TO COVER SHORTAGES        |
| <b>22001911</b>      |              |          |              | <b>\$0.00</b>      |                           |
| 22001912             | 05/31/2022   | lteodoro | 635          | (\$30.00)          | SEC ED COSTS              |
|                      | 05/31/2022   | lteodoro | 530          | \$30.00            | SEC ED COSTS              |
| <b>22001912</b>      |              |          |              | <b>\$0.00</b>      |                           |
| 22001914             | 05/31/2022   | kleonard | 635          | (\$71.29)          | TO COVER NEGATIVE BALANCE |
|                      | 05/31/2022   | kleonard | 640          | \$0.03             | TO COVER NEGATIVE BALANCE |
|                      | 05/31/2022   | kleonard | 153          | \$26.79            | TO COVER NEGATIVE BALANCE |
|                      | 05/31/2022   | kleonard | 153          | \$44.47            | TO COVER NEGATIVE BALANCE |
| <b>22001914</b>      |              |          |              | <b>\$0.00</b>      |                           |
| 22001915             | 05/31/2022   | tmbaxter | 610          | (\$1,500.00)       |                           |
|                      | 05/31/2022   | tmbaxter | 650          | \$1,500.00         |                           |
| <b>22001915</b>      |              |          |              | <b>\$0.00</b>      |                           |
| 22001919             | 05/31/2022   | rking1   | 610          | \$4,000.00         | TO COVER SHORTAGES        |
|                      | 05/31/2022   | rking1   | 513          | (\$4,000.00)       | TO COVER SHORTAGES        |
| <b>22001919</b>      |              |          |              | <b>\$0.00</b>      |                           |

## Budget Transfers By Period

| Journal Entry Number | Date Entered | Operator | Account Code | Transaction Amount | Transaction Description   |
|----------------------|--------------|----------|--------------|--------------------|---------------------------|
| 22001920             | 06/01/2022   | cmoulden | 441          | (\$2,000.00)       | FRM 71H 912 441 - 71G 610 |
|                      | 06/01/2022   | cmoulden | 610          | \$2,000.00         | FRM 71H 912 441 - 71G 610 |
| <b>22001920</b>      |              |          |              | <b>\$0.00</b>      |                           |
| 22001921             | 06/01/2022   | tmbaxter | 610          | (\$450.00)         |                           |
|                      | 06/01/2022   | tmbaxter | 610          | \$450.00           |                           |
| <b>22001921</b>      |              |          |              | <b>\$0.00</b>      |                           |
| 22001922             | 06/01/2022   | kavaglia | 610          | (\$0.53)           | TO COVER OVERAGE          |
|                      | 06/01/2022   | kavaglia | 153          | \$0.53             | TO COVER OVERAGE          |
| <b>22001922</b>      |              |          |              | <b>\$0.00</b>      |                           |
| 22001923             | 06/01/2022   | koswald  | 610          | (\$7.04)           |                           |
|                      | 06/01/2022   | koswald  | 580          | \$7.04             |                           |
| <b>22001923</b>      |              |          |              | <b>\$0.00</b>      |                           |
| 22001924             | 06/01/2022   | mdanbach | 610          | \$160.00           |                           |
|                      | 06/01/2022   | mdanbach | 610          | (\$160.00)         |                           |
| <b>22001924</b>      |              |          |              | <b>\$0.00</b>      |                           |
| 22001926             | 06/02/2022   | eronayne | 513          | (\$111.50)         | TRANSFER TO 30S 580       |
|                      | 06/02/2022   | eronayne | 580          | \$111.50           | TRANSFER TO 30S 580       |
| <b>22001926</b>      |              |          |              | <b>\$0.00</b>      |                           |
| 22001927             | 06/02/2022   | rking1   | 650          | \$24,000.00        | TO COVER SHORTAGES        |
|                      | 06/02/2022   | rking1   | 610          | (\$8,000.00)       | TO COVER SHORTAGES        |
|                      | 06/02/2022   | rking1   | 640          | (\$16,000.00)      | TO COVER SHORTAGES        |
| <b>22001927</b>      |              |          |              | <b>\$0.00</b>      |                           |
| 22001928             | 06/02/2022   | rking1   | 640          | \$28,300.00        | TO COVER SHORTAGES        |
|                      | 06/02/2022   | rking1   | 640          | (\$28,300.00)      | TO COVER SHORTAGES        |
| <b>22001928</b>      |              |          |              | <b>\$0.00</b>      |                           |
| 22001929             | 06/02/2022   | mdanbach | 610          | \$150.00           |                           |
|                      | 06/02/2022   | mdanbach | 610          | (\$150.00)         |                           |
| <b>22001929</b>      |              |          |              | <b>\$0.00</b>      |                           |
| 22001930             | 06/02/2022   | cmoulden | 430          | (\$2,000.00)       | FROM 430 TO 610 913       |
|                      | 06/02/2022   | cmoulden | 610          | \$2,000.00         | FROM 430 TO 610 913       |
| <b>22001930</b>      |              |          |              | <b>\$0.00</b>      |                           |
| 22001931             | 06/02/2022   | kmccormi | 513          | (\$521.00)         | TO PAY BUS BILL           |
|                      | 06/02/2022   | kmccormi | 513          | \$521.00           | TO PAY BUS BILL           |
|                      | 06/02/2022   | kmccormi | 513          | (\$112.00)         | TO PAY BUS BILL           |
|                      | 06/02/2022   | kmccormi | 513          | \$112.00           | TO PAY BUS BILL           |
| <b>22001931</b>      |              |          |              | <b>\$0.00</b>      |                           |
| 22001932             | 06/02/2022   | kmccormi | 513          | (\$16.00)          | TO PAY BUS BILL           |
|                      | 06/02/2022   | kmccormi | 513          | \$16.00            | TO PAY BUS BILL           |
| <b>22001932</b>      |              |          |              | <b>\$0.00</b>      |                           |
| 22001933             | 06/02/2022   | kmccormi | 513          | (\$461.00)         | TO PAY BUS BILL           |
|                      | 06/02/2022   | kmccormi | 513          | \$461.00           | TO PAY BUS BILL           |
| <b>22001933</b>      |              |          |              | <b>\$0.00</b>      |                           |

## Budget Transfers By Period

| Journal Entry Number | Date Entered | Operator | Account Code | Transaction Amount | Transaction Description |
|----------------------|--------------|----------|--------------|--------------------|-------------------------|
| 22001934             | 06/02/2022   | kmccormi | 513          | (\$152.00)         | TO PAY BUS BILLS        |
|                      | 06/02/2022   | kmccormi | 513          | \$152.00           | TO PAY BUS BILLS        |
| <b>22001934</b>      |              |          |              | <b>\$0.00</b>      |                         |
| 22001935             | 06/02/2022   | kmccormi | 513          | (\$369.00)         | TO PAY INVOICE          |
|                      | 06/02/2022   | kmccormi | 610          | \$369.00           | TO PAY INVOICE          |
|                      | 06/02/2022   | kmccormi | 513          | (\$344.67)         | TO PAY INVOICE          |
|                      | 06/02/2022   | kmccormi | 610          | \$344.67           | TO PAY INVOICE          |
|                      | 06/02/2022   | kmccormi | 513          | (\$12.81)          | TO PAY INVOICE          |
|                      | 06/02/2022   | kmccormi | 610          | \$12.81            | TO PAY INVOICE          |
|                      | 06/02/2022   | kmccormi | 513          | (\$151.11)         | TO PAY INVOICE          |
|                      | 06/02/2022   | kmccormi | 610          | \$151.11           | TO PAY INVOICE          |
| <b>22001935</b>      |              |          |              | <b>\$0.00</b>      |                         |
| 22001936             | 06/06/2022   | pcattin  | 650          | (\$2,038.00)       | COVER COST              |
|                      | 06/06/2022   | pcattin  | 438          | \$2,038.00         | COVER COST              |
| <b>22001936</b>      |              |          |              | <b>\$0.00</b>      |                         |
| 22001937             | 06/06/2022   | pcattin  | 650          | (\$1,357.00)       | COVER COST              |
|                      | 06/06/2022   | pcattin  | 438          | \$1,357.00         | COVER COST              |
| <b>22001937</b>      |              |          |              | <b>\$0.00</b>      |                         |
| 22001938             | 06/06/2022   | pcattin  | 438          | (\$3,000.00)       | COVER COSTS             |
|                      | 06/06/2022   | pcattin  | 438          | \$3,000.00         | COVER COSTS             |
| <b>22001938</b>      |              |          |              | <b>\$0.00</b>      |                         |
| 22001939             | 06/06/2022   | rking1   | 650          | \$6,210.00         | TO COVER SHORTAGES      |
|                      | 06/06/2022   | rking1   | 123          | (\$6,210.00)       | TO COVER SHORTAGES      |
| <b>22001939</b>      |              |          |              | <b>\$0.00</b>      |                         |
| 22001940             | 06/06/2022   | skropp   | 610          | (\$112.87)         |                         |
|                      | 06/06/2022   | skropp   | 513          | \$112.87           |                         |
| <b>22001940</b>      |              |          |              | <b>\$0.00</b>      |                         |
| 22001941             | 06/06/2022   | skropp   | 610          | (\$343.28)         |                         |
|                      | 06/06/2022   | skropp   | 513          | \$343.28           |                         |
| <b>22001941</b>      |              |          |              | <b>\$0.00</b>      |                         |
| 22001942             | 06/06/2022   | skropp   | 513          | (\$549.78)         |                         |
|                      | 06/06/2022   | skropp   | 513          | \$549.78           |                         |
| <b>22001942</b>      |              |          |              | <b>\$0.00</b>      |                         |
| 22001943             | 06/06/2022   | skropp   | 513          | (\$767.74)         |                         |
|                      | 06/06/2022   | skropp   | 513          | \$767.74           |                         |
| <b>22001943</b>      |              |          |              | <b>\$0.00</b>      |                         |
| 22001944             | 06/06/2022   | skropp   | 610          | (\$327.97)         |                         |
|                      | 06/06/2022   | skropp   | 513          | \$327.97           |                         |
| <b>22001944</b>      |              |          |              | <b>\$0.00</b>      |                         |
| 22001945             | 06/06/2022   | skropp   | 513          | (\$531.00)         |                         |
|                      | 06/06/2022   | skropp   | 513          | \$531.00           |                         |
| <b>22001945</b>      |              |          |              | <b>\$0.00</b>      |                         |

## Budget Transfers By Period

| Journal Entry Number | Date Entered | Operator | Account Code | Transaction Amount | Transaction Description   |
|----------------------|--------------|----------|--------------|--------------------|---------------------------|
| 22001946             | 06/07/2022   | dclark1  | 530          | \$56.47            | TO COVER SHORTAGES        |
|                      | 06/07/2022   | dclark1  | 811          | \$620.00           | TO COVER SHORTAGES        |
|                      | 06/07/2022   | dclark1  | 610          | (\$676.47)         | TO COVER SHORTAGES        |
| <b>22001946</b>      |              |          |              | <b>\$0.00</b>      |                           |
| 22001947             | 06/07/2022   | dclark1  | 811          | (\$620.00)         | TO CORRECT MISTAKE        |
|                      | 06/07/2022   | dclark1  | 610          | \$620.00           | TO CORRECT MISTAKE        |
| <b>22001947</b>      |              |          |              | <b>\$0.00</b>      |                           |
| 22001948             | 06/07/2022   | rking1   | 640          | \$32,494.00        | TO COVER SHORTAGES        |
|                      | 06/07/2022   | rking1   | 650          | (\$15,435.00)      | TO COVER SHORTAGES        |
|                      | 06/07/2022   | rking1   | 640          | (\$17,059.00)      | TO COVER SHORTAGES        |
| <b>22001948</b>      |              |          |              | <b>\$0.00</b>      |                           |
| 22001949             | 06/07/2022   | msmith2  | 610          | (\$500.00)         | TRANSFER TO SM 123        |
|                      | 06/07/2022   | msmith2  | 123          | \$500.00           | TRANSFER TO SM 123        |
| <b>22001949</b>      |              |          |              | <b>\$0.00</b>      |                           |
| 22001950             | 06/08/2022   | kleonard | 640          | (\$12.00)          | TO COVER NEGATIVE BALANCE |
|                      | 06/08/2022   | kleonard | 610          | (\$6.65)           | TO COVER NEGATIVE BALANCE |
|                      | 06/08/2022   | kleonard | 610          | (\$3.08)           | TO COVER NEGATIVE BALANCE |
|                      | 06/08/2022   | kleonard | 610          | \$21.73            | TO COVER NEGATIVE BALANCE |
| <b>22001950</b>      |              |          |              | <b>\$0.00</b>      |                           |
| 22001951             | 06/08/2022   | kleonard | 610          | (\$1.09)           | TO COVER NEGATIVE BALANCE |
|                      | 06/08/2022   | kleonard | 610          | \$1.09             | TO COVER NEGATIVE BALANCE |
| <b>22001951</b>      |              |          |              | <b>\$0.00</b>      |                           |
| 22001952             | 06/08/2022   | mdanbach | 610          | \$300.00           |                           |
|                      | 06/08/2022   | mdanbach | 610          | (\$300.00)         |                           |
| <b>22001952</b>      |              |          |              | <b>\$0.00</b>      |                           |
| 22001954             | 06/08/2022   | pcattin  | 438          | (\$5,000.00)       | COVER COST                |
|                      | 06/08/2022   | pcattin  | 650          | \$5,000.00         | COVER COST                |
| <b>22001954</b>      |              |          |              | <b>\$0.00</b>      |                           |
| 22001955             | 06/09/2022   | kleonard | 610          | (\$1,581.24)       | REQUEST OF C. LOGOTHETIS  |
|                      | 06/09/2022   | kleonard | 610          | \$1,581.24         | REQUEST OF C. LOGOTHETIS  |
| <b>22001955</b>      |              |          |              | <b>\$0.00</b>      |                           |
| 22001956             | 06/09/2022   | ralexand | 390          | (\$240.00)         | COVER TRANSPORTATION      |
|                      | 06/09/2022   | ralexand | 513          | \$240.00           | COVER TRANSPORTATION      |
| <b>22001956</b>      |              |          |              | <b>\$0.00</b>      |                           |
| 22001957             | 06/09/2022   | ralexand | 513          | (\$300.00)         | COVER TRANSPORTATION      |
|                      | 06/09/2022   | ralexand | 513          | \$300.00           | COVER TRANSPORTATION      |
| <b>22001957</b>      |              |          |              | <b>\$0.00</b>      |                           |
| 22001958             | 06/09/2022   | ralexand | 513          | (\$90.00)          | COVER TRANSPORTATION      |
|                      | 06/09/2022   | ralexand | 513          | \$90.00            | COVER TRANSPORTATION      |
| <b>22001958</b>      |              |          |              | <b>\$0.00</b>      |                           |

## Budget Transfers By Period

| Journal Entry Number | Date Entered | Operator | Account Code | Transaction Amount | Transaction Description   |
|----------------------|--------------|----------|--------------|--------------------|---------------------------|
| 22001959             | 06/09/2022   | cmoulden | 430          | (\$10,000.00)      | FRM 71T 430 - 71A 610 913 |
|                      | 06/09/2022   | cmoulden | 610          | \$10,000.00        | FRM 71T 430 - 71A 610 913 |
| <b>22001959</b>      |              |          |              | <b>\$0.00</b>      |                           |
| 22001960             | 06/09/2022   | rking1   | 610          | \$2,500.00         | TO COVER SHORTAGES        |
|                      | 06/09/2022   | rking1   | 193          | (\$2,000.00)       | TO COVER SHORTAGES        |
|                      | 06/09/2022   | rking1   | 810          | (\$500.00)         | TO COVER SHORTAGES        |
| <b>22001960</b>      |              |          |              | <b>\$0.00</b>      |                           |
| 22001961             | 06/09/2022   | kpatters | 610          | (\$238.00)         | COVER EXPENSE             |
|                      | 06/09/2022   | kpatters | 635          | \$238.00           | COVER EXPENSE             |
| <b>22001961</b>      |              |          |              | <b>\$0.00</b>      |                           |
| 22001962             | 06/09/2022   | kavaglia | 610          | (\$425.00)         | TO COVER EXPENSES         |
|                      | 06/09/2022   | kavaglia | 550          | \$425.00           | TO COVER EXPENSES         |
| <b>22001962</b>      |              |          |              | <b>\$0.00</b>      |                           |
| 22001963             | 06/10/2022   | kleonard | 610          | (\$10.00)          | TO COVER NEGATIVE         |
|                      | 06/10/2022   | kleonard | 330          | \$10.00            | TO COVER NEGATIVE         |
| <b>22001963</b>      |              |          |              | <b>\$0.00</b>      |                           |
| 22001965             | 06/10/2022   | mtivolia | 330          | (\$3,300.00)       | BUDGET TRANSFER           |
|                      | 06/10/2022   | mtivolia | 430          | \$3,300.00         | BUDGET TRANSFER           |
| <b>22001965</b>      |              |          |              | <b>\$0.00</b>      |                           |
| 22001967             | 06/13/2022   | skropp   | 610          | (\$693.44)         |                           |
|                      | 06/13/2022   | skropp   | 810          | \$693.44           |                           |
| <b>22001967</b>      |              |          |              | <b>\$0.00</b>      |                           |
| 22001968             | 06/13/2022   | skropp   | 810          | (\$0.89)           |                           |
|                      | 06/13/2022   | skropp   | 610          | \$0.89             |                           |
| <b>22001968</b>      |              |          |              | <b>\$0.00</b>      |                           |
| 22001969             | 06/13/2022   | skropp   | 580          | (\$200.00)         |                           |
|                      | 06/13/2022   | skropp   | 610          | \$200.00           |                           |
| <b>22001969</b>      |              |          |              | <b>\$0.00</b>      |                           |
| 22001970             | 06/13/2022   | skropp   | 513          | (\$69.06)          |                           |
|                      | 06/13/2022   | skropp   | 610          | \$69.06            |                           |
| <b>22001970</b>      |              |          |              | <b>\$0.00</b>      |                           |
| 22001971             | 06/13/2022   | skropp   | 390          | (\$61.00)          |                           |
|                      | 06/13/2022   | skropp   | 610          | \$61.00            |                           |
| <b>22001971</b>      |              |          |              | <b>\$0.00</b>      |                           |
| 22001972             | 06/13/2022   | skropp   | 610          | (\$223.80)         |                           |
|                      | 06/13/2022   | skropp   | 610          | \$223.80           |                           |
| <b>22001972</b>      |              |          |              | <b>\$0.00</b>      |                           |
| 22001973             | 06/13/2022   | skropp   | 513          | (\$0.62)           |                           |
|                      | 06/13/2022   | skropp   | 610          | \$0.62             |                           |
| <b>22001973</b>      |              |          |              | <b>\$0.00</b>      |                           |

## Budget Transfers By Period

| Journal Entry Number | Date Entered | Operator | Account Code | Transaction Amount | Transaction Description |
|----------------------|--------------|----------|--------------|--------------------|-------------------------|
| 22001974             | 06/13/2022   | skropp   | 810          | (\$78.00)          |                         |
|                      | 06/13/2022   | skropp   | 610          | \$78.00            |                         |
| <b>22001974</b>      |              |          |              | <b>\$0.00</b>      |                         |
| 22001975             | 06/13/2022   | skropp   | 810          | (\$0.50)           |                         |
|                      | 06/13/2022   | skropp   | 610          | \$0.50             |                         |
| <b>22001975</b>      |              |          |              | <b>\$0.00</b>      |                         |
| 22001976             | 06/13/2022   | skropp   | 610          | (\$97.70)          |                         |
|                      | 06/13/2022   | skropp   | 610          | \$97.70            |                         |
| <b>22001976</b>      |              |          |              | <b>\$0.00</b>      |                         |
| 22001977             | 06/13/2022   | skropp   | 810          | (\$296.39)         |                         |
|                      | 06/13/2022   | skropp   | 610          | \$296.39           |                         |
| <b>22001977</b>      |              |          |              | <b>\$0.00</b>      |                         |
| 22001978             | 06/13/2022   | skropp   | 610          | (\$199.74)         |                         |
|                      | 06/13/2022   | skropp   | 610          | \$199.74           |                         |
| <b>22001978</b>      |              |          |              | <b>\$0.00</b>      |                         |
| 22001979             | 06/13/2022   | kavaglia | 811          | (\$596.00)         | TO COVER EXPENSES       |
|                      | 06/13/2022   | kavaglia | 430          | \$596.00           | TO COVER EXPENSES       |
| <b>22001979</b>      |              |          |              | <b>\$0.00</b>      |                         |
| 22001980             | 06/13/2022   | ralexand | 513          | (\$30.00)          | COVER DUES              |
|                      | 06/13/2022   | ralexand | 810          | \$30.00            | COVER DUES              |
| <b>22001980</b>      |              |          |              | <b>\$0.00</b>      |                         |
| 22001981             | 06/13/2022   | ralexand | 390          | (\$10.00)          | COVER DUES              |
|                      | 06/13/2022   | ralexand | 810          | \$10.00            | COVER DUES              |
| <b>22001981</b>      |              |          |              | <b>\$0.00</b>      |                         |
| 22001982             | 06/13/2022   | ralexand | 390          | (\$15.00)          | COVER DUES              |
|                      | 06/13/2022   | ralexand | 810          | \$15.00            | COVER DUES              |
| <b>22001982</b>      |              |          |              | <b>\$0.00</b>      |                         |
| 22001983             | 06/13/2022   | ralexand | 513          | (\$30.00)          | COVER DUES              |
|                      | 06/13/2022   | ralexand | 810          | \$30.00            | COVER DUES              |
| <b>22001983</b>      |              |          |              | <b>\$0.00</b>      |                         |
| 22001984             | 06/13/2022   | ralexand | 610          | (\$20.00)          | COVER DUES              |
|                      | 06/13/2022   | ralexand | 810          | \$20.00            | COVER DUES              |
| <b>22001984</b>      |              |          |              | <b>\$0.00</b>      |                         |
| 22001985             | 06/13/2022   | ralexand | 390          | (\$10.00)          | COVER DUES              |
|                      | 06/13/2022   | ralexand | 810          | \$10.00            | COVER DUES              |
| <b>22001985</b>      |              |          |              | <b>\$0.00</b>      |                         |
| 22001986             | 06/13/2022   | ralexand | 513          | (\$15.00)          | COVER DUES              |
|                      | 06/13/2022   | ralexand | 810          | \$15.00            | COVER DUES              |
| <b>22001986</b>      |              |          |              | <b>\$0.00</b>      |                         |
| 22001987             | 06/13/2022   | ralexand | 513          | (\$15.00)          | COVER DUES              |
|                      | 06/13/2022   | ralexand | 810          | \$15.00            | COVER DUES              |
| <b>22001987</b>      |              |          |              | <b>\$0.00</b>      |                         |

## Budget Transfers By Period

| Journal Entry Number | Date Entered | Operator | Account Code | Transaction Amount | Transaction Description |
|----------------------|--------------|----------|--------------|--------------------|-------------------------|
| 22001988             | 06/13/2022   | ralexand | 610          | (\$15.00)          | COVER DUES              |
|                      | 06/13/2022   | ralexand | 810          | \$15.00            | COVER DUES              |
| <b>22001988</b>      |              |          |              | <b>\$0.00</b>      |                         |
| 22001989             | 06/13/2022   | ralexand | 390          | (\$100.00)         | COVER DUES              |
|                      | 06/13/2022   | ralexand | 810          | \$100.00           | COVER DUES              |
| <b>22001989</b>      |              |          |              | <b>\$0.00</b>      |                         |
| 22001990             | 06/13/2022   | ralexand | 513          | (\$30.00)          | COVER DUES              |
|                      | 06/13/2022   | ralexand | 810          | \$30.00            | COVER DUES              |
| <b>22001990</b>      |              |          |              | <b>\$0.00</b>      |                         |
| 22001991             | 06/13/2022   | ralexand | 610          | (\$40.00)          | COVER DUES              |
|                      | 06/13/2022   | ralexand | 810          | \$40.00            | COVER DUES              |
| <b>22001991</b>      |              |          |              | <b>\$0.00</b>      |                         |
| 22001992             | 06/13/2022   | ralexand | 390          | (\$45.00)          | COVER DUES              |
|                      | 06/13/2022   | ralexand | 810          | \$45.00            | COVER DUES              |
| <b>22001992</b>      |              |          |              | <b>\$0.00</b>      |                         |
| 22001993             | 06/13/2022   | ralexand | 513          | (\$320.00)         | COVER DUES              |
|                      | 06/13/2022   | ralexand | 810          | \$320.00           | COVER DUES              |
| <b>22001993</b>      |              |          |              | <b>\$0.00</b>      |                         |
| 22001994             | 06/13/2022   | ralexand | 610          | (\$20.00)          | COVER DUES              |
|                      | 06/13/2022   | ralexand | 810          | \$20.00            | COVER DUES              |
| <b>22001994</b>      |              |          |              | <b>\$0.00</b>      |                         |
| 22001995             | 06/13/2022   | ralexand | 513          | (\$15.00)          | COVER DUES              |
|                      | 06/13/2022   | ralexand | 810          | \$15.00            | COVER DUES              |
| <b>22001995</b>      |              |          |              | <b>\$0.00</b>      |                         |
| 22001996             | 06/13/2022   | ralexand | 390          | (\$600.00)         | COVER DUES              |
|                      | 06/13/2022   | ralexand | 810          | \$600.00           | COVER DUES              |
| <b>22001996</b>      |              |          |              | <b>\$0.00</b>      |                         |
| 22001997             | 06/13/2022   | ralexand | 513          | (\$630.00)         | COVER DUES              |
|                      | 06/13/2022   | ralexand | 810          | \$630.00           | COVER DUES              |
| <b>22001997</b>      |              |          |              | <b>\$0.00</b>      |                         |
| 22001998             | 06/13/2022   | ralexand | 810          | (\$60.00)          | COVER DUES              |
|                      | 06/13/2022   | ralexand | 810          | \$60.00            | COVER DUES              |
| <b>22001998</b>      |              |          |              | <b>\$0.00</b>      |                         |
| 22001999             | 06/13/2022   | ralexand | 390          | (\$65.00)          | COVER DUES              |
|                      | 06/13/2022   | ralexand | 810          | \$65.00            | COVER DUES              |
| <b>22001999</b>      |              |          |              | <b>\$0.00</b>      |                         |
| 22002000             | 06/13/2022   | ralexand | 513          | (\$60.00)          | COVER DUES              |
|                      | 06/13/2022   | ralexand | 810          | \$60.00            | COVER DUES              |
| <b>22002000</b>      |              |          |              | <b>\$0.00</b>      |                         |
| 22002001             | 06/13/2022   | ralexand | 390          | (\$560.00)         | COVER DUES              |
|                      | 06/13/2022   | ralexand | 810          | \$560.00           | COVER DUES              |
| <b>22002001</b>      |              |          |              | <b>\$0.00</b>      |                         |

## Budget Transfers By Period

| Journal Entry Number | Date Entered | Operator | Account Code | Transaction Amount | Transaction Description |
|----------------------|--------------|----------|--------------|--------------------|-------------------------|
| 22002002             | 06/13/2022   | ralexand | 513          | (\$990.00)         | COVER DUES              |
|                      | 06/13/2022   | ralexand | 810          | \$990.00           | COVER DUES              |
| <b>22002002</b>      |              |          |              | <b>\$0.00</b>      |                         |
| 22002003             | 06/13/2022   | ralexand | 513          | (\$10.00)          | COVER DUES              |
|                      | 06/13/2022   | ralexand | 810          | \$10.00            | COVER DUES              |
| <b>22002003</b>      |              |          |              | <b>\$0.00</b>      |                         |
| 22002004             | 06/13/2022   | ralexand | 390          | (\$25.00)          | COVER DUES              |
|                      | 06/13/2022   | ralexand | 810          | \$25.00            | COVER DUES              |
| <b>22002004</b>      |              |          |              | <b>\$0.00</b>      |                         |
| 22002005             | 06/13/2022   | ralexand | 610          | (\$120.00)         | COVER DUES              |
|                      | 06/13/2022   | ralexand | 810          | \$120.00           | COVER DUES              |
| <b>22002005</b>      |              |          |              | <b>\$0.00</b>      |                         |
| 22002006             | 06/13/2022   | kavaglia | 610          | (\$8.29)           | TO COVER EXPENSES       |
|                      | 06/13/2022   | kavaglia | 610          | \$8.29             | TO COVER EXPENSES       |
| <b>22002006</b>      |              |          |              | <b>\$0.00</b>      |                         |
| 22002007             | 06/13/2022   | kavaglia | 610          | (\$130.00)         | TO COVER EXPENSES       |
|                      | 06/13/2022   | kavaglia | 390          | \$130.00           | TO COVER EXPENSES       |
| <b>22002007</b>      |              |          |              | <b>\$0.00</b>      |                         |
| 22002008             | 06/13/2022   | rking1   | 123          | \$1,800.00         | TO COVER SHORTAGES      |
|                      | 06/13/2022   | rking1   | 640          | (\$1,800.00)       | TO COVER SHORTAGES      |
| <b>22002008</b>      |              |          |              | <b>\$0.00</b>      |                         |
| 22002009             | 06/13/2022   | rking1   | 650          | \$622.80           | TO COVER SHORTAGES      |
|                      | 06/13/2022   | rking1   | 640          | (\$622.80)         | TO COVER SHORTAGES      |
| <b>22002009</b>      |              |          |              | <b>\$0.00</b>      |                         |
| 22002010             | 06/13/2022   | rking1   | 640          | \$968.17           | TO COVER SHORTAGES      |
|                      | 06/13/2022   | rking1   | 650          | (\$955.15)         | TO COVER SHORTAGES      |
|                      | 06/13/2022   | rking1   | 610          | (\$13.02)          | TO COVER SHORTAGES      |
| <b>22002010</b>      |              |          |              | <b>\$0.00</b>      |                         |
| 22002011             | 06/13/2022   | rking1   | 610          | \$1,000.00         | TO COVER SHORTAGES      |
|                      | 06/13/2022   | rking1   | 302          | (\$1,000.00)       | TO COVER SHORTAGES      |
| <b>22002011</b>      |              |          |              | <b>\$0.00</b>      |                         |
| 22002012             | 06/13/2022   | kavaglia | 513          | (\$212.90)         | TO COVER EXPENSES       |
|                      | 06/13/2022   | kavaglia | 513          | \$212.90           | TO COVER EXPENSES       |
| <b>22002012</b>      |              |          |              | <b>\$0.00</b>      |                         |
| 22002013             | 06/13/2022   | rking1   | 123          | \$86.48            | TO COVER SHORTAGES      |
|                      | 06/13/2022   | rking1   | 640          | (\$86.48)          | TO COVER SHORTAGES      |
| <b>22002013</b>      |              |          |              | <b>\$0.00</b>      |                         |
| 22002014             | 06/13/2022   | rking1   | 123          | \$177.26           | TO COVER SHORTAGES      |
|                      | 06/13/2022   | rking1   | 315          | (\$177.26)         | TO COVER SHORTAGES      |
| <b>22002014</b>      |              |          |              | <b>\$0.00</b>      |                         |



## Budget Transfers By Period

| Journal Entry Number | Date Entered | Operator | Account Code | Transaction Amount | Transaction Description |
|----------------------|--------------|----------|--------------|--------------------|-------------------------|
| 22002015             | 06/13/2022   | rking1   | 581          | \$53.70            | TO COVER SHORTAGES      |
|                      | 06/13/2022   | rking1   | 315          | (\$53.70)          | TO COVER SHORTAGES      |
| <b>22002015</b>      |              |          |              | <b>\$0.00</b>      |                         |
| 22002016             | 06/13/2022   | rking1   | 123          | \$267.04           | TO COVER SHORTAGES      |
|                      | 06/13/2022   | rking1   | 441          | (\$267.04)         | TO COVER SHORTAGES      |
| <b>22002016</b>      |              |          |              | <b>\$0.00</b>      |                         |
| 22002017             | 06/13/2022   | rking1   | 123          | \$207.54           | TO COVER SHORTAGES      |
|                      | 06/13/2022   | rking1   | 441          | (\$207.54)         | TO COVER SHORTAGES      |
| <b>22002017</b>      |              |          |              | <b>\$0.00</b>      |                         |
| 22002018             | 06/13/2022   | rking1   | 123          | \$958.30           | TO COVER SHORTAGES      |
|                      | 06/13/2022   | rking1   | 324          | (\$958.30)         | TO COVER SHORTAGES      |
| <b>22002018</b>      |              |          |              | <b>\$0.00</b>      |                         |
| 22002019             | 06/13/2022   | rking1   | 581          | \$1,034.50         | TO COVER SHORTAGES      |
|                      | 06/13/2022   | rking1   | 123          | (\$365.01)         | TO COVER SHORTAGES      |
|                      | 06/13/2022   | rking1   | 430          | (\$298.50)         | TO COVER SHORTAGES      |
|                      | 06/13/2022   | rking1   | 610          | (\$7.61)           | TO COVER SHORTAGES      |
|                      | 06/13/2022   | rking1   | 315          | (\$363.38)         | TO COVER SHORTAGES      |
| <b>22002019</b>      |              |          |              | <b>\$0.00</b>      |                         |
| 22002020             | 06/13/2022   | rking1   | 580          | \$68.89            | TO COVER SHORTAGES      |
|                      | 06/13/2022   | rking1   | 123          | (\$68.89)          | TO COVER SHORTAGES      |
| <b>22002020</b>      |              |          |              | <b>\$0.00</b>      |                         |
| 22002021             | 06/13/2022   | rking1   | 581          | \$50.32            | TO COVER SHORTAGES      |
|                      | 06/13/2022   | rking1   | 123          | (\$50.32)          | TO COVER SHORTAGES      |
| <b>22002021</b>      |              |          |              | <b>\$0.00</b>      |                         |
| 22002022             | 06/13/2022   | rking1   | 123          | \$684.58           | TO COVER SHORTAGES      |
|                      | 06/13/2022   | rking1   | 315          | (\$527.33)         | TO COVER SHORTAGES      |
|                      | 06/13/2022   | rking1   | 610          | (\$14.49)          | TO COVER SHORTAGES      |
|                      | 06/13/2022   | rking1   | 315          | (\$70.65)          | TO COVER SHORTAGES      |
|                      | 06/13/2022   | rking1   | 513          | (\$72.11)          | TO COVER SHORTAGES      |
| <b>22002022</b>      |              |          |              | <b>\$0.00</b>      |                         |
| 22002023             | 06/13/2022   | rking1   | 635          | \$47.50            | TO COVER SHORTAGES      |
|                      | 06/13/2022   | rking1   | 513          | (\$47.50)          | TO COVER SHORTAGES      |
| <b>22002023</b>      |              |          |              | <b>\$0.00</b>      |                         |
| 22002024             | 06/13/2022   | rking1   | 650          | \$202.83           | TO COVER SHORTAGES      |
|                      | 06/13/2022   | rking1   | 610          | (\$202.83)         | TO COVER SHORTAGES      |
| <b>22002024</b>      |              |          |              | <b>\$0.00</b>      |                         |
| 22002025             | 06/13/2022   | rking1   | 530          | \$4.94             | TO COVER SHORTAGES      |
|                      | 06/13/2022   | rking1   | 580          | (\$4.94)           | TO COVER SHORTAGES      |
| <b>22002025</b>      |              |          |              | <b>\$0.00</b>      |                         |
| 22002026             | 06/13/2022   | rking1   | 581          | \$150.00           | TO COVER SHORTAGES      |
|                      | 06/13/2022   | rking1   | 580          | (\$150.00)         | TO COVER SHORTAGES      |
| <b>22002026</b>      |              |          |              | <b>\$0.00</b>      |                         |

## Budget Transfers By Period

| Journal Entry Number | Date Entered | Operator | Account Code | Transaction Amount | Transaction Description |
|----------------------|--------------|----------|--------------|--------------------|-------------------------|
| 22002027             | 06/13/2022   | rking1   | 635          | \$250.00           | TO COVER SHORTAGES      |
|                      | 06/13/2022   | rking1   | 580          | (\$250.00)         | TO COVER SHORTAGES      |
| <b>22002027</b>      |              |          |              | <b>\$0.00</b>      |                         |
| 22002028             | 06/13/2022   | rking1   | 581          | \$87.98            | TO COVER SHORTAGES      |
|                      | 06/13/2022   | rking1   | 580          | (\$87.98)          | TO COVER SHORTAGES      |
| <b>22002028</b>      |              |          |              | <b>\$0.00</b>      |                         |
| 22002029             | 06/13/2022   | rking1   | 635          | \$131.04           | TO COVER SHORTAGES      |
|                      | 06/13/2022   | rking1   | 610          | (\$131.04)         | TO COVER SHORTAGES      |
| <b>22002029</b>      |              |          |              | <b>\$0.00</b>      |                         |
| 22002030             | 06/13/2022   | rking1   | 530          | \$1.97             | TO COVER SHORTAGES      |
|                      | 06/13/2022   | rking1   | 581          | (\$1.97)           | TO COVER SHORTAGES      |
| <b>22002030</b>      |              |          |              | <b>\$0.00</b>      |                         |
| 22002032             | 06/13/2022   | rking1   | 123          | \$1,049.65         | TO COVER SHORTAGES      |
|                      | 06/13/2022   | rking1   | 610          | (\$218.97)         | TO COVER SHORTAGES      |
|                      | 06/13/2022   | rking1   | 315          | (\$830.68)         | TO COVER SHORTAGES      |
| <b>22002032</b>      |              |          |              | <b>\$0.00</b>      |                         |
| 22002033             | 06/13/2022   | dclark1  | 123          | \$180.00           | TO COVER SHORTAGES      |
|                      | 06/13/2022   | dclark1  | 123          | (\$180.00)         | TO COVER SHORTAGES      |
| <b>22002033</b>      |              |          |              | <b>\$0.00</b>      |                         |
| 22002035             | 06/13/2022   | ehayes   | 550          | (\$145.10)         | SUB                     |
|                      | 06/13/2022   | ehayes   | 315          | \$145.10           | SUB                     |
| <b>22002035</b>      |              |          |              | <b>\$0.00</b>      |                         |
| 22002036             | 06/14/2022   | kmccormi | 610          | (\$746.00)         | TO PAY BILL             |
|                      | 06/14/2022   | kmccormi | 610          | \$746.00           | TO PAY BILL             |
| <b>22002036</b>      |              |          |              | <b>\$0.00</b>      |                         |
| 22002037             | 06/14/2022   | kmccormi | 610          | (\$2,016.00)       | TO PAY BILL             |
|                      | 06/14/2022   | kmccormi | 610          | \$2,016.00         | TO PAY BILL             |
| <b>22002037</b>      |              |          |              | <b>\$0.00</b>      |                         |
| 22002038             | 06/14/2022   | ralexand | 610          | (\$10.00)          | COVER SCIENCE SUPPLIES  |
|                      | 06/14/2022   | ralexand | 610          | \$10.00            | COVER SCIENCE SUPPLIES  |
| <b>22002038</b>      |              |          |              | <b>\$0.00</b>      |                         |
| 22002039             | 06/14/2022   | ralexand | 550          | (\$207.18)         | COVER PE OVERDRAFT      |
|                      | 06/14/2022   | ralexand | 610          | \$207.18           | COVER PE OVERDRAFT      |
| <b>22002039</b>      |              |          |              | <b>\$0.00</b>      |                         |
| 22002040             | 06/14/2022   | ehayes   | 550          | (\$5,900.00)       | COVER 581               |
|                      | 06/14/2022   | ehayes   | 581          | \$5,900.00         | COVER 581               |
| <b>22002040</b>      |              |          |              | <b>\$0.00</b>      |                         |
| 22002042             | 06/14/2022   | ehayes   | 811          | (\$300.00)         | SHIRIN ABSENCES         |
|                      | 06/14/2022   | ehayes   | 315          | \$300.00           | SHIRIN ABSENCES         |
| <b>22002042</b>      |              |          |              | <b>\$0.00</b>      |                         |

## Budget Transfers By Period

| Journal Entry Number | Date Entered | Operator | Account Code | Transaction Amount | Transaction Description |
|----------------------|--------------|----------|--------------|--------------------|-------------------------|
| 22002043             | 06/15/2022   | lcherash | 300          | \$772.62           | POLICE COVERAGE         |
|                      | 06/15/2022   | lcherash | 610          | (\$772.62)         | POLICE COVERAGE         |
| <b>22002043</b>      |              |          |              | <b>\$0.00</b>      |                         |
| 22002044             | 06/15/2022   | dclark1  | 153          | \$200.00           | TO COVER SHORTAGES      |
|                      | 06/15/2022   | dclark1  | 530          | \$90.00            | TO COVER SHORTAGES      |
|                      | 06/15/2022   | dclark1  | 640          | \$4,000.00         | TO COVER SHORTAGES      |
|                      | 06/15/2022   | dclark1  | 610          | (\$4,290.00)       | TO COVER SHORTAGES      |
| <b>22002044</b>      |              |          |              | <b>\$0.00</b>      |                         |
| 22002047             | 06/15/2022   | mbrown1  | 610          | (\$9.01)           | TO 1110-123             |
|                      | 06/15/2022   | mbrown1  | 610          | (\$16.80)          | TO 1110-123             |
|                      | 06/15/2022   | mbrown1  | 650          | (\$5.21)           | TO 1110-123             |
|                      | 06/15/2022   | mbrown1  | 610          | (\$20.02)          | TO 1110-123             |
|                      | 06/15/2022   | mbrown1  | 123          | \$51.04            | TO 1110-123             |
| <b>22002047</b>      |              |          |              | <b>\$0.00</b>      |                         |
| 22002048             | 06/15/2022   | mbrown1  | 610          | (\$985.76)         | TO 1110-315             |
|                      | 06/15/2022   | mbrown1  | 610          | (\$52.26)          | TO 1110-315             |
|                      | 06/15/2022   | mbrown1  | 580          | (\$158.00)         | TO 1110-315             |
|                      | 06/15/2022   | mbrown1  | 315          | \$1,196.02         | TO 1110-315             |
| <b>22002048</b>      |              |          |              | <b>\$0.00</b>      |                         |
| 22002049             | 06/15/2022   | mbrown1  | 635          | (\$43.77)          | TO COV NEG 2380-610     |
|                      | 06/15/2022   | mbrown1  | 610          | \$43.77            | TO COV NEG 2380-610     |
| <b>22002049</b>      |              |          |              | <b>\$0.00</b>      |                         |
| 22002050             | 06/15/2022   | kmccormi | 610          | (\$263.33)         | TO PAY BUS BILL         |
|                      | 06/15/2022   | kmccormi | 513          | \$263.33           | TO PAY BUS BILL         |
|                      | 06/15/2022   | kmccormi | 610          | (\$207.56)         | TO PAY BUS BILL         |
|                      | 06/15/2022   | kmccormi | 513          | \$207.56           | TO PAY BUS BILL         |
| <b>22002050</b>      |              |          |              | <b>\$0.00</b>      |                         |
| 22002052             | 06/15/2022   | rking1   | 640          | \$8,814.53         | TO COVER SHORTAGES      |
|                      | 06/15/2022   | rking1   | 123          | (\$944.97)         | TO COVER SHORTAGES      |
|                      | 06/15/2022   | rking1   | 550          | (\$164.52)         | TO COVER SHORTAGES      |
|                      | 06/15/2022   | rking1   | 635          | (\$16.57)          | TO COVER SHORTAGES      |
|                      | 06/15/2022   | rking1   | 123          | (\$3,200.00)       | TO COVER SHORTAGES      |
|                      | 06/15/2022   | rking1   | 610          | (\$407.59)         | TO COVER SHORTAGES      |
|                      | 06/15/2022   | rking1   | 610          | (\$0.40)           | TO COVER SHORTAGES      |
|                      | 06/15/2022   | rking1   | 640          | (\$1,778.00)       | TO COVER SHORTAGES      |
|                      | 06/15/2022   | rking1   | 123          | (\$1,728.70)       | TO COVER SHORTAGES      |
|                      | 06/15/2022   | rking1   | 640          | (\$573.78)         | TO COVER SHORTAGES      |
| <b>22002052</b>      |              |          |              | <b>\$0.00</b>      |                         |
| 22002053             | 06/15/2022   | lgoldste | 123          | (\$471.62)         | KELLY INVOICE 616872    |
|                      | 06/15/2022   | lgoldste | 315          | \$471.62           | KELLY INVOICE 616872    |
| <b>22002053</b>      |              |          |              | <b>\$0.00</b>      |                         |

## Budget Transfers By Period

| Journal Entry Number | Date Entered    | Operator | Account Code | Transaction Amount | Transaction Description   |
|----------------------|-----------------|----------|--------------|--------------------|---------------------------|
| 22002054             | 06/15/2022      | lgoldste | 123          | (\$1,179.05)       | KELLY INVOICE 619894      |
|                      | 06/15/2022      | lgoldste | 315          | \$1,179.05         | KELLY INVOICE 619894      |
| <b>22002054</b>      |                 |          |              | <b>\$0.00</b>      |                           |
| 22002055             | 06/16/2022      | dclark1  | 123          | \$1,000.00         | TO COVER SHORTAGES        |
|                      | 06/16/2022      | dclark1  | 302          | (\$1,000.00)       | TO COVER SHORTAGES        |
| <b>22002055</b>      |                 |          |              | <b>\$0.00</b>      |                           |
| 22002058             | 06/16/2022      | dclark1  | 810          | \$450.00           | TO COVER SHORTAGES        |
|                      | 06/16/2022      | dclark1  | 581          | (\$450.00)         | TO COVER SHORTAGES        |
| <b>22002058</b>      |                 |          |              | <b>\$0.00</b>      |                           |
| 22002060             | 06/16/2022      | kavaglia | 390          | (\$70.00)          | TO COVER EXPENSES         |
|                      | 06/16/2022      | kavaglia | 390          | \$70.00            | TO COVER EXPENSES         |
| <b>22002060</b>      |                 |          |              | <b>\$0.00</b>      |                           |
| 22002061             | 06/16/2022      | rking1   | 635          | \$318.50           | TO COVER SHORTAGES        |
|                      | 06/16/2022      | rking1   | 610          | (\$318.50)         | TO COVER SHORTAGES        |
| <b>22002061</b>      |                 |          |              | <b>\$0.00</b>      |                           |
| 22002062             | 06/16/2022      | rking1   | 650          | \$3,216.00         | TO COVER SHORTAGES        |
|                      | 06/16/2022      | rking1   | 610          | (\$3,216.00)       | TO COVER SHORTAGES        |
| <b>22002062</b>      |                 |          |              | <b>\$0.00</b>      |                           |
| 22002063             | 06/16/2022      | rking1   | 610          | \$7,525.47         | TO COVER SHORTAGES        |
|                      | 06/16/2022      | rking1   | 610          | (\$1,279.25)       | TO COVER SHORTAGES        |
|                      | 06/16/2022      | rking1   | 640          | (\$1,048.40)       | TO COVER SHORTAGES        |
|                      | 06/16/2022      | rking1   | 650          | (\$167.14)         | TO COVER SHORTAGES        |
|                      | 06/16/2022      | rking1   | 315          | (\$122.02)         | TO COVER SHORTAGES        |
|                      | 06/16/2022      | rking1   | 581          | (\$31.88)          | TO COVER SHORTAGES        |
|                      | 06/16/2022      | rking1   | 640          | (\$90.82)          | TO COVER SHORTAGES        |
|                      | 06/16/2022      | rking1   | 123          | (\$3,500.00)       | TO COVER SHORTAGES        |
|                      | 06/16/2022      | rking1   | 315          | (\$292.96)         | TO COVER SHORTAGES        |
|                      | 06/16/2022      | rking1   | 324          | (\$93.00)          | TO COVER SHORTAGES        |
|                      | 06/16/2022      | rking1   | 610          | (\$900.00)         | TO COVER SHORTAGES        |
|                      | <b>22002063</b> |          |              |                    | <b>\$0.00</b>             |
| 22002064             | 06/16/2022      | rking1   | 640          | \$7,525.47         | TO COVER SHORTAGES        |
|                      | 06/16/2022      | rking1   | 610          | (\$7,525.47)       | TO COVER SHORTAGES        |
| <b>22002064</b>      |                 |          |              | <b>\$0.00</b>      |                           |
| 22002065             | 06/16/2022      | rking1   | 650          | \$20,000.00        | TO COVER SHORTAGES        |
|                      | 06/16/2022      | rking1   | 640          | (\$20,000.00)      | TO COVER SHORTAGES        |
| <b>22002065</b>      |                 |          |              | <b>\$0.00</b>      |                           |
| 22002066             | 06/17/2022      | mbrown1  | 610          | (\$167.67)         | TO COV POLICE INV FOR GRA |
|                      | 06/17/2022      | mbrown1  | 610          | (\$61.78)          | TO COV POLICE INV FOR GRA |
|                      | 06/17/2022      | mbrown1  | 640          | (\$27.62)          | TO COV POLICE INV FOR GRA |
|                      | 06/17/2022      | mbrown1  | 610          | (\$102.93)         | TO COV POLICE INV FOR GRA |
|                      | 06/17/2022      | mbrown1  | 610          | \$360.00           | TO COV POLICE INV FOR GRA |
| <b>22002066</b>      |                 |          |              | <b>\$0.00</b>      |                           |

## Budget Transfers By Period

| Journal Entry Number | Date Entered | Operator | Account Code | Transaction Amount | Transaction Description |
|----------------------|--------------|----------|--------------|--------------------|-------------------------|
| 22002067             | 06/17/2022   | tmbaxter | 610          | (\$1.01)           |                         |
|                      | 06/17/2022   | tmbaxter | 610          | \$1.01             |                         |
| <b>22002067</b>      |              |          |              | <b>\$0.00</b>      |                         |
| 22002068             | 06/17/2022   | tmbaxter | 610          | (\$1.25)           |                         |
|                      | 06/17/2022   | tmbaxter | 610          | \$1.25             |                         |
| <b>22002068</b>      |              |          |              | <b>\$0.00</b>      |                         |
| 22002069             | 06/17/2022   | tmbaxter | 610          | (\$1,000.00)       |                         |
|                      | 06/17/2022   | tmbaxter | 650          | \$1,000.00         |                         |
| <b>22002069</b>      |              |          |              | <b>\$0.00</b>      |                         |
| 22002070             | 06/17/2022   | rking1   | 610          | \$500.00           | TO COVER SHORTAGES      |
|                      | 06/17/2022   | rking1   | 580          | (\$500.00)         | TO COVER SHORTAGES      |
| <b>22002070</b>      |              |          |              | <b>\$0.00</b>      |                         |
| 22002071             | 06/17/2022   | rking1   | 610          | \$1,500.00         | TO COVER SHORTAGES      |
|                      | 06/17/2022   | rking1   | 640          | (\$1,500.00)       | TO COVER SHORTAGES      |
| <b>22002071</b>      |              |          |              | <b>\$0.00</b>      |                         |
| 22002072             | 06/20/2022   | lteodoro | 330          | (\$11,500.00)      | EXCEEDED FUNDS          |
|                      | 06/20/2022   | lteodoro | 350          | \$11,500.00        | EXCEEDED FUNDS          |
| <b>22002072</b>      |              |          |              | <b>\$0.00</b>      |                         |
| 22002073             | 06/20/2022   | rking1   | 635          | \$436.25           | TO COVER SHORTAGES      |
|                      | 06/20/2022   | rking1   | 640          | (\$436.25)         | TO COVER SHORTAGES      |
| <b>22002073</b>      |              |          |              | <b>\$0.00</b>      |                         |
| 22002074             | 06/20/2022   | rking1   | 123          | \$450.00           | TO COVER SHORTAGES      |
|                      | 06/20/2022   | rking1   | 315          | (\$244.88)         | TO COVER SHORTAGES      |
|                      | 06/20/2022   | rking1   | 610          | (\$205.12)         | TO COVER SHORTAGES      |
| <b>22002074</b>      |              |          |              | <b>\$0.00</b>      |                         |
| 22002075             | 06/20/2022   | lgoldste | 635          | \$410.00           | COVER TRAINING LUNCHES  |
|                      | 06/20/2022   | lgoldste | 324          | (\$410.00)         | COVER TRAINING LUNCHES  |
| <b>22002075</b>      |              |          |              | <b>\$0.00</b>      |                         |
| 22002076             | 06/21/2022   | jzoretic | 610          | (\$15.89)          |                         |
|                      | 06/21/2022   | jzoretic | 153          | \$15.89            |                         |
| <b>22002076</b>      |              |          |              | <b>\$0.00</b>      |                         |
| 22002077             | 06/21/2022   | kavaglia | 610          | (\$15.00)          | TO COVER EXPENSES       |
|                      | 06/21/2022   | kavaglia | 640          | \$15.00            | TO COVER EXPENSES       |
| <b>22002077</b>      |              |          |              | <b>\$0.00</b>      |                         |
| 22002078             | 06/21/2022   | cmoulden | 610          | (\$1,000.00)       | FR 71L 913 610 TO 581   |
|                      | 06/21/2022   | cmoulden | 581          | \$1,000.00         | FR 71L 913 610 TO 581   |
| <b>22002078</b>      |              |          |              | <b>\$0.00</b>      |                         |
| 22002080             | 06/21/2022   | scatramb | 610          | (\$38.40)          | COVER NEGATIVE          |
|                      | 06/21/2022   | scatramb | 610          | \$38.40            | COVER NEGATIVE          |
|                      | 06/21/2022   | scatramb | 610          | (\$34.82)          | COVER NEGATIVE          |
|                      | 06/21/2022   | scatramb | 153          | \$34.82            | COVER NEGATIVE          |

## Budget Transfers By Period

| Journal Entry Number | Date Entered | Operator | Account Code | Transaction Amount | Transaction Description |
|----------------------|--------------|----------|--------------|--------------------|-------------------------|
| 22002080             | 06/21/2022   | scatramb | 610          | (\$71.77)          | COVER NEGATIVE          |
|                      | 06/21/2022   | scatramb | 153          | \$71.77            | COVER NEGATIVE          |
| <b>22002080</b>      |              |          |              | <b>\$0.00</b>      |                         |
| 22002081             | 06/21/2022   | cmoulden | 610          | (\$2,000.00)       | FR 70F 914 610 TO 430   |
|                      | 06/21/2022   | cmoulden | 430          | \$2,000.00         | FR 70F 914 610 TO 430   |
| <b>22002081</b>      |              |          |              | <b>\$0.00</b>      |                         |
| 22002083             | 06/21/2022   | kavaglia | 610          | (\$212.96)         | TO COVER EXPENSES       |
|                      | 06/21/2022   | kavaglia | 610          | \$212.96           | TO COVER EXPENSES       |
| <b>22002083</b>      |              |          |              | <b>\$0.00</b>      |                         |
| 22002084             | 06/21/2022   | dclark1  | 153          | \$600.00           | TO COVER SHORTAGES      |
|                      | 06/21/2022   | dclark1  | 811          | \$1,200.00         | TO COVER SHORTAGES      |
|                      | 06/21/2022   | dclark1  | 811          | (\$1,800.00)       | TO COVER SHORTAGES      |
| <b>22002084</b>      |              |          |              | <b>\$0.00</b>      |                         |
| 22002085             | 06/21/2022   | etaggart | 610          | (\$61.26)          |                         |
|                      | 06/21/2022   | etaggart | 153          | \$61.26            |                         |
| <b>22002085</b>      |              |          |              | <b>\$0.00</b>      |                         |
| 22002087             | 06/21/2022   | nkelly   | 811          | (\$100.00)         | COVER SHORTAGE          |
|                      | 06/21/2022   | nkelly   | 550          | \$100.00           | COVER SHORTAGE          |
|                      | 06/21/2022   | nkelly   | 530          | (\$800.00)         | COVER SHORTAGE          |
|                      | 06/21/2022   | nkelly   | 550          | \$800.00           | COVER SHORTAGE          |
| <b>22002087</b>      |              |          |              | <b>\$0.00</b>      |                         |
| 22002088             | 06/21/2022   | nkelly   | 123          | (\$207.61)         | COVER SHORTAGE          |
|                      | 06/21/2022   | nkelly   | 550          | \$207.61           | COVER SHORTAGE          |
| <b>22002088</b>      |              |          |              | <b>\$0.00</b>      |                         |
| 22002089             | 06/21/2022   | mdanbach | 153          | \$89.31            |                         |
|                      | 06/21/2022   | mdanbach | 610          | (\$89.31)          |                         |
|                      | 06/21/2022   | mdanbach | 390          | \$379.00           |                         |
|                      | 06/21/2022   | mdanbach | 610          | (\$379.00)         |                         |
|                      | 06/21/2022   | mdanbach | 513          | \$608.24           |                         |
|                      | 06/21/2022   | mdanbach | 610          | (\$608.24)         |                         |
|                      | 06/21/2022   | mdanbach | 390          | \$200.00           |                         |
|                      | 06/21/2022   | mdanbach | 640          | (\$200.00)         |                         |
|                      | 06/21/2022   | mdanbach | 513          | \$464.30           |                         |
|                      | 06/21/2022   | mdanbach | 610          | (\$464.30)         |                         |
|                      | 06/21/2022   | mdanbach | 153          | \$471.52           |                         |
|                      | 06/21/2022   | mdanbach | 610          | (\$471.52)         |                         |
|                      | 06/21/2022   | mdanbach | 530          | \$90.97            |                         |
|                      | 06/21/2022   | mdanbach | 610          | (\$90.97)          |                         |
| <b>22002089</b>      |              |          |              | <b>\$0.00</b>      |                         |
| 22002090             | 06/21/2022   | scatramb | 610          | (\$500.00)         | COVER CCIU DUES         |
|                      | 06/21/2022   | scatramb | 810          | \$500.00           | COVER CCIU DUES         |
| <b>22002090</b>      |              |          |              | <b>\$0.00</b>      |                         |

## Budget Transfers By Period

| Journal Entry Number | Date Entered | Operator | Account Code | Transaction Amount | Transaction Description |
|----------------------|--------------|----------|--------------|--------------------|-------------------------|
| 22002092             | 06/21/2022   | rking1   | 324          | \$1,000.00         | TO COVER SHORTAGES      |
|                      | 06/21/2022   | rking1   | 640          | (\$1,000.00)       | TO COVER SHORTAGES      |
| <b>22002092</b>      |              |          |              | <b>\$0.00</b>      |                         |
| 22002093             | 06/22/2022   | kzaleta  | 316          | (\$15,000.00)      | COVER FUNDS             |
|                      | 06/22/2022   | kzaleta  | 123          | \$15,000.00        | COVER FUNDS             |
|                      | 06/22/2022   | kzaleta  | 316          | (\$15,000.00)      | COVER FUNDS             |
|                      | 06/22/2022   | kzaleta  | 315          | \$15,000.00        | COVER FUNDS             |
| <b>22002093</b>      |              |          |              | <b>\$0.00</b>      |                         |
| 22002094             | 06/22/2022   | kzaleta  | 316          | (\$15,000.00)      | COVER FUNDS             |
|                      | 06/22/2022   | kzaleta  | 123          | \$15,000.00        | COVER FUNDS             |
| <b>22002094</b>      |              |          |              | <b>\$0.00</b>      |                         |
| 22002095             | 06/22/2022   | tmbaxter | 153          | (\$48.45)          |                         |
|                      | 06/22/2022   | tmbaxter | 530          | \$48.45            |                         |
| <b>22002095</b>      |              |          |              | <b>\$0.00</b>      |                         |
| 22002096             | 06/22/2022   | mbrown1  | 610          | (\$0.02)           | TO COVER 3200-30P 610   |
|                      | 06/22/2022   | mbrown1  | 610          | \$0.02             | TO COVER 3200-30P 610   |
| <b>22002096</b>      |              |          |              | <b>\$0.00</b>      |                         |
| 22002100             | 06/22/2022   | ltobin   | 811          | \$500.00           |                         |
|                      | 06/22/2022   | ltobin   | 610          | (\$500.00)         |                         |
| <b>22002100</b>      |              |          |              | <b>\$0.00</b>      |                         |
| 22002102             | 06/22/2022   | tmbaxter | 610          | (\$677.86)         |                         |
|                      | 06/22/2022   | tmbaxter | 650          | \$677.86           |                         |
| <b>22002102</b>      |              |          |              | <b>\$0.00</b>      |                         |
| 22002103             | 06/22/2022   | tmbaxter | 610          | (\$15.72)          |                         |
|                      | 06/22/2022   | tmbaxter | 650          | \$15.72            |                         |
| <b>22002103</b>      |              |          |              | <b>\$0.00</b>      |                         |
| 22002104             | 06/22/2022   | tmbaxter | 640          | (\$53.27)          |                         |
|                      | 06/22/2022   | tmbaxter | 650          | \$53.27            |                         |
| <b>22002104</b>      |              |          |              | <b>\$0.00</b>      |                         |
| 22002105             | 06/22/2022   | tmbaxter | 153          | (\$100.00)         |                         |
|                      | 06/22/2022   | tmbaxter | 650          | \$100.00           |                         |
| <b>22002105</b>      |              |          |              | <b>\$0.00</b>      |                         |
| 22002106             | 06/22/2022   | pcattin  | 324          | (\$49.08)          | COVER OVERAGE           |
|                      | 06/22/2022   | pcattin  | 123          | \$49.08            | COVER OVERAGE           |
| <b>22002106</b>      |              |          |              | <b>\$0.00</b>      |                         |
| 22002107             | 06/22/2022   | pcattin  | 810          | (\$49.08)          | COVER OVERAGE           |
|                      | 06/22/2022   | pcattin  | 153          | \$49.08            | COVER OVERAGE           |
|                      | 06/22/2022   | pcattin  | 810          | (\$100.34)         | COVER OVERAGE           |
|                      | 06/22/2022   | pcattin  | 650          | \$100.34           | COVER OVERAGE           |
| <b>22002107</b>      |              |          |              | <b>\$0.00</b>      |                         |
| 22002108             | 06/22/2022   | lteodoro | 330          | (\$1,500.00)       | NEGATIVE BALANCE        |
|                      | 06/22/2022   | lteodoro | 330          | \$1,500.00         | NEGATIVE BALANCE        |

## Budget Transfers By Period

| Journal Entry Number | Date Entered | Operator | Account Code | Transaction Amount | Transaction Description |
|----------------------|--------------|----------|--------------|--------------------|-------------------------|
| 22002108             | 06/22/2022   | lteodoro | 810          | (\$76.36)          | NEGATIVE BALANCE        |
|                      | 06/22/2022   | lteodoro | 530          | \$76.36            | NEGATIVE BALANCE        |
| <b>22002108</b>      |              |          |              | <b>\$0.00</b>      |                         |
| 22002110             | 06/22/2022   | sryan2   | 640          | \$43.71            | SHAWN R BUDG TRANS      |
|                      | 06/22/2022   | sryan2   | 610          | (\$43.71)          | SHAWN R BUDG TRANS      |
| <b>22002110</b>      |              |          |              | <b>\$0.00</b>      |                         |
| 22002112             | 06/22/2022   | jzoretic | 610          | (\$175.11)         | TO COVER TRANS. COST    |
|                      | 06/22/2022   | jzoretic | 513          | \$175.11           | TO COVER TRANS. COST    |
| <b>22002112</b>      |              |          |              | <b>\$0.00</b>      |                         |
| 22002113             | 06/22/2022   | jzoretic | 640          | (\$76.99)          | CLEAN UP ACCT.          |
|                      | 06/22/2022   | jzoretic | 610          | \$76.99            | CLEAN UP ACCT.          |
| <b>22002113</b>      |              |          |              | <b>\$0.00</b>      |                         |
| 22002114             | 06/22/2022   | kavaglia | 390          | (\$207.21)         | TO COVER EXPENSES       |
|                      | 06/22/2022   | kavaglia | 513          | \$207.21           | TO COVER EXPENSES       |
| <b>22002114</b>      |              |          |              | <b>\$0.00</b>      |                         |
| 22002115             | 06/22/2022   | kavaglia | 610          | (\$46.70)          | TO COVER EXPENSES       |
|                      | 06/22/2022   | kavaglia | 513          | \$46.70            | TO COVER EXPENSES       |
| <b>22002115</b>      |              |          |              | <b>\$0.00</b>      |                         |
| 22002116             | 06/23/2022   | pcattin  | 580          | (\$3,000.00)       | COVER OVERAGE           |
|                      | 06/23/2022   | pcattin  | 153          | \$3,000.00         | COVER OVERAGE           |
|                      | 06/23/2022   | pcattin  | 581          | (\$2,846.00)       | COVER OVERAGE           |
|                      | 06/23/2022   | pcattin  | 153          | \$2,846.00         | COVER OVERAGE           |
| <b>22002116</b>      |              |          |              | <b>\$0.00</b>      |                         |
| 22002117             | 06/23/2022   | pcattin  | 153          | (\$0.40)           | COVER OVERAGE           |
|                      | 06/23/2022   | pcattin  | 580          | \$0.40             | COVER OVERAGE           |
| <b>22002117</b>      |              |          |              | <b>\$0.00</b>      |                         |
| 22002118             | 06/23/2022   | pcattin  | 442          | (\$1,060.49)       | COVER OVERAGE           |
|                      | 06/23/2022   | pcattin  | 153          | \$1,060.49         | COVER OVERAGE           |
| <b>22002118</b>      |              |          |              | <b>\$0.00</b>      |                         |
| 22002119             | 06/23/2022   | rking1   | 811          | \$129.00           | TO COVER SHORTAGES      |
|                      | 06/23/2022   | rking1   | 123          | (\$129.00)         | TO COVER SHORTAGES      |
| <b>22002119</b>      |              |          |              | <b>\$0.00</b>      |                         |
| 22002120             | 06/23/2022   | mdanbach | 513          | \$753.79           |                         |
|                      | 06/23/2022   | mdanbach | 610          | (\$753.79)         |                         |
| <b>22002120</b>      |              |          |              | <b>\$0.00</b>      |                         |
| 22002121             | 06/23/2022   | mdanbach | 513          | \$760.30           |                         |
|                      | 06/23/2022   | mdanbach | 610          | (\$760.30)         |                         |
| <b>22002121</b>      |              |          |              | <b>\$0.00</b>      |                         |
| 22002122             | 06/23/2022   | mdanbach | 513          | \$170.70           |                         |
|                      | 06/23/2022   | mdanbach | 610          | (\$170.70)         |                         |
| <b>22002122</b>      |              |          |              | <b>\$0.00</b>      |                         |



## Budget Transfers By Period

| Journal Entry Number | Date Entered | Operator | Account Code | Transaction Amount | Transaction Description |
|----------------------|--------------|----------|--------------|--------------------|-------------------------|
| 22002123             | 06/23/2022   | pcattin  | 640          | (\$10.00)          | COVER OVERAGE           |
|                      | 06/23/2022   | pcattin  | 811          | \$10.00            | COVER OVERAGE           |
| <b>22002123</b>      |              |          |              | <b>\$0.00</b>      |                         |
| 22002124             | 06/23/2022   | sryan2   | 315          | (\$1,003.62)       | ESSER I OVERAGE         |
|                      | 06/23/2022   | sryan2   | 322          | \$1,003.62         | ESSER I OVERAGE         |
| <b>22002124</b>      |              |          |              | <b>\$0.00</b>      |                         |
| 22002125             | 06/23/2022   | mbrown1  | 610          | (\$2,340.31)       | TO COV NEG PAYROLL AMTS |
|                      | 06/23/2022   | mbrown1  | 123          | \$2,340.31         | TO COV NEG PAYROLL AMTS |
| <b>22002125</b>      |              |          |              | <b>\$0.00</b>      |                         |
| 22002126             | 06/23/2022   | rking1   | 513          | \$2,494.10         | TO COVER SHORTAGES      |
|                      | 06/23/2022   | rking1   | 550          | (\$2,494.10)       | TO COVER SHORTAGES      |
| <b>22002126</b>      |              |          |              | <b>\$0.00</b>      |                         |
| 22002127             | 06/23/2022   | mbrown1  | 123          | (\$13.11)          | TO COV CONNIE OT        |
|                      | 06/23/2022   | mbrown1  | 153          | \$13.11            | TO COV CONNIE OT        |
|                      | 06/23/2022   | mbrown1  | 123          | (\$3.72)           | TO COV CONNIE OT        |
|                      | 06/23/2022   | mbrown1  | 153          | \$3.72             | TO COV CONNIE OT        |
|                      | 06/23/2022   | mbrown1  | 123          | (\$16.48)          | TO COV CONNIE OT        |
|                      | 06/23/2022   | mbrown1  | 153          | \$16.48            | TO COV CONNIE OT        |
| <b>22002127</b>      |              |          |              | <b>\$0.00</b>      |                         |
| 22002128             | 06/23/2022   | rking1   | 610          | \$5,601.45         | TO COVER SHORTAGES      |
|                      | 06/23/2022   | rking1   | 123          | (\$2,500.00)       | TO COVER SHORTAGES      |
|                      | 06/23/2022   | rking1   | 315          | (\$500.00)         | TO COVER SHORTAGES      |
|                      | 06/23/2022   | rking1   | 550          | (\$300.00)         | TO COVER SHORTAGES      |
|                      | 06/23/2022   | rking1   | 123          | (\$654.10)         | TO COVER SHORTAGES      |
|                      | 06/23/2022   | rking1   | 610          | (\$875.32)         | TO COVER SHORTAGES      |
|                      | 06/23/2022   | rking1   | 315          | (\$533.33)         | TO COVER SHORTAGES      |
|                      | 06/23/2022   | rking1   | 581          | (\$104.04)         | TO COVER SHORTAGES      |
|                      | 06/23/2022   | rking1   | 610          | (\$134.66)         | TO COVER SHORTAGES      |
| <b>22002128</b>      |              |          |              | <b>\$0.00</b>      |                         |
| 22002129             | 06/23/2022   | mbrown1  | 123          | (\$19.60)          | TO COV NEG 2380-153     |
|                      | 06/23/2022   | mbrown1  | 153          | \$19.60            | TO COV NEG 2380-153     |
| <b>22002129</b>      |              |          |              | <b>\$0.00</b>      |                         |
| 22002130             | 06/23/2022   | mbrown1  | 123          | (\$1,044.31)       | TO COV KELLY INVOICES   |
|                      | 06/23/2022   | mbrown1  | 315          | \$1,044.31         | TO COV KELLY INVOICES   |
| <b>22002130</b>      |              |          |              | <b>\$0.00</b>      |                         |
| 22002131             | 06/23/2022   | mdanbach | 390          | (\$300.00)         |                         |
|                      | 06/23/2022   | mdanbach | 513          | \$300.00           |                         |
| <b>22002131</b>      |              |          |              | <b>\$0.00</b>      |                         |
| 22002132             | 06/23/2022   | rking1   | 123          | \$195.05           | TO COVER SHORTAGES      |
|                      | 06/23/2022   | rking1   | 315          | (\$195.05)         | TO COVER SHORTAGES      |
| <b>22002132</b>      |              |          |              | <b>\$0.00</b>      |                         |
| 22002133             | 06/23/2022   | rking1   | 610          | \$1,031.00         | TO COVER SHORTAGES      |

## Budget Transfers By Period

| Journal Entry Number | Date Entered | Operator | Account Code | Transaction Amount | Transaction Description |
|----------------------|--------------|----------|--------------|--------------------|-------------------------|
| 22002133             | 06/23/2022   | rking1   | 550          | (\$400.00)         | TO COVER SHORTAGES      |
|                      | 06/23/2022   | rking1   | 640          | (\$300.00)         | TO COVER SHORTAGES      |
|                      | 06/23/2022   | rking1   | 811          | (\$220.00)         | TO COVER SHORTAGES      |
|                      | 06/23/2022   | rking1   | 810          | (\$111.00)         | TO COVER SHORTAGES      |
| <b>22002133</b>      |              |          |              | <b>\$0.00</b>      |                         |
| 22002134             | 06/23/2022   | cmoulden | 330          | (\$3,891.00)       | 71G 911 626,71K 911 621 |
|                      | 06/23/2022   | cmoulden | 626          | \$240.00           | 71G 911 626,71K 911 621 |
|                      | 06/23/2022   | cmoulden | 621          | \$3,651.00         | 71G 911 626,71K 911 621 |
| <b>22002134</b>      |              |          |              | <b>\$0.00</b>      |                         |
| 22002135             | 06/23/2022   | kavaglia | 640          | (\$822.06)         | TO COVER EXPENSES       |
|                      | 06/23/2022   | kavaglia | 610          | \$822.06           | TO COVER EXPENSES       |
| <b>22002135</b>      |              |          |              | <b>\$0.00</b>      |                         |
| 22002136             | 06/23/2022   | kavaglia | 640          | (\$677.94)         | TO COVER EXPENSES       |
|                      | 06/23/2022   | kavaglia | 610          | \$677.94           | TO COVER EXPENSES       |
| <b>22002136</b>      |              |          |              | <b>\$0.00</b>      |                         |
| 22002137             | 06/23/2022   | kavaglia | 530          | (\$928.80)         | TO COVER EXPENSES       |
|                      | 06/23/2022   | kavaglia | 610          | \$928.80           | TO COVER EXPENSES       |
| <b>22002137</b>      |              |          |              | <b>\$0.00</b>      |                         |
| 22002138             | 06/23/2022   | lgoldste | 610          | \$24.95            | FOR AMAZON PURCHASES    |
|                      | 06/23/2022   | lgoldste | 640          | (\$24.95)          | FOR AMAZON PURCHASES    |
| <b>22002138</b>      |              |          |              | <b>\$0.00</b>      |                         |
| 22002139             | 06/23/2022   | lgoldste | 610          | \$1,340.00         | FOR AMAZON PURCHASES    |
|                      | 06/23/2022   | lgoldste | 640          | (\$240.00)         | FOR AMAZON PURCHASES    |
|                      | 06/23/2022   | lgoldste | 650          | (\$1,100.00)       | FOR AMAZON PURCHASES    |
| <b>22002139</b>      |              |          |              | <b>\$0.00</b>      |                         |
| 22002140             | 06/23/2022   | scatramb | 430          | (\$700.00)         | COVER PAPER COST        |
|                      | 06/23/2022   | scatramb | 610          | \$700.00           | COVER PAPER COST        |
| <b>22002140</b>      |              |          |              | <b>\$0.00</b>      |                         |
| 22002142             | 06/24/2022   | kleonard | 640          | (\$695.42)         | TRANSFER OF FUNDS       |
|                      | 06/24/2022   | kleonard | 610          | (\$206.70)         | TRANSFER OF FUNDS       |
|                      | 06/24/2022   | kleonard | 610          | (\$700.00)         | TRANSFER OF FUNDS       |
|                      | 06/24/2022   | kleonard | 610          | \$1,602.12         | TRANSFER OF FUNDS       |
| <b>22002142</b>      |              |          |              | <b>\$0.00</b>      |                         |
| 22002143             | 06/24/2022   | kleonard | 153          | (\$100.00)         | TRANSFER OF FUNDS       |
|                      | 06/24/2022   | kleonard | 153          | \$100.00           | TRANSFER OF FUNDS       |
| <b>22002143</b>      |              |          |              | <b>\$0.00</b>      |                         |
| 22002144             | 06/24/2022   | sryan2   | 610          | \$5,951.80         | BUD TRANS               |
|                      | 06/24/2022   | sryan2   | 610          | (\$5,088.50)       | BUD TRANS               |
|                      | 06/24/2022   | sryan2   | 610          | (\$863.30)         | BUD TRANS               |
| <b>22002144</b>      |              |          |              | <b>\$0.00</b>      |                         |

## Budget Transfers By Period

| Journal Entry Number | Date Entered | Operator | Account Code | Transaction Amount | Transaction Description |
|----------------------|--------------|----------|--------------|--------------------|-------------------------|
| 22002145             | 06/27/2022   | sryan2   | 640          | (\$3,872.00)       | SR TRANS                |
|                      | 06/27/2022   | sryan2   | 324          | \$3,872.00         | SR TRANS                |
| <b>22002145</b>      |              |          |              | <b>\$0.00</b>      |                         |
| 22002146             | 06/27/2022   | msmith2  | 610          | (\$1,044.34)       | TRANSFER TO MUSIC 513   |
|                      | 06/27/2022   | msmith2  | 513          | \$1,044.34         | TRANSFER TO MUSIC 513   |
| <b>22002146</b>      |              |          |              | <b>\$0.00</b>      |                         |
| 22002147             | 06/27/2022   | msmith2  | 610          | (\$0.80)           | TRANSFER TO 2040 442    |
|                      | 06/27/2022   | msmith2  | 442          | \$0.80             | TRANSFER TO 2040 442    |
| <b>22002147</b>      |              |          |              | <b>\$0.00</b>      |                         |
| 22002148             | 06/27/2022   | msmith2  | 610          | (\$1,000.00)       | TRANSFER TO 2040 610    |
|                      | 06/27/2022   | msmith2  | 610          | \$1,000.00         | TRANSFER TO 2040 610    |
| <b>22002148</b>      |              |          |              | <b>\$0.00</b>      |                         |
| 22002149             | 06/27/2022   | jzoretic | 610          | (\$95.59)          | CONFERENCE TRAVEL       |
|                      | 06/27/2022   | jzoretic | 581          | \$95.59            | CONFERENCE TRAVEL       |
| <b>22002149</b>      |              |          |              | <b>\$0.00</b>      |                         |
| 22002150             | 06/27/2022   | jzoretic | 610          | (\$54.34)          | TEACHER IN SERVICE      |
|                      | 06/27/2022   | jzoretic | 635          | \$54.34            | TEACHER IN SERVICE      |
| <b>22002150</b>      |              |          |              | <b>\$0.00</b>      |                         |
| 22002152             | 06/27/2022   | kavaglia | 610          | (\$161.24)         | TO COVER OVERAGE        |
|                      | 06/27/2022   | kavaglia | 610          | \$161.24           | TO COVER OVERAGE        |
| <b>22002152</b>      |              |          |              | <b>\$0.00</b>      |                         |
| 22002153             | 06/27/2022   | kavaglia | 530          | (\$0.97)           | TO COVER OVERAGE        |
|                      | 06/27/2022   | kavaglia | 153          | \$0.97             | TO COVER OVERAGE        |
| <b>22002153</b>      |              |          |              | <b>\$0.00</b>      |                         |
| 22002154             | 06/27/2022   | kavaglia | 530          | (\$30.00)          | TO COVER OVERAGE        |
|                      | 06/27/2022   | kavaglia | 610          | \$30.00            | TO COVER OVERAGE        |
| <b>22002154</b>      |              |          |              | <b>\$0.00</b>      |                         |
| 22002155             | 06/27/2022   | ralexand | 610          | (\$90.00)          | COVER SALARIES          |
|                      | 06/27/2022   | ralexand | 153          | \$90.00            | COVER SALARIES          |
| <b>22002155</b>      |              |          |              | <b>\$0.00</b>      |                         |
| 22002156             | 06/27/2022   | ralexand | 610          | (\$73.00)          | COVER SALARIES          |
|                      | 06/27/2022   | ralexand | 153          | \$73.00            | COVER SALARIES          |
| <b>22002156</b>      |              |          |              | <b>\$0.00</b>      |                         |
| 22002157             | 06/27/2022   | mdanbach | 610          | \$20.00            |                         |
|                      | 06/27/2022   | mdanbach | 610          | (\$20.00)          |                         |
| <b>22002157</b>      |              |          |              | <b>\$0.00</b>      |                         |
| 22002158             | 06/27/2022   | clee     | 538          | \$12,000.00        |                         |
|                      | 06/27/2022   | clee     | 438          | (\$12,000.00)      |                         |
| <b>22002158</b>      |              |          |              | <b>\$0.00</b>      |                         |
| 22002159             | 06/27/2022   | clee     | 538          | \$8,000.00         |                         |
|                      | 06/27/2022   | clee     | 438          | (\$8,000.00)       |                         |
| <b>22002159</b>      |              |          |              | <b>\$0.00</b>      |                         |

## Budget Transfers By Period

| Journal Entry Number | Date Entered | Operator | Account Code | Transaction Amount | Transaction Description |
|----------------------|--------------|----------|--------------|--------------------|-------------------------|
| 22002160             | 06/27/2022   | clee     | 538          | \$1,300.00         |                         |
|                      | 06/27/2022   | clee     | 442          | (\$1,300.00)       |                         |
| <b>22002160</b>      |              |          |              | <b>\$0.00</b>      |                         |
| 22002161             | 06/27/2022   | clee     | 538          | \$18,000.00        |                         |
|                      | 06/27/2022   | clee     | 438          | (\$18,000.00)      |                         |
| <b>22002161</b>      |              |          |              | <b>\$0.00</b>      |                         |
| 22002162             | 06/27/2022   | clee     | 438          | (\$3,000.00)       |                         |
|                      | 06/27/2022   | clee     | 538          | \$3,000.00         |                         |
|                      | 06/27/2022   | clee     | 650          | (\$2,000.00)       |                         |
|                      | 06/27/2022   | clee     | 538          | \$2,000.00         |                         |
|                      | 06/27/2022   | clee     | 581          | (\$1,000.00)       |                         |
|                      | 06/27/2022   | clee     | 538          | \$1,000.00         |                         |
|                      | 06/27/2022   | clee     | 640          | (\$2,000.00)       |                         |
|                      | 06/27/2022   | clee     | 538          | \$2,000.00         |                         |
| <b>22002162</b>      |              |          |              | <b>\$0.00</b>      |                         |
| 22002163             | 06/27/2022   | clee     | 315          | (\$1,000.00)       |                         |
|                      | 06/27/2022   | clee     | 538          | \$1,000.00         |                         |
|                      | 06/27/2022   | clee     | 438          | (\$750.00)         |                         |
|                      | 06/27/2022   | clee     | 538          | \$750.00           |                         |
|                      | 06/27/2022   | clee     | 811          | (\$300.00)         |                         |
|                      | 06/27/2022   | clee     | 538          | \$300.00           |                         |
|                      | 06/27/2022   | clee     | 348          | (\$2,000.00)       |                         |
|                      | 06/27/2022   | clee     | 538          | \$2,000.00         |                         |
| <b>22002163</b>      |              |          |              | <b>\$0.00</b>      |                         |
| 2200720              | 01/20/2022   | eronayne | 610          | (\$425.00)         | TRANSFER TO 30X 810     |
|                      | 01/20/2022   | eronayne | 810          | \$425.00           | TRANSFER TO 30X 810     |
| <b>2200720</b>       |              |          |              | <b>\$0.00</b>      |                         |
| 23000000             | 06/28/2022   | clee     | 538          | (\$12,350.00)      |                         |
|                      | 06/28/2022   | clee     | 442          | \$1,300.00         |                         |
|                      | 06/28/2022   | clee     | 438          | \$3,000.00         |                         |
|                      | 06/28/2022   | clee     | 650          | \$2,000.00         |                         |
|                      | 06/28/2022   | clee     | 581          | \$1,000.00         |                         |
|                      | 06/28/2022   | clee     | 640          | \$2,000.00         |                         |
|                      | 06/28/2022   | clee     | 438          | \$750.00           |                         |
|                      | 06/28/2022   | clee     | 811          | \$300.00           |                         |
|                      | 06/28/2022   | clee     | 348          | \$2,000.00         |                         |
| <b>23000000</b>      |              |          |              | <b>\$0.00</b>      |                         |
| 23000001             | 06/28/2022   | rking1   | 610          | \$3,528.10         | TO COVER SHORTAGES      |
|                      | 06/28/2022   | rking1   | 123          | (\$896.23)         | TO COVER SHORTAGES      |
|                      | 06/28/2022   | rking1   | 123          | (\$150.00)         | TO COVER SHORTAGES      |
|                      | 06/28/2022   | rking1   | 123          | (\$792.46)         | TO COVER SHORTAGES      |

## Budget Transfers By Period

| Journal Entry Number | Date Entered | Operator | Account Code | Transaction Amount | Transaction Description |
|----------------------|--------------|----------|--------------|--------------------|-------------------------|
| 23000001             | 06/28/2022   | rking1   | 315          | (\$688.63)         | TO COVER SHORTAGES      |
|                      | 06/28/2022   | rking1   | 610          | (\$1,000.78)       | TO COVER SHORTAGES      |
| <b>23000001</b>      |              |          |              | <b>\$0.00</b>      |                         |
| 23000002             | 06/28/2022   | clee     | 538          | \$21,622.00        |                         |
|                      | 06/28/2022   | clee     | 650          | (\$21,622.00)      |                         |
| <b>23000002</b>      |              |          |              | <b>\$0.00</b>      |                         |
| 23000003             | 06/28/2022   | nkelly   | 123          | (\$565.23)         | COVER SHORTAGE          |
|                      | 06/28/2022   | nkelly   | 315          | \$565.23           | COVER SHORTAGE          |
| <b>23000003</b>      |              |          |              | <b>\$0.00</b>      |                         |
| 23000004             | 06/28/2022   | cmoulden | 350          | (\$9,609.30)       | ALICE TRAINING          |
|                      | 06/28/2022   | cmoulden | 123          | \$9,609.30         | ALICE TRAINING          |
| <b>23000004</b>      |              |          |              | <b>\$0.00</b>      |                         |
| 23000005             | 06/28/2022   | jzoretic | 610          | (\$12.54)          | CLEAN UP ACCOUNT        |
|                      | 06/28/2022   | jzoretic | 610          | \$12.54            | CLEAN UP ACCOUNT        |
| <b>23000005</b>      |              |          |              | <b>\$0.00</b>      |                         |
| 23000006             | 06/28/2022   | jzoretic | 640          | (\$2.21)           | CLEAN UP ACCOUNT        |
|                      | 06/28/2022   | jzoretic | 610          | \$2.21             | CLEAN UP ACCOUNT        |
| <b>23000006</b>      |              |          |              | <b>\$0.00</b>      |                         |
| 23000007             | 06/28/2022   | jzoretic | 610          | (\$33.65)          | CLEAN UP ACCOUNT        |
|                      | 06/28/2022   | jzoretic | 610          | \$33.65            | CLEAN UP ACCOUNT        |
| <b>23000007</b>      |              |          |              | <b>\$0.00</b>      |                         |
| 23000008             | 06/28/2022   | jzoretic | 610          | (\$8.54)           | CLEAN UP ACCOUNT        |
|                      | 06/28/2022   | jzoretic | 610          | \$8.54             | CLEAN UP ACCOUNT        |
| <b>23000008</b>      |              |          |              | <b>\$0.00</b>      |                         |
| 23000009             | 06/28/2022   | cmoulden | 752          | (\$200.00)         | FR71G 912 752 TO 610    |
|                      | 06/28/2022   | cmoulden | 610          | \$200.00           | FR71G 912 752 TO 610    |
| <b>23000009</b>      |              |          |              | <b>\$0.00</b>      |                         |
| 23000011             | 06/28/2022   | jzoretic | 610          | (\$348.53)         | COST OF COPIERS         |
|                      | 06/28/2022   | jzoretic | 442          | \$348.53           | COST OF COPIERS         |
| <b>23000011</b>      |              |          |              | <b>\$0.00</b>      |                         |
| 23000012             | 06/28/2022   | rking1   | 123          | \$6,000.00         | TO COVER SHORTAGES      |
|                      | 06/28/2022   | rking1   | 640          | (\$6,000.00)       | TO COVER SHORTAGES      |
| <b>23000012</b>      |              |          |              | <b>\$0.00</b>      |                         |
| 23000013             | 06/28/2022   | rking1   | 513          | \$670.15           | TO COVER SHORTAGES      |
|                      | 06/28/2022   | rking1   | 610          | (\$670.15)         | TO COVER SHORTAGES      |
| <b>23000013</b>      |              |          |              | <b>\$0.00</b>      |                         |
| 23000014             | 06/28/2022   | rking1   | 581          | \$2,327.89         | TO COVER SHORTAGES      |
|                      | 06/28/2022   | rking1   | 610          | (\$2,327.89)       | TO COVER SHORTAGES      |
| <b>23000014</b>      |              |          |              | <b>\$0.00</b>      |                         |
| 23000015             | 06/28/2022   | rking1   | 315          | \$300.00           | TO COVER SHORTAGES      |
|                      | 06/28/2022   | rking1   | 324          | (\$300.00)         | TO COVER SHORTAGES      |
| <b>23000015</b>      |              |          |              | <b>\$0.00</b>      |                         |

## Budget Transfers By Period

| Journal Entry Number | Date Entered | Operator | Account Code | Transaction Amount | Transaction Description |
|----------------------|--------------|----------|--------------|--------------------|-------------------------|
| 23000016             | 06/28/2022   | rking1   | 315          | \$850.00           | TO COVER SHORTAGES      |
|                      | 06/28/2022   | rking1   | 324          | (\$850.00)         | TO COVER SHORTAGES      |
| <b>23000016</b>      |              |          |              | <b>\$0.00</b>      |                         |
| 23000017             | 06/28/2022   | rking1   | 315          | \$117.46           | TO COVER SHORTAGES      |
|                      | 06/28/2022   | rking1   | 640          | (\$117.46)         | TO COVER SHORTAGES      |
| <b>23000017</b>      |              |          |              | <b>\$0.00</b>      |                         |
| 23000018             | 06/29/2022   | msmith2  | 610          | (\$300.00)         | TRANSFER TO SM 123      |
|                      | 06/29/2022   | msmith2  | 123          | \$300.00           | TRANSFER TO SM 123      |
| <b>23000018</b>      |              |          |              | <b>\$0.00</b>      |                         |
| 23000019             | 06/29/2022   | ltobin   | 315          | \$400.00           |                         |
|                      | 06/29/2022   | ltobin   | 610          | (\$400.00)         |                         |
| <b>23000019</b>      |              |          |              | <b>\$0.00</b>      |                         |
| 23000020             | 06/29/2022   | ltobin   | 153          | \$573.82           |                         |
|                      | 06/29/2022   | ltobin   | 610          | (\$573.82)         |                         |
|                      | 06/29/2022   | ltobin   | 530          | \$12.00            |                         |
|                      | 06/29/2022   | ltobin   | 610          | (\$12.00)          |                         |
| <b>23000020</b>      |              |          |              | <b>\$0.00</b>      |                         |
| 23000021             | 06/29/2022   | nkelly   | 315          | (\$138.15)         | COVER SHORTAGE          |
|                      | 06/29/2022   | nkelly   | 430          | \$138.15           | COVER SHORTAGE          |
| <b>23000021</b>      |              |          |              | <b>\$0.00</b>      |                         |
| 23000024             | 06/29/2022   | ehayes   | 811          | (\$145.10)         | SHIRIN ABSENCE          |
|                      | 06/29/2022   | ehayes   | 315          | \$145.10           | SHIRIN ABSENCE          |
| <b>23000024</b>      |              |          |              | <b>\$0.00</b>      |                         |
| 23000025             | 06/30/2022   | tsprange | 153          | \$17.20            | COVER NEG BALANCE       |
|                      | 06/30/2022   | tsprange | 635          | (\$17.20)          | COVER NEG BALANCE       |
| <b>23000025</b>      |              |          |              | <b>\$0.00</b>      |                         |
| 23000026             | 06/30/2022   | koswald  | 610          | (\$3.74)           |                         |
|                      | 06/30/2022   | koswald  | 153          | \$3.74             |                         |
|                      | 06/30/2022   | koswald  | 610          | (\$50.00)          |                         |
|                      | 06/30/2022   | koswald  | 530          | \$50.00            |                         |
| <b>23000026</b>      |              |          |              | <b>\$0.00</b>      |                         |
| 23000027             | 06/30/2022   | tsprange | 610          | \$11.47            | COVER NEGATIVE BALANCE  |
|                      | 06/30/2022   | tsprange | 635          | (\$11.47)          | COVER NEGATIVE BALANCE  |
| <b>23000027</b>      |              |          |              | <b>\$0.00</b>      |                         |
| 23000028             | 06/30/2022   | tsprange | 153          | \$596.19           | COVER NEGATIVE BALANCE  |
|                      | 06/30/2022   | tsprange | 635          | (\$596.19)         | COVER NEGATIVE BALANCE  |
| <b>23000028</b>      |              |          |              | <b>\$0.00</b>      |                         |
| 23000030             | 06/30/2022   | nkelly   | 581          | (\$25.00)          | COVER SHORTAGE          |
|                      | 06/30/2022   | nkelly   | 580          | \$25.00            | COVER SHORTAGE          |
| <b>23000030</b>      |              |          |              | <b>\$0.00</b>      |                         |

## Budget Transfers By Period

| Journal Entry Number | Date Entered | Operator | Account Code | Transaction Amount | Transaction Description   |
|----------------------|--------------|----------|--------------|--------------------|---------------------------|
| 23000032             | 06/30/2022   | nkelly   | 610          | (\$52.90)          | COVER SHORTAGE            |
|                      | 06/30/2022   | nkelly   | 153          | \$52.90            | COVER SHORTAGE            |
| <b>23000032</b>      |              |          |              | <b>\$0.00</b>      |                           |
| 23000034             | 06/30/2022   | cmoulden | 442          | (\$1,000.00)       | FR 2630 70F 442 TO 430    |
|                      | 06/30/2022   | cmoulden | 430          | \$1,000.00         | FR 2630 70F 442 TO 430    |
| <b>23000034</b>      |              |          |              | <b>\$0.00</b>      |                           |
| 23000035             | 07/05/2022   | mbrown1  | 513          | (\$5.99)           | TO COV SHIPIN 1110-07/640 |
|                      | 07/05/2022   | mbrown1  | 640          | \$5.99             | TO COV SHIPIN 1110-07/640 |
| <b>23000035</b>      |              |          |              | <b>\$0.00</b>      |                           |
| 23000036             | 07/05/2022   | ralexand | 390          | (\$90.00)          | COVER TRANSPORTATION      |
|                      | 07/05/2022   | ralexand | 513          | \$90.00            | COVER TRANSPORTATION      |
| <b>23000036</b>      |              |          |              | <b>\$0.00</b>      |                           |
| 23000037             | 07/05/2022   | ralexand | 810          | (\$54.75)          | COVER TRANSPORTATION      |
|                      | 07/05/2022   | ralexand | 513          | \$54.75            | COVER TRANSPORTATION      |
| <b>23000037</b>      |              |          |              | <b>\$0.00</b>      |                           |
| 23000038             | 07/05/2022   | ralexand | 513          | (\$11.62)          | COVER TRANSPORTATION      |
|                      | 07/05/2022   | ralexand | 513          | \$11.62            | COVER TRANSPORTATION      |
| <b>23000038</b>      |              |          |              | <b>\$0.00</b>      |                           |
| 23000039             | 07/05/2022   | ralexand | 390          | (\$8.00)           | COVER TRANSPORTATION      |
|                      | 07/05/2022   | ralexand | 513          | \$8.00             | COVER TRANSPORTATION      |
| <b>23000039</b>      |              |          |              | <b>\$0.00</b>      |                           |
| 23000040             | 07/05/2022   | ralexand | 610          | (\$9.70)           | COVER TRANSPORTATION      |
|                      | 07/05/2022   | ralexand | 513          | \$9.70             | COVER TRANSPORTATION      |
| <b>23000040</b>      |              |          |              | <b>\$0.00</b>      |                           |
| 23000041             | 07/05/2022   | amcveigh | 315          | (\$242.13)         | TO COVER DEFICIT          |
|                      | 07/05/2022   | amcveigh | 123          | \$242.13           | TO COVER DEFICIT          |
|                      | 07/05/2022   | amcveigh | 610          | (\$15.74)          | TO COVER DEFICIT          |
|                      | 07/05/2022   | amcveigh | 153          | \$15.74            | TO COVER DEFICIT          |
| <b>23000041</b>      |              |          |              | <b>\$0.00</b>      |                           |
| 23000043             | 07/05/2022   | amcveigh | 610          | (\$123.47)         | TO COVER DEFICIT          |
|                      | 07/05/2022   | amcveigh | 153          | \$123.47           | TO COVER DEFICIT          |
| <b>23000043</b>      |              |          |              | <b>\$0.00</b>      |                           |
| 23000044             | 07/06/2022   | kavaglia | 550          | (\$100.00)         | TO COVER EXPENSES         |
|                      | 07/06/2022   | kavaglia | 610          | \$100.00           | TO COVER EXPENSES         |
| <b>23000044</b>      |              |          |              | <b>\$0.00</b>      |                           |
| 23000046             | 07/06/2022   | mtivolia | 330          | (\$2,150.00)       | BUDGET TRANSFER           |
|                      | 07/06/2022   | mtivolia | 626          | \$550.00           | BUDGET TRANSFER           |
|                      | 07/06/2022   | mtivolia | 430          | \$1,600.00         | BUDGET TRANSFER           |
| <b>23000046</b>      |              |          |              | <b>\$0.00</b>      |                           |
| 23000048             | 07/07/2022   | nkelly   | 580          | (\$182.00)         | COVER SHORTAGE            |
|                      | 07/07/2022   | nkelly   | 315          | \$182.00           | COVER SHORTAGE            |
| <b>23000048</b>      |              |          |              | <b>\$0.00</b>      |                           |

## Budget Transfers By Period

| Journal Entry Number | Date Entered | Operator | Account Code | Transaction Amount | Transaction Description   |
|----------------------|--------------|----------|--------------|--------------------|---------------------------|
| 23000049             | 07/08/2022   | cmoulden | 430          | (\$2,000.00)       | FUND ACCOUNTS             |
|                      | 07/08/2022   | cmoulden | 610          | \$2,000.00         | FUND ACCOUNTS             |
|                      | 07/08/2022   | cmoulden | 330          | (\$8,100.00)       | FUND ACCOUNTS             |
|                      | 07/08/2022   | cmoulden | 621          | \$8,000.00         | FUND ACCOUNTS             |
|                      | 07/08/2022   | cmoulden | 430          | \$100.00           | FUND ACCOUNTS             |
| <b>23000049</b>      |              |          |              | <b>\$0.00</b>      |                           |
| 23000051             | 07/11/2022   | mbrown1  | 610          | (\$500.00)         | TO COVER C EAGLES CCIU IN |
|                      | 07/11/2022   | mbrown1  | 324          | \$500.00           | TO COVER C EAGLES CCIU IN |
| <b>23000051</b>      |              |          |              | <b>\$0.00</b>      |                           |
| 23000052             | 07/11/2022   | rking1   | 324          | \$1,120.00         | TO COVER SHORTAGES        |
|                      | 07/11/2022   | rking1   | 315          | (\$1,000.00)       | TO COVER SHORTAGES        |
|                      | 07/11/2022   | rking1   | 640          | (\$120.00)         | TO COVER SHORTAGES        |
| <b>23000052</b>      |              |          |              | <b>\$0.00</b>      |                           |
| 23000053             | 07/11/2022   | rking1   | 580          | \$52.58            | TO COVER SHORTAGES        |
|                      | 07/11/2022   | rking1   | 581          | (\$52.58)          | TO COVER SHORTAGES        |
| <b>23000053</b>      |              |          |              | <b>\$0.00</b>      |                           |
| 23000057             | 07/12/2022   | cmoulden | 610          | (\$612.00)         | TRANSFER TO 70F 931 610   |
|                      | 07/12/2022   | cmoulden | 610          | \$612.00           | TRANSFER TO 70F 931 610   |
| <b>23000057</b>      |              |          |              | <b>\$0.00</b>      |                           |
| 23000058             | 07/12/2022   | cmoulden | 610          | (\$100.00)         | FR 914 610 TO 914 430     |
|                      | 07/12/2022   | cmoulden | 430          | \$100.00           | FR 914 610 TO 914 430     |
| <b>23000058</b>      |              |          |              | <b>\$0.00</b>      |                           |
| 23000060             | 07/12/2022   | clee     | 650          | (\$1,000.00)       |                           |
|                      | 07/12/2022   | clee     | 315          | \$1,000.00         |                           |
| <b>23000060</b>      |              |          |              | <b>\$0.00</b>      |                           |
| 23000061             | 07/15/2022   | dclark1  | 324          | \$1,650.00         | TO COVER SHORTAGES        |
|                      | 07/15/2022   | dclark1  | 302          | (\$1,650.00)       | TO COVER SHORTAGES        |
| <b>23000061</b>      |              |          |              | <b>\$0.00</b>      |                           |
| 23000062             | 07/15/2022   | dclark1  | 123          | \$182.52           | TO COVER SHORTAGES        |
|                      | 07/15/2022   | dclark1  | 302          | (\$182.52)         | TO COVER SHORTAGES        |
|                      | 07/15/2022   | dclark1  | 513          | \$1,163.14         | TO COVER SHORTAGES        |
|                      | 07/15/2022   | dclark1  | 302          | (\$1,163.14)       | TO COVER SHORTAGES        |
| <b>23000062</b>      |              |          |              | <b>\$0.00</b>      |                           |
| 23000063             | 07/15/2022   | dclark1  | 610          | (\$163.98)         | TO COVER SHORTAGES        |
|                      | 07/15/2022   | dclark1  | 635          | \$163.98           | TO COVER SHORTAGES        |
| <b>23000063</b>      |              |          |              | <b>\$0.00</b>      |                           |
| 23000064             | 07/15/2022   | dclark1  | 550          | (\$500.00)         | TO COVER SHORTAGES        |
|                      | 07/15/2022   | dclark1  | 811          | \$500.00           | TO COVER SHORTAGES        |
| <b>23000064</b>      |              |          |              | <b>\$0.00</b>      |                           |
| 23000066             | 07/18/2022   | cmoulden | 610          | (\$710.00)         | FR70S 931 TO 71G 912      |
|                      | 07/18/2022   | cmoulden | 610          | \$710.00           | FR70S 931 TO 71G 912      |
| <b>23000066</b>      |              |          |              | <b>\$0.00</b>      |                           |



## Budget Transfers By Period

| Journal Entry Number | Date Entered | Operator | Account Code | Transaction Amount | Transaction Description   |
|----------------------|--------------|----------|--------------|--------------------|---------------------------|
| 23000067             | 07/20/2022   | cmoulden | 627          | (\$1,000.00)       | FR 71G 912 627 TO 626     |
|                      | 07/20/2022   | cmoulden | 626          | \$1,000.00         | FR 71G 912 627 TO 626     |
| <b>23000067</b>      |              |          |              | <b>\$0.00</b>      |                           |
| 23000068             | 07/20/2022   | cmoulden | 422          | (\$15,000.00)      | 71C 422 TO 71D424&71K621  |
|                      | 07/20/2022   | cmoulden | 424          | \$3,000.00         | 71C 422 TO 71D424&71K621  |
|                      | 07/20/2022   | cmoulden | 621          | \$12,000.00        | 71C 422 TO 71D424&71K621  |
| <b>23000068</b>      |              |          |              | <b>\$0.00</b>      |                           |
| 23000070             | 07/20/2022   | cmoulden | 330          | (\$2,000.00)       | 931330 TO 71G912 610,626  |
|                      | 07/20/2022   | cmoulden | 610          | \$1,000.00         | 931330 TO 71G912 610,626  |
|                      | 07/20/2022   | cmoulden | 626          | \$1,000.00         | 931330 TO 71G912 610,626  |
| <b>23000070</b>      |              |          |              | <b>\$0.00</b>      |                           |
| 23000073             | 07/21/2022   | mtivolia | 610          | (\$1,836.00)       | BUDGET TRANSFER           |
|                      | 07/21/2022   | mtivolia | 610          | \$1,836.00         | BUDGET TRANSFER           |
| <b>23000073</b>      |              |          |              | <b>\$0.00</b>      |                           |
| 23000076             | 07/22/2022   | mbrown1  | 610          | (\$7.35)           | TO COVER HOME DEPOT       |
|                      | 07/22/2022   | mbrown1  | 610          | \$7.35             | TO COVER HOME DEPOT       |
| <b>23000076</b>      |              |          |              | <b>\$0.00</b>      |                           |
| 23000077             | 07/26/2022   | kleonard | 610          | (\$216.26)         | TO NEGATIVE BALANCES      |
|                      | 07/26/2022   | kleonard | 610          | \$89.70            | TO NEGATIVE BALANCES      |
|                      | 07/26/2022   | kleonard | 610          | \$8.90             | TO NEGATIVE BALANCES      |
|                      | 07/26/2022   | kleonard | 153          | \$8.64             | TO NEGATIVE BALANCES      |
|                      | 07/26/2022   | kleonard | 153          | \$15.05            | TO NEGATIVE BALANCES      |
|                      | 07/26/2022   | kleonard | 153          | \$93.97            | TO NEGATIVE BALANCES      |
| <b>23000077</b>      |              |          |              | <b>\$0.00</b>      |                           |
| 23000078             | 07/27/2022   | cmoulden | 430          | (\$510.00)         | FR 70G 931 430 TO 70G 610 |
|                      | 07/27/2022   | cmoulden | 610          | \$510.00           | FR 70G 931 430 TO 70G 610 |
| <b>23000078</b>      |              |          |              | <b>\$0.00</b>      |                           |
| 23000079             | 07/27/2022   | rking1   | 123          | \$244.08           | TO COVER SHORTAGES        |
|                      | 07/27/2022   | rking1   | 610          | (\$244.08)         | TO COVER SHORTAGES        |
| <b>23000079</b>      |              |          |              | <b>\$0.00</b>      |                           |
| 23000080             | 07/27/2022   | rking1   | 610          | \$5.00             | TO COVER SHORTAGES        |
|                      | 07/27/2022   | rking1   | 610          | (\$5.00)           | TO COVER SHORTAGES        |
| <b>23000080</b>      |              |          |              | <b>\$0.00</b>      |                           |
| 23000081             | 07/28/2022   | amcveigh | 610          | (\$34.59)          | TO COVER DEFICIT          |
|                      | 07/28/2022   | amcveigh | 123          | \$34.59            | TO COVER DEFICIT          |
| <b>23000081</b>      |              |          |              | <b>\$0.00</b>      |                           |
| 23000084             | 07/29/2022   | cmoulden | 330          | (\$1,200.00)       | FR931 330 TO 71H 912 441  |
|                      | 07/29/2022   | cmoulden | 441          | \$1,200.00         | FR931 330 TO 71H 912 441  |
| <b>23000084</b>      |              |          |              | <b>\$0.00</b>      |                           |
| 23000085             | 08/02/2022   | cmoulden | 330          | (\$8,000.00)       | RECLASS 21005125          |
|                      | 08/02/2022   | cmoulden | 430          | \$8,000.00         | RECLASS 21005125          |
| <b>23000085</b>      |              |          |              | <b>\$0.00</b>      |                           |

## Budget Transfers By Period

| Journal Entry Number | Date Entered    | Operator | Account Code | Transaction Amount | Transaction Description |
|----------------------|-----------------|----------|--------------|--------------------|-------------------------|
| 23000087             | 08/05/2022      | amcveigh | 530          | (\$21.17)          | TO COVER DEFICITS       |
|                      | 08/05/2022      | amcveigh | 610          | \$21.17            | TO COVER DEFICITS       |
|                      | 08/05/2022      | amcveigh | 635          | (\$72.10)          | TO COVER DEFICITS       |
|                      | 08/05/2022      | amcveigh | 610          | \$72.10            | TO COVER DEFICITS       |
|                      | 08/05/2022      | amcveigh | 610          | (\$55.99)          | TO COVER DEFICITS       |
|                      | 08/05/2022      | amcveigh | 610          | \$55.99            | TO COVER DEFICITS       |
|                      | 08/05/2022      | amcveigh | 640          | (\$94.72)          | TO COVER DEFICITS       |
|                      | 08/05/2022      | amcveigh | 610          | \$94.72            | TO COVER DEFICITS       |
|                      | 08/05/2022      | amcveigh | 530          | (\$25.10)          | TO COVER DEFICITS       |
|                      | 08/05/2022      | amcveigh | 610          | \$25.10            | TO COVER DEFICITS       |
|                      | 08/05/2022      | amcveigh | 430          | (\$226.58)         | TO COVER DEFICITS       |
|                      | 08/05/2022      | amcveigh | 610          | \$226.58           | TO COVER DEFICITS       |
|                      | <b>23000087</b> |          |              |                    | <b>\$0.00</b>           |
| 23000088             | 08/12/2022      | sryan2   | 610          | (\$1,139.40)       | BUDGET TRANS            |
|                      | 08/12/2022      | sryan2   | 315          | \$1,078.01         | BUDGET TRANS            |
|                      | 08/12/2022      | sryan2   | 123          | \$51.89            | BUDGET TRANS            |
|                      | 08/12/2022      | sryan2   | 650          | \$9.50             | BUDGET TRANS            |
| <b>23000088</b>      |                 |          |              | <b>\$0.00</b>      |                         |
| 23000094             | 09/26/2022      | jmatthew | 890          | \$4,405,877.00     | YE BUDGET XFER          |
|                      | 09/26/2022      | jmatthew | 211          | (\$1,944,539.00)   | YE BUDGET XFER          |
|                      | 09/26/2022      | jmatthew | 212          | (\$58,913.00)      | YE BUDGET XFER          |
|                      | 09/26/2022      | jmatthew | 215          | (\$9,292.00)       | YE BUDGET XFER          |
|                      | 09/26/2022      | jmatthew | 214          | (\$25,764.00)      | YE BUDGET XFER          |
|                      | 09/26/2022      | jmatthew | 260          | (\$19,347.00)      | YE BUDGET XFER          |
|                      | 09/26/2022      | jmatthew | 302          | (\$1,130,371.00)   | YE BUDGET XFER          |
|                      | 09/26/2022      | jmatthew | 302          | (\$90,000.00)      | YE BUDGET XFER          |
|                      | 09/26/2022      | jmatthew | 322          | (\$8,543.00)       | YE BUDGET XFER          |
|                      | 09/26/2022      | jmatthew | 562          | (\$502,289.00)     | YE BUDGET XFER          |
|                      | 09/26/2022      | jmatthew | 562          | (\$616,819.00)     | YE BUDGET XFER          |
|                      | <b>23000094</b> |          |              |                    | <b>\$0.00</b>           |
| 23000095             | 09/26/2022      | jmatthew | 211          | (\$1,373,749.68)   | YE BUDGET XFER          |
|                      | 09/26/2022      | jmatthew | 561          | \$825,001.13       | YE BUDGET XFER          |
|                      | 09/26/2022      | jmatthew | 322          | \$54,931.33        | YE BUDGET XFER          |
|                      | 09/26/2022      | jmatthew | 899          | \$493,817.22       | YE BUDGET XFER          |
|                      | 09/26/2022      | jmatthew | 932          | \$3,042,839.07     | YE BUDGET XFER          |
|                      | 09/26/2022      | jmatthew | 513          | (\$1,938,325.89)   | YE BUDGET XFER          |
|                      | 09/26/2022      | jmatthew | 513          | (\$572,930.70)     | YE BUDGET XFER          |
|                      | 09/26/2022      | jmatthew | 513          | (\$523,208.04)     | YE BUDGET XFER          |
|                      | 09/26/2022      | jmatthew | 513          | (\$8,374.44)       | YE BUDGET XFER          |
| <b>23000095</b>      |                 |          |              | <b>\$0.00</b>      |                         |

## Budget Transfers By Period

| Journal Entry Number | Date Entered | Operator | Account Code | Transaction Amount | Transaction Description |
|----------------------|--------------|----------|--------------|--------------------|-------------------------|
| 23000096             | 09/26/2022   | jmatthew | 890          | \$131,893.00       | YE BUDGET XFER          |
|                      | 09/26/2022   | jmatthew | 211          | (\$131,893.00)     | YE BUDGET XFER          |
| <b>23000096</b>      |              |          |              | <b>\$0.00</b>      |                         |
| 23000196             | 10/05/2022   | jmatthew | 330          | \$2,550,000.00     | YE BD TRANSFER          |
|                      | 10/05/2022   | jmatthew | 932          | (\$2,550,000.00)   | YE BD TRANSFER          |
| <b>23000196</b>      |              |          |              | <b>\$0.00</b>      |                         |
| COVER NE             | 05/31/2022   | scatramb | 610          | (\$63.41)          |                         |
|                      | 05/31/2022   | scatramb | 153          | \$63.41            |                         |
| <b>COVER NE</b>      |              |          |              | <b>\$0.00</b>      |                         |

# West Chester Area School District

## Property and Finance Committee

Memo Item for October 25, 2022

### Change Orders - Renovations and Additions to Glen Acres Elementary School

Attached is the spreadsheet which identifies change orders that were needed to complete the ongoing renovations and additions to Glen Acres Elementary School. All of these change orders were approved by District personnel due to their time sensitivity.


|        |                                                                                                             |            |
|--------|-------------------------------------------------------------------------------------------------------------|------------|
| GC-011 | Add angle steel and furring to existing canopy that was to be removed, but now will remain.                 | \$5,905.00 |
| EC-001 | Breaker size and wire size changes needed to match approved cabinet unit heaters.                           | \$1,965.00 |
| EC-002 | Breaker size and wire size changes for exhaust fans and RTU-3                                               | \$6,095.00 |
| MC-001 | Assemble piping packages for the 5 UV's purchased by WCASD for Phase 1A                                     | \$6,858.60 |
| SC-003 | Install temporary storm water drainage piping due to supply chain issues with new UG retention basin piping | \$8,500.00 |
| SC-004 | Install additional millings in parking lot and driveline of the new cafeteria addition                      | \$4,500.00 |
| SC-005 | Remove 4 additional trees and replace at end of project                                                     | \$4,600.00 |

If you have any questions, please contact me.

Tim Burns  
*Capital Projects Coordinator*  
October 4, 2022

**WEST CHESTER AREA SCHOOL DISTRICT**  
**Human Resources Department**

TO: Board of School Directors

FROM: Jeffrey G. Ulmer, EdD 

DATE: October 13, 2022

RE: October 25, 2022 Personnel Consent Agenda

---

Revised Policy 803 – School Calendar was first reading approved at the September 25, 2022 board meeting. There are no further revisions. Unless I hear otherwise, the revised policy will appear as a consent agenda item on the October 25 agenda for 2<sup>nd</sup> reading approval. It is attached for your reference.



|               |                 |
|---------------|-----------------|
| Book          | Policy Manual   |
| Section       | 800 Operations  |
| Title         | School Calendar |
| Code          | 803             |
| Status        | Second Reading  |
| Adopted       | August 1, 2015  |
| Last Reviewed | July 27, 2015   |

### **Purpose**

The Board recognizes that preparation of an annual school calendar is necessary for the efficient operation of the district.

### **Authority**

The Board shall determine annually the days and the hours when the schools shall be in session for instructional purposes, in accordance with state law and regulations. In certain situations, the state Secretary of Education may approve a district's request for a change in this regulation.[\[1\]](#)[\[2\]](#)[\[3\]](#)[\[4\]](#)

Approval of the school calendar by the Board shall require a first and second reading.

The school calendar shall normally consist of a minimum of 180 student days and the number of teacher days contracted by the bargaining unit.[\[1\]](#)[\[5\]](#)[\[6\]](#)

The Board reserves the right to alter the school calendar when it is in the best interests of the district.

### **Delegation of Responsibility**

The Superintendent shall submit a proposed calendar for the succeeding year by the March Board meeting.

### **Guidelines**

#### Starting Dates

School will begin for students no earlier than seven (7) days prior to and no later than seven (7) days after Labor Day.

#### Non-Classroom Days

The following non-classroom days shall be scheduled on the day designated by the federal government: Labor Day, Thanksgiving Thursday and Friday, Martin Luther King Jr. Day, Presidents' Day, ~~and~~ Memorial Day, **and Juneteenth**.

There shall be a winter vacation generally incorporating the period between December 24 and January 1. Classes shall resume on the first weekday after the New Year's legal holiday unless that day is a Thursday or Friday, in which case classes shall resume the following Monday.

There shall be a spring vacation preceding Easter Sunday.

The Superintendent can recommend days to be made up due to inclement weather.

### Staff Days

There will be teacher in-service days preceding the first student day and during the school year.

Parent/Teacher conferences ~~will~~ **may** be scheduled once in the fall semester and once in the spring semester.

The calendar shall reflect student attendance requirements by law and state regulation.[7]

### Legal

1. 24 P.S. 1501
2. 24 P.S. 1502
3. 24 P.S. 1503
4. 24 P.S. 1504
5. 22 PA Code 4.4
6. 22 PA Code 11.1
7. Pol. 204